



## CITY COUNCIL DISTRICT #5

### MONTHLY OFFENSE SUMMARY

JANUARY 2018

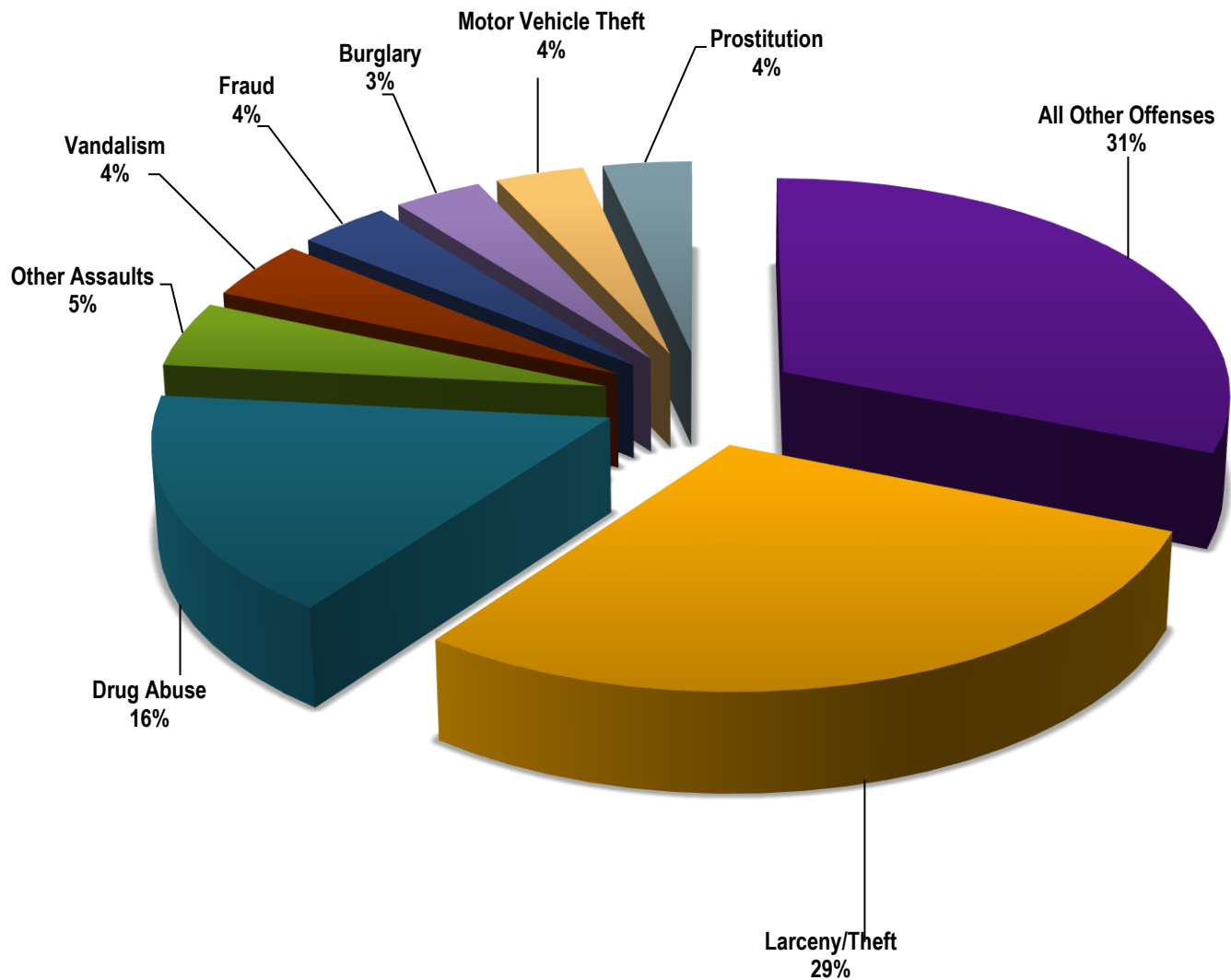
These figures represent preliminary counts of original Police Incident Reports and include all offenses within the above listed City Council District only. Full statistical analysis to determine the confidence level of this data has not been performed. The results contained herein are approximate in relation to the listed area and may not fully coincide with data shown in other areas of SLCPD's Crime Statistics page such as Calls for Service, Crimes Trending, and Crime Reports due to and reflective of departmental procedures that were in place at the time the event occurred and the date this data was compiled. Results displayed are not distinguished as attempted or completed crimes, do not include other calls for police service, and only represent police service where a report was made. Police Incident Reports are classified by primary offense categories as defined by the Uniform Crime Reporting (UCR) system. However, data is not subjected to any other standards set forth under UCR. Although every reasonable verification effort is made, the accuracy of any data is subject to the constraints of the report generation process as well as the manner, format, and point in time of any query.

<b>PART I OFFENSES:</b>	Chosen by the FBI as Part I Offenses because they are serious crimes that occur with regularity in all areas of the country and are likely to be reported to Police.
<b>PART II OFFENSES:</b>	All other crimes other than the eight Part I Offenses. The Uniform Crime Reporting Program gathers only arrest data for Part II Offenses, however, SLCPD results displayed in this document display all Part II Offenses, regardless of the presence of arrest data.
<b>ALL OTHER OFFENSES:</b>	Under the Part II Offense section, 'All Other Offenses' include Peeping Tom, Trespass, Kidnap/Abduction, Pornography, Extortion/Blackmail, Bribery, Warrants, Sexual Offenses, Obstruction, Public Peace, and Hit & Run.
<b>NON-UCR OFFENSES:</b>	Non-UCR Offenses include reports for all other offenses not classified as a Part I or Part II Offense. Results displayed separate some of these offenses such as Ambulance Calls, Deaths, Missing Persons, Suicides, Suspicious Activity, and Traffic Accidents.
<b>ALL OTHER NON-UCR:</b>	Under the Non-UCR category, 'All Other' include the remainder of offenses not classified as Part I or Part II and not separated from the Non-UCR Offenses. These include things such as Loud Parties, Barking Dogs, Mentally Ill Subjects, Citizen Assistance, etc.
<b>LOW NUMBER OFFENSES:</b>	On page two, in the interest of space and allowing for easier viewing, the category titled 'Low Number Offenses' include Part I and Part II Offenses from page one that have totals under the amount of 20.

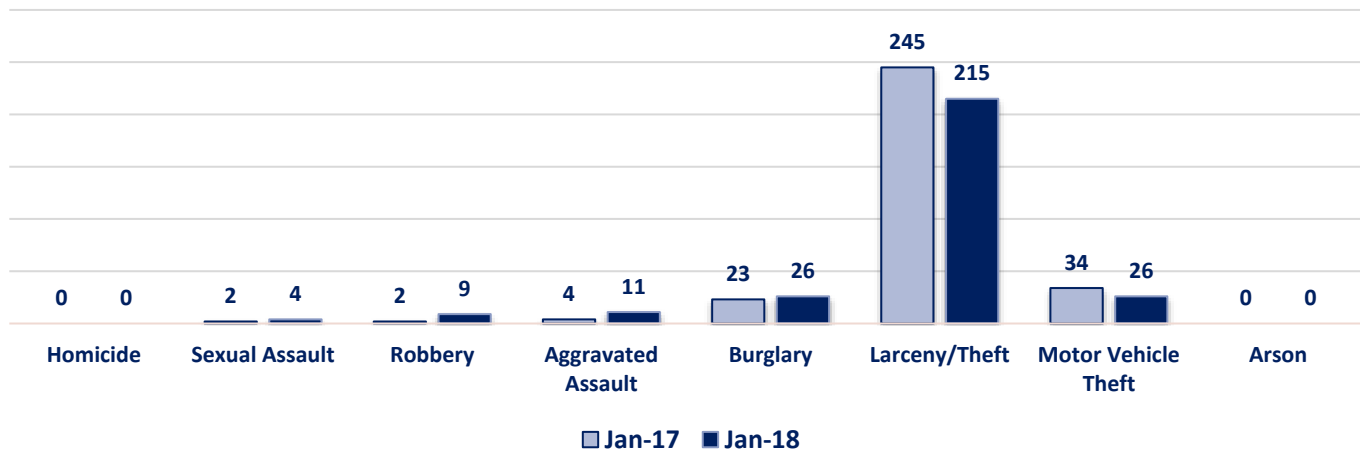
## Offenses

PART I OFFENSES	OFFENSE	JAN 17	JAN 18	OFFENSE	JAN 17	JAN 18
	Homicide	0	0	Other Assaults	38	36
	Sexual Assault	2	4	Forgery/Counterfeit	8	6
	Robbery	2	9	Fraud	42	27
	Aggravated Assault	4	11	Embezzlement	0	0
	Burglary	23	26	Stolen Property	13	8
	Larceny/Theft	245	215	Vandalism	53	32
	Motor Vehicle Theft	34	26	Weapons	10	6
	Arson	0	0	Prostitution	9	26
NON-UCR OFFENSES	PART I TOTALS	310	291	Sex Offenses	2	0
	Ambulance Calls	19	27	Drug Abuse	121	122
	Deaths	5	3	Gambling	0	0
	Missing Persons	3	1	Family Offenses	36	21
	Suicides	0	3	DUI	14	8
	Suspicious Activity	9	19	Liquor Laws	6	4
	Traffic Accidents	75	49	Drunkenness	17	15
	All Other	220	233	Disorderly Conduct	4	10
	NON-UCR TOTALS	331	335	All Other Offenses	207	230
TOTALS	PART I OFFENSES	310	291	Curfew/Loitering	0	1
	PART II OFFENSES	582	557	Runaway	2	5
	NON-UCR OFFENSES	331	335	PART II TOTALS	582	557
	TOTAL	1223	1183			

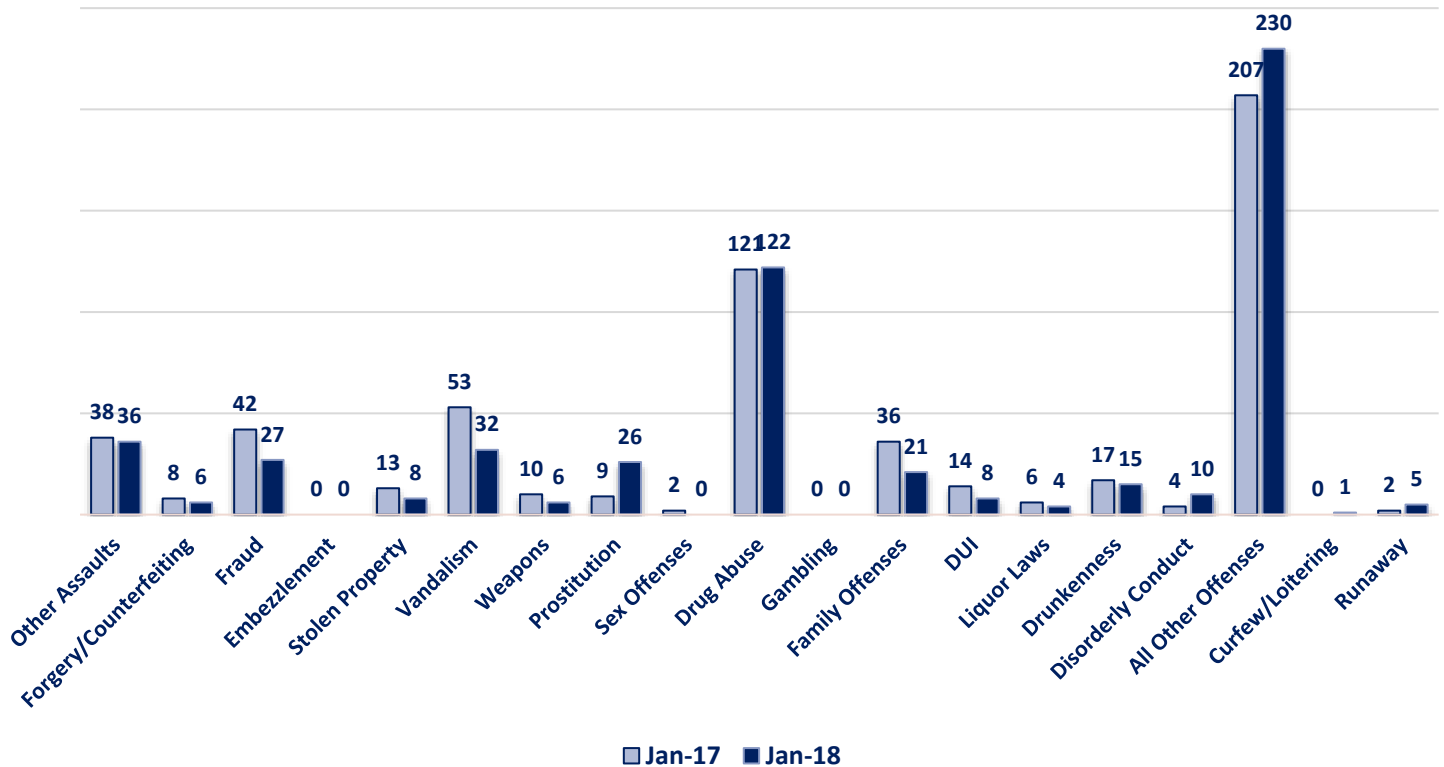
## JANUARY 2018 - Part I & II Offense Percentages



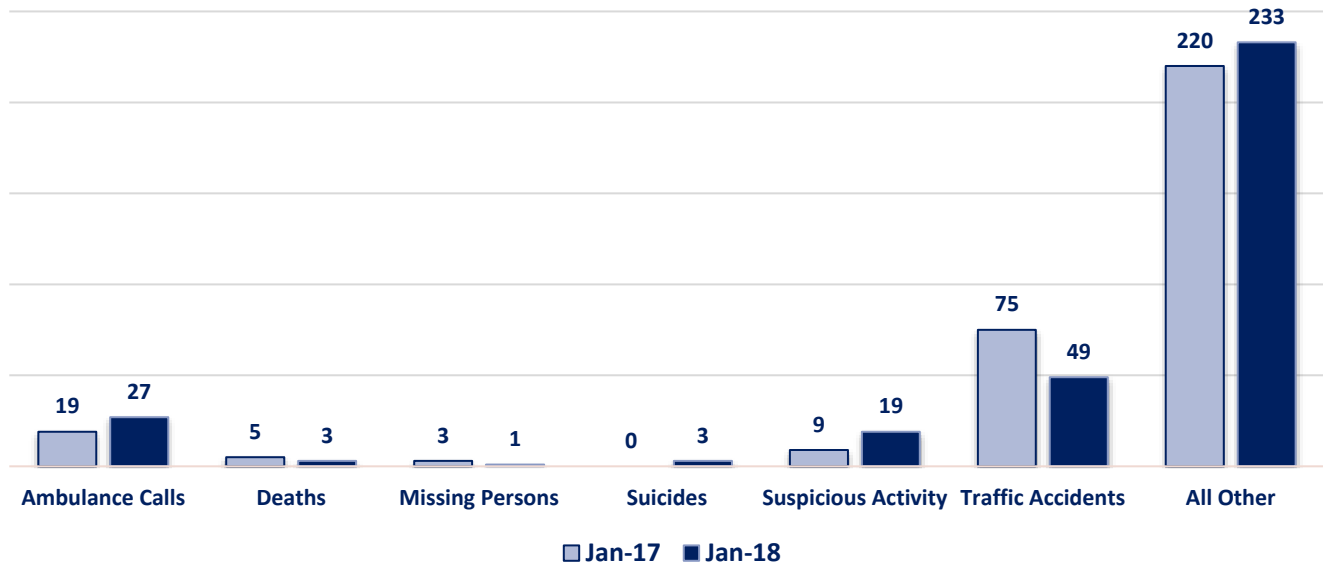
### Part I Offenses



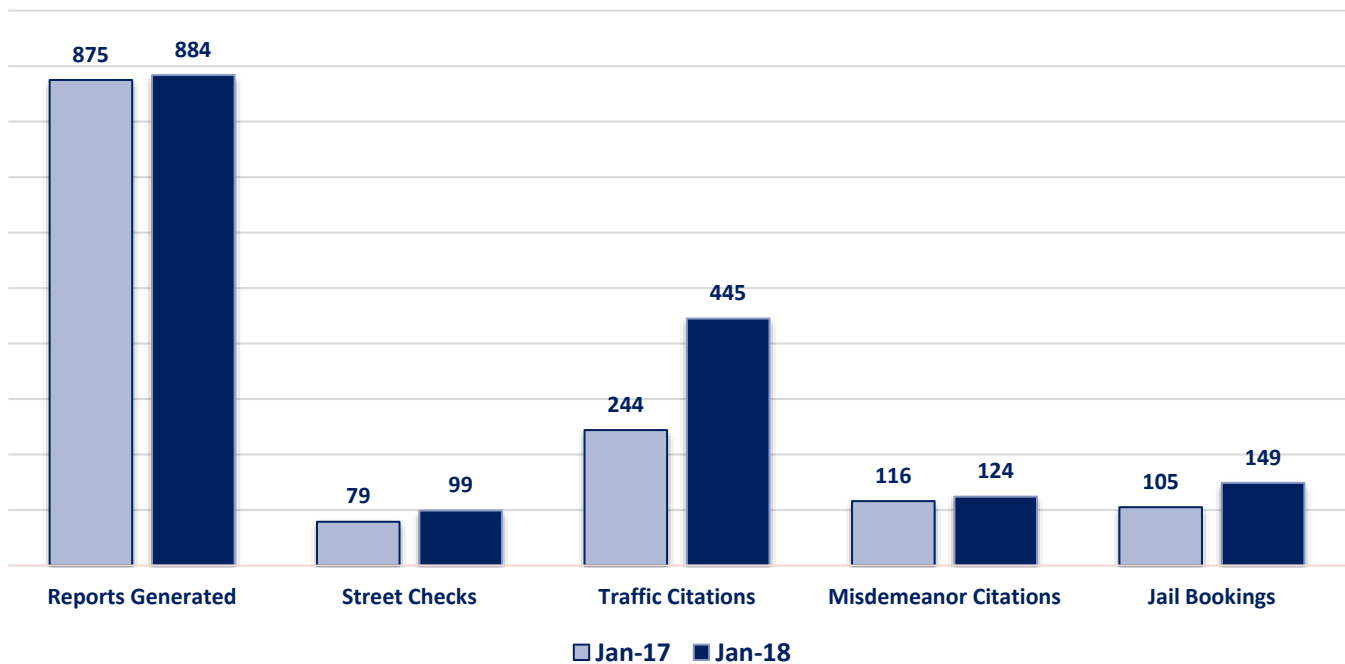
### Part II Offenses



### Non-UCR Offenses

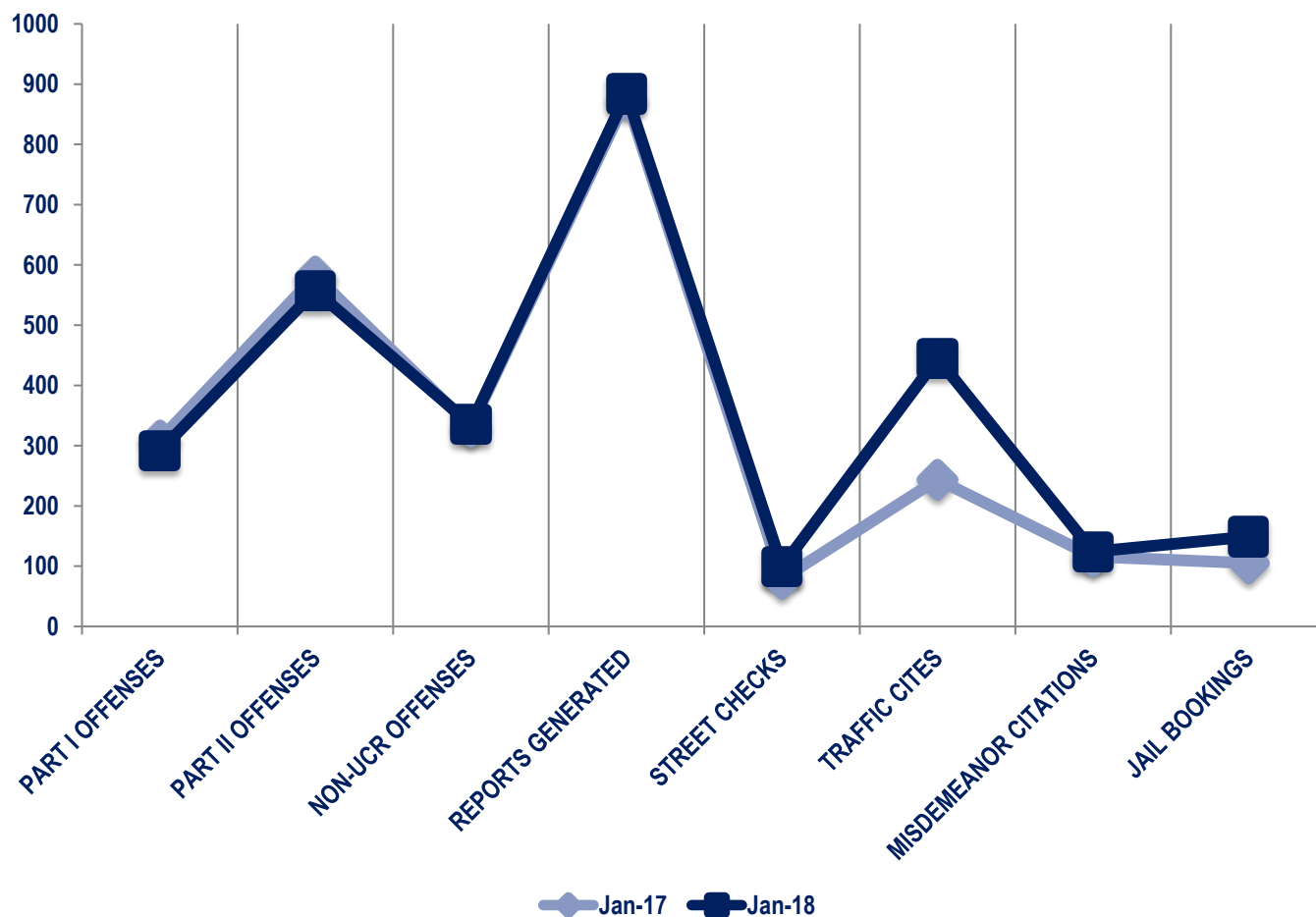


### Other Event Totals



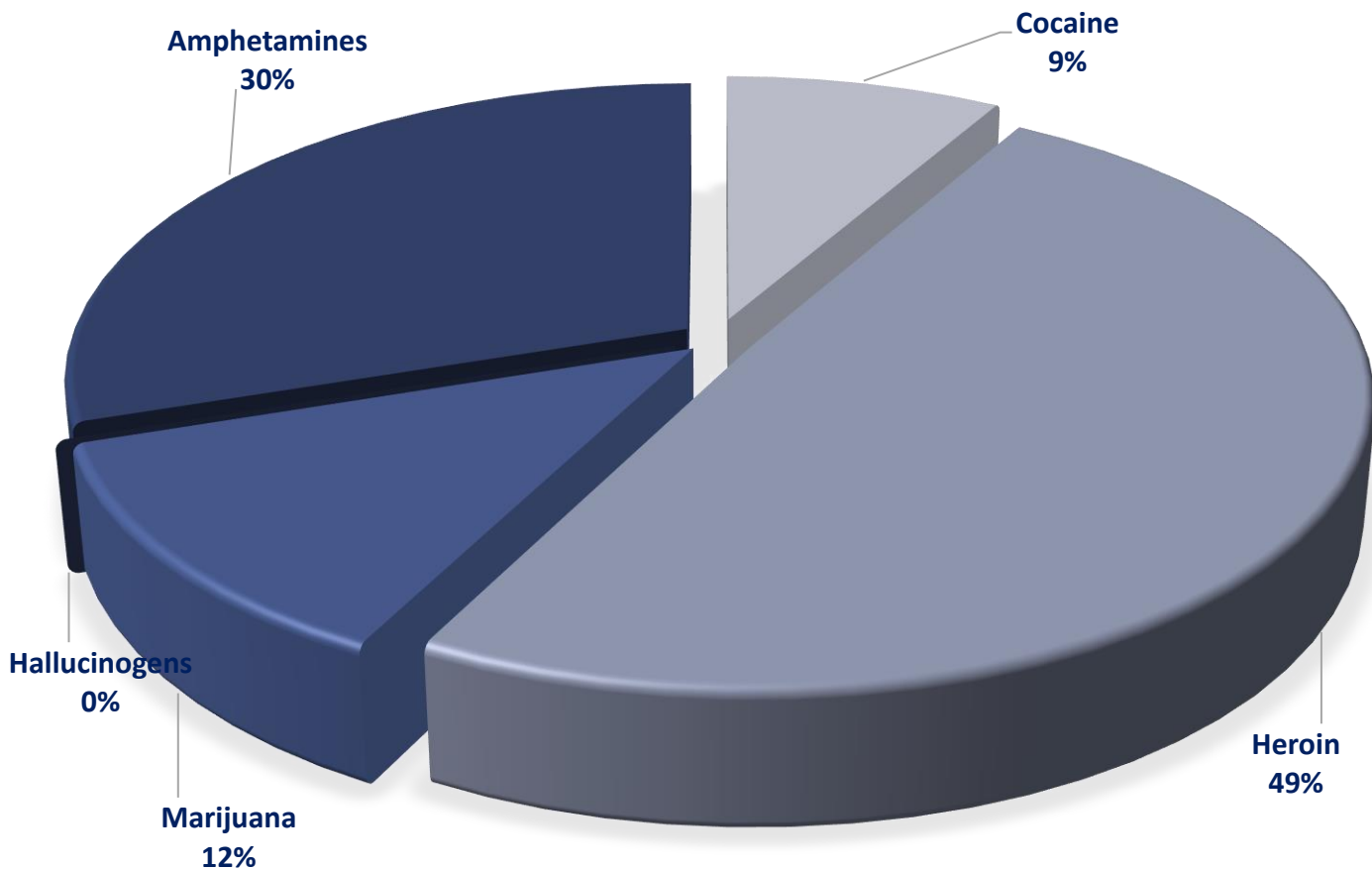
### Combined Offense/Event Trends

	JAN 17	JAN 18
<b>Part I Offenses</b>	310	291
<b>Part II Offenses</b>	582	557
<b>NonUCR Offenses</b>	331	335
<b>Reports Generated</b>	875	884
<b>Street Checks</b>	79	99
<b>Traffic Citations</b>	244	445
<b>Misdemeanor Citations</b>	116	124
<b>Jail Bookings</b>	105	149

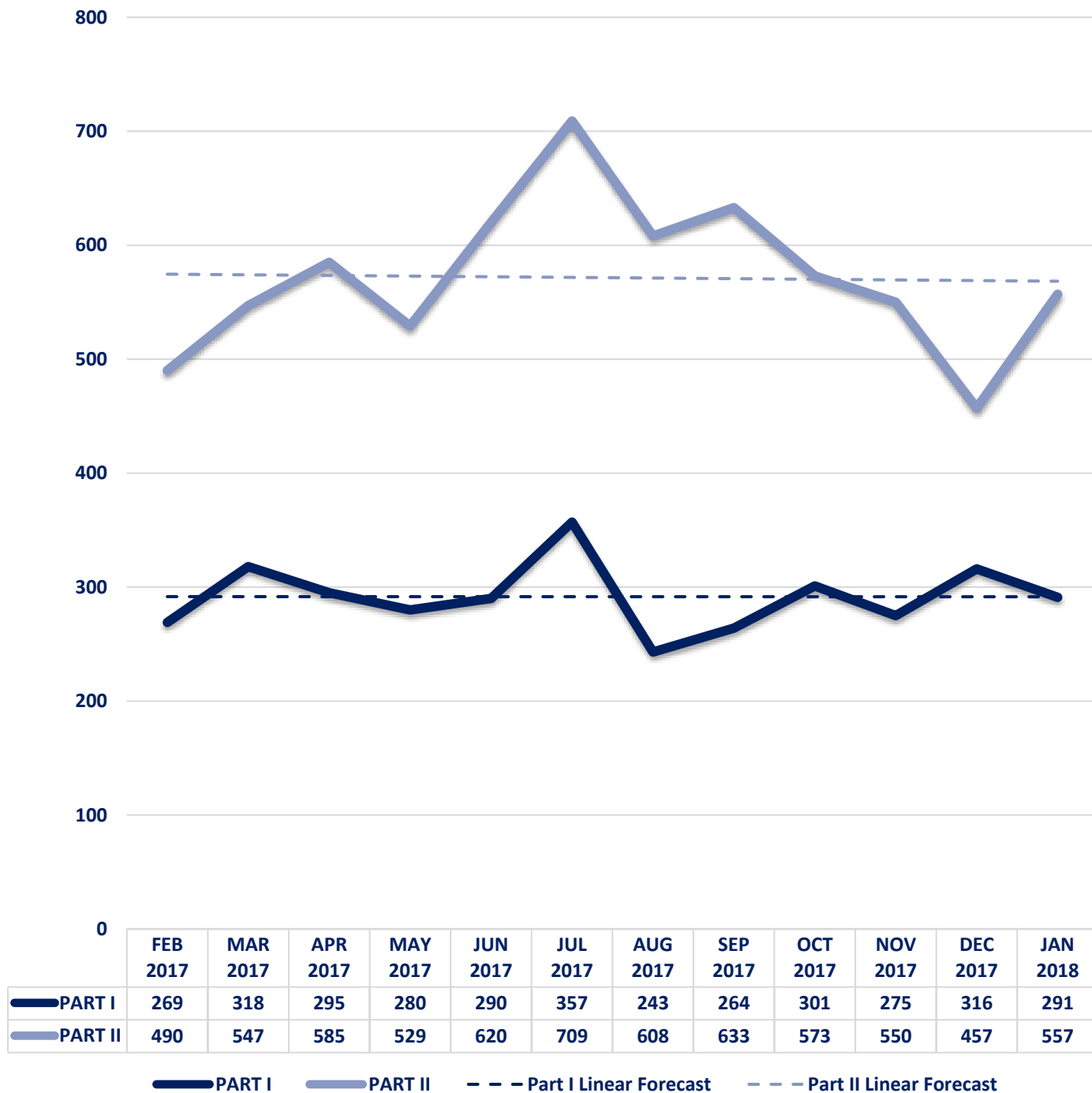


### Seized Drugs

TYPE	DOSES	STREET VALUE
Cocaine	122.0	\$ 1,220.00
Heroin	718.4	\$ 7,183.95
Marijuana	179.2	\$ 1,075.48
Hallucinogens	0.0	\$ -
Amphetamines	438.5	\$ 4,385.00
<b>TOTAL</b>	<b>1458.1</b>	<b>\$ 13,864.43</b>



### Part I & II Offenses - One Year







## CITY COUNCIL DISTRICT #5

### MONTHLY OFFENSE SUMMARY

## FEBRUARY 2018

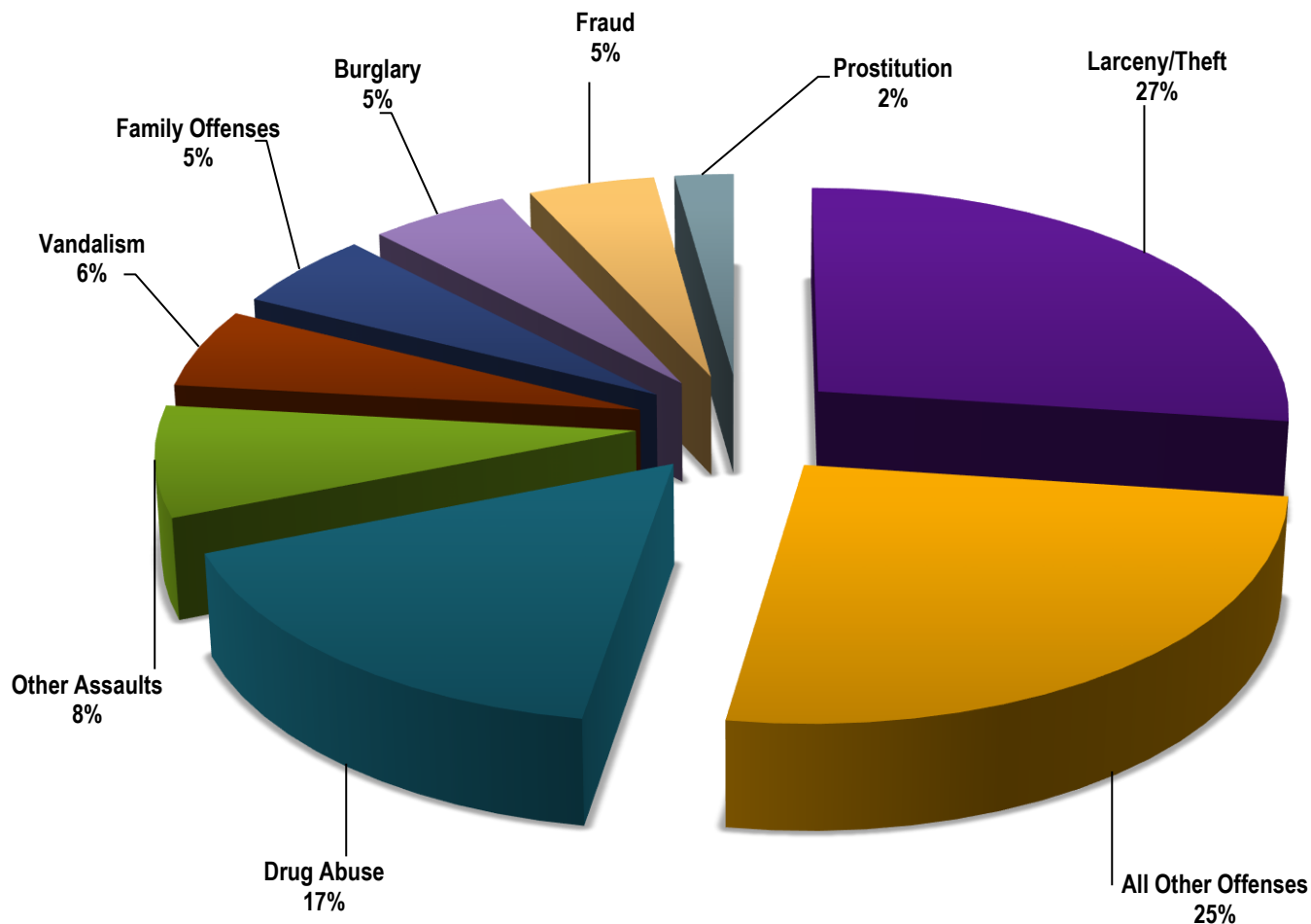
These figures represent preliminary counts of original Police Incident Reports and include all offenses within the above listed City Council District only. Full statistical analysis to determine the confidence level of this data has not been performed. The results contained herein are approximate in relation to the listed area and may not fully coincide with data shown in other areas of SLCPD's Crime Statistics page such as Calls for Service, Crimes Trending, and Crime Reports due to and reflective of departmental procedures that were in place at the time the event occurred and the date this data was compiled. Results displayed are not distinguished as attempted or completed crimes, do not include other calls for police service, and only represent police service where a report was made. Police Incident Reports are classified by primary offense categories as defined by the Uniform Crime Reporting (UCR) system. However, data is not subjected to any other standards set forth under UCR. Although every reasonable verification effort is made, the accuracy of any data is subject to the constraints of the report generation process as well as the manner, format, and point in time of any query.

<b>PART I OFFENSES:</b>	Chosen by the FBI as Part I Offenses because they are serious crimes that occur with regularity in all areas of the country and are likely to be reported to Police.
<b>PART II OFFENSES:</b>	All other crimes other than the eight Part I Offenses. The Uniform Crime Reporting Program gathers only arrest data for Part II Offenses, however, SLCPD results displayed in this document display all Part II Offenses, regardless of the presence of arrest data.
<b>ALL OTHER OFFENSES:</b>	Under the Part II Offense section, 'All Other Offenses' include Peeping Tom, Trespass, Kidnap/Abduction, Pornography, Extortion/Blackmail, Bribery, Warrants, Sexual Offenses, Obstruction, Public Peace, and Hit & Run.
<b>NON-UCR OFFENSES:</b>	Non-UCR Offenses include reports for all other offenses not classified as a Part I or Part II Offense. Results displayed separate some of these offenses such as Ambulance Calls, Deaths, Missing Persons, Suicides, Suspicious Activity, and Traffic Accidents.
<b>ALL OTHER NON-UCR:</b>	Under the Non-UCR category, 'All Other' include the remainder of offenses not classified as Part I or Part II and not separated from the Non-UCR Offenses. These include things such as Loud Parties, Barking Dogs, Mentally Ill Subjects, Citizen Assistance, etc.
<b>LOW NUMBER OFFENSES:</b>	On page two, in the interest of space and allowing for easier viewing, the category titled 'Low Number Offenses' include Part I and Part II Offenses from page one that have totals under the amount of 10.

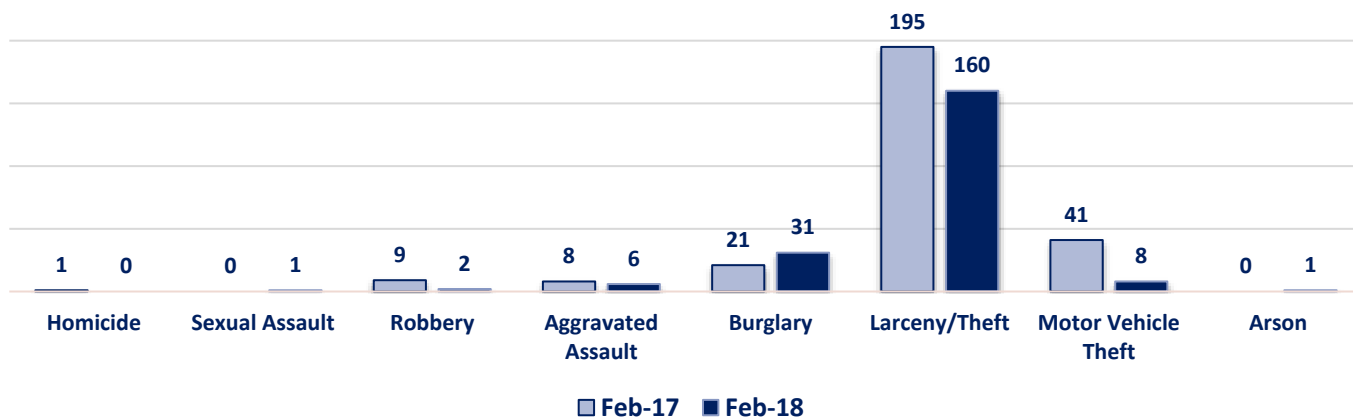
## Offenses

PART I OFFENSES	OFFENSE	FEB 17	FEB 18	OFFENSE	FEB 17	FEB 18
	Homicide	1	0	Other Assaults	46	46
	Sexual Assault	0	1	Forgery/Counterfeit	15	10
	Robbery	9	2	Fraud	42	28
	Aggravated Assault	8	6	Embezzlement	0	0
	Burglary	21	31	Stolen Property	4	5
	Larceny/Theft	195	160	Vandalism	44	33
	Motor Vehicle Theft	41	8	Weapons	9	3
	Arson	0	1	Prostitution	8	13
PART II OFFENSES	PART I TOTALS	275	209	Sex Offenses	2	2
	Ambulance Calls	17	13	Drug Abuse	107	97
	Deaths	6	4	Gambling	0	0
	Missing Persons	5	2	Family Offenses	25	32
	Suicides	0	0	DUI	11	3
	Suspicious Activity	13	13	Liquor Laws	2	3
	Traffic Accidents	64	73	Drunkenness	13	8
	All Other	181	189	Disorderly Conduct	9	11
	NON-UCR TOTALS	286	294	All Other Offenses	180	150
TOTALS	PART I OFFENSES	275	209	Curfew/Loitering	0	0
	PART II OFFENSES	521	447	Runaway	4	3
	NON-UCR OFFENSES	286	294	PART II TOTALS	521	447
	TOTAL	1082	950			

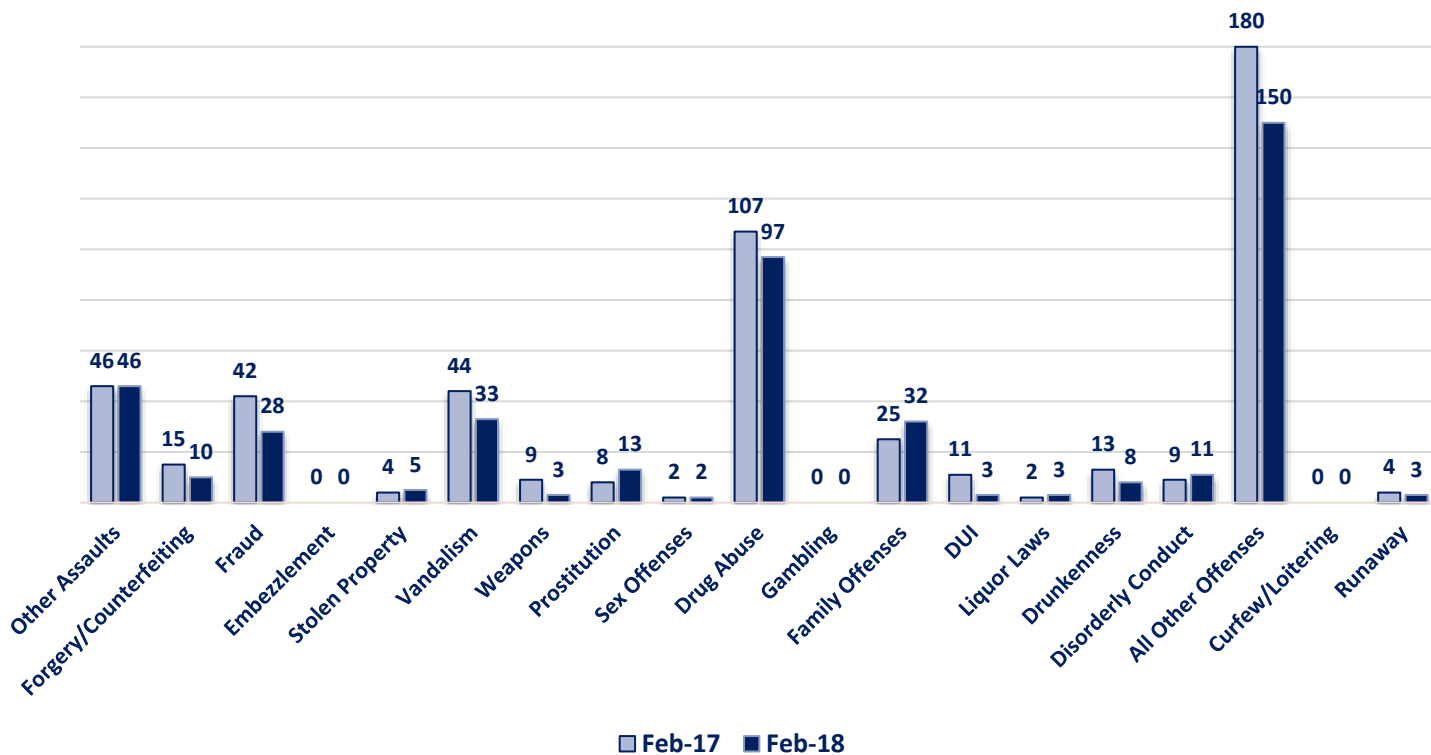
## FEBRUARY 2018 - Part I & II Offense Percentages



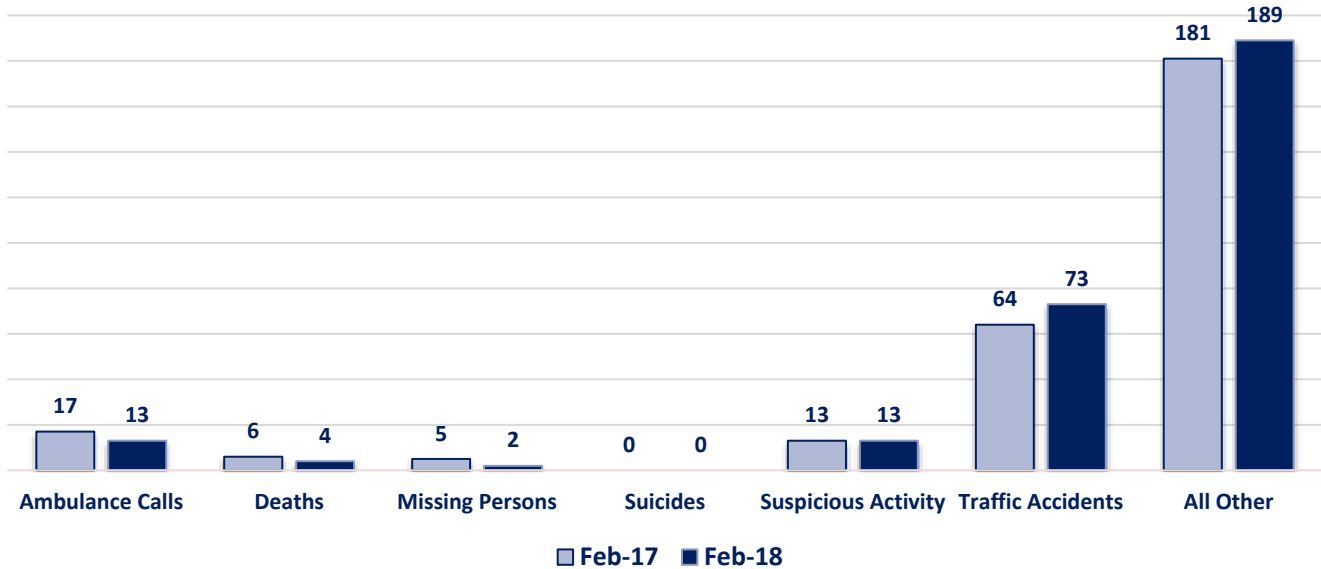
### Part I Offenses



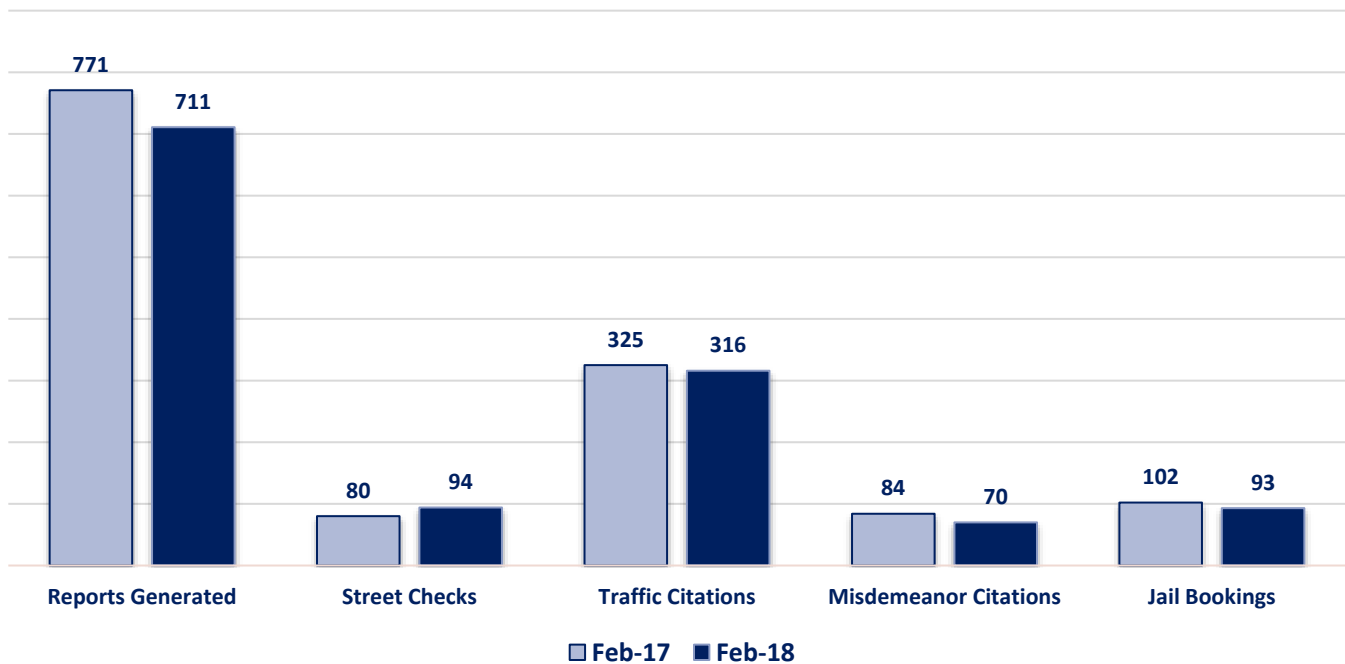
### Part II Offenses



### Non-UCR Offenses

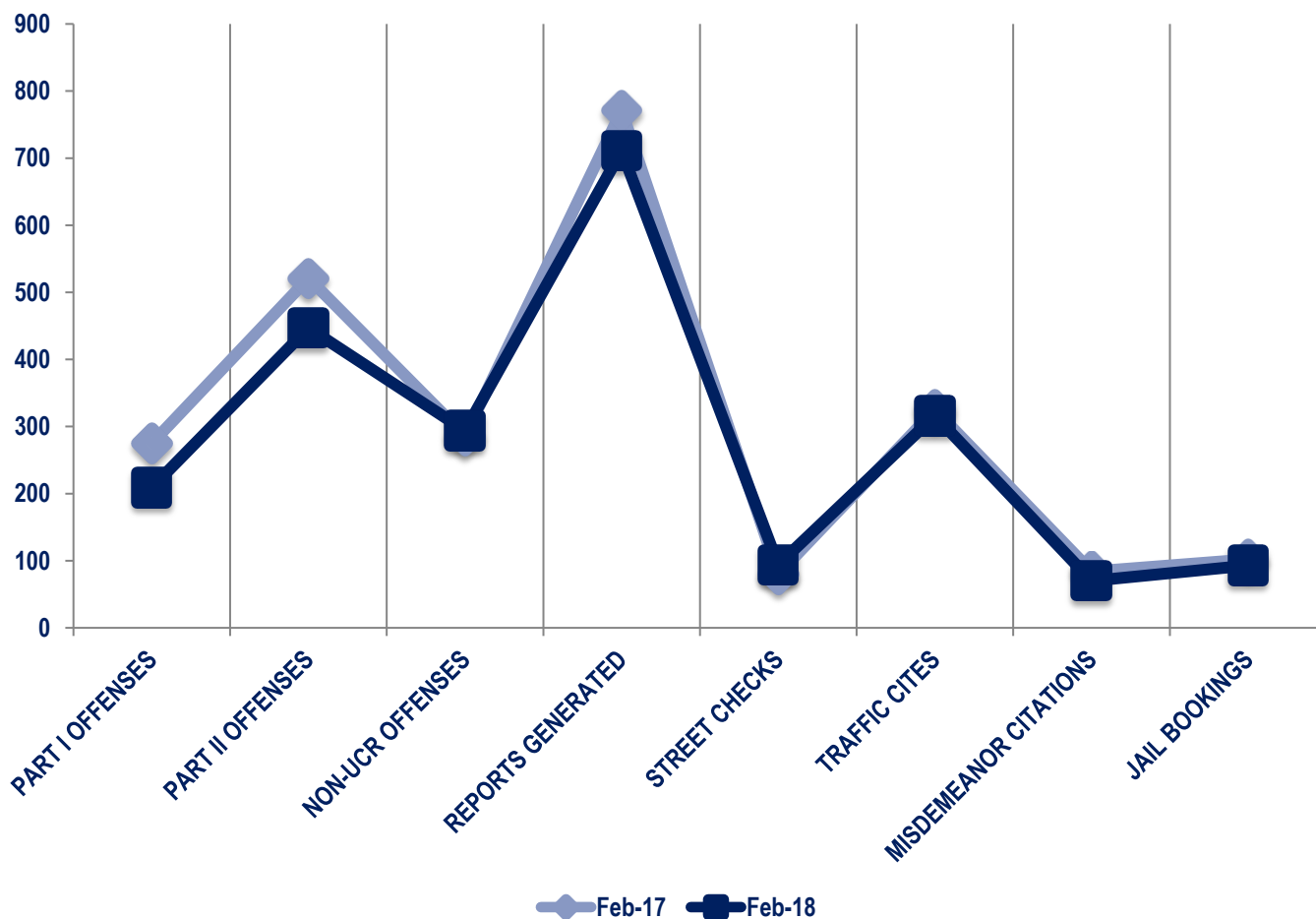


### Other Event Totals



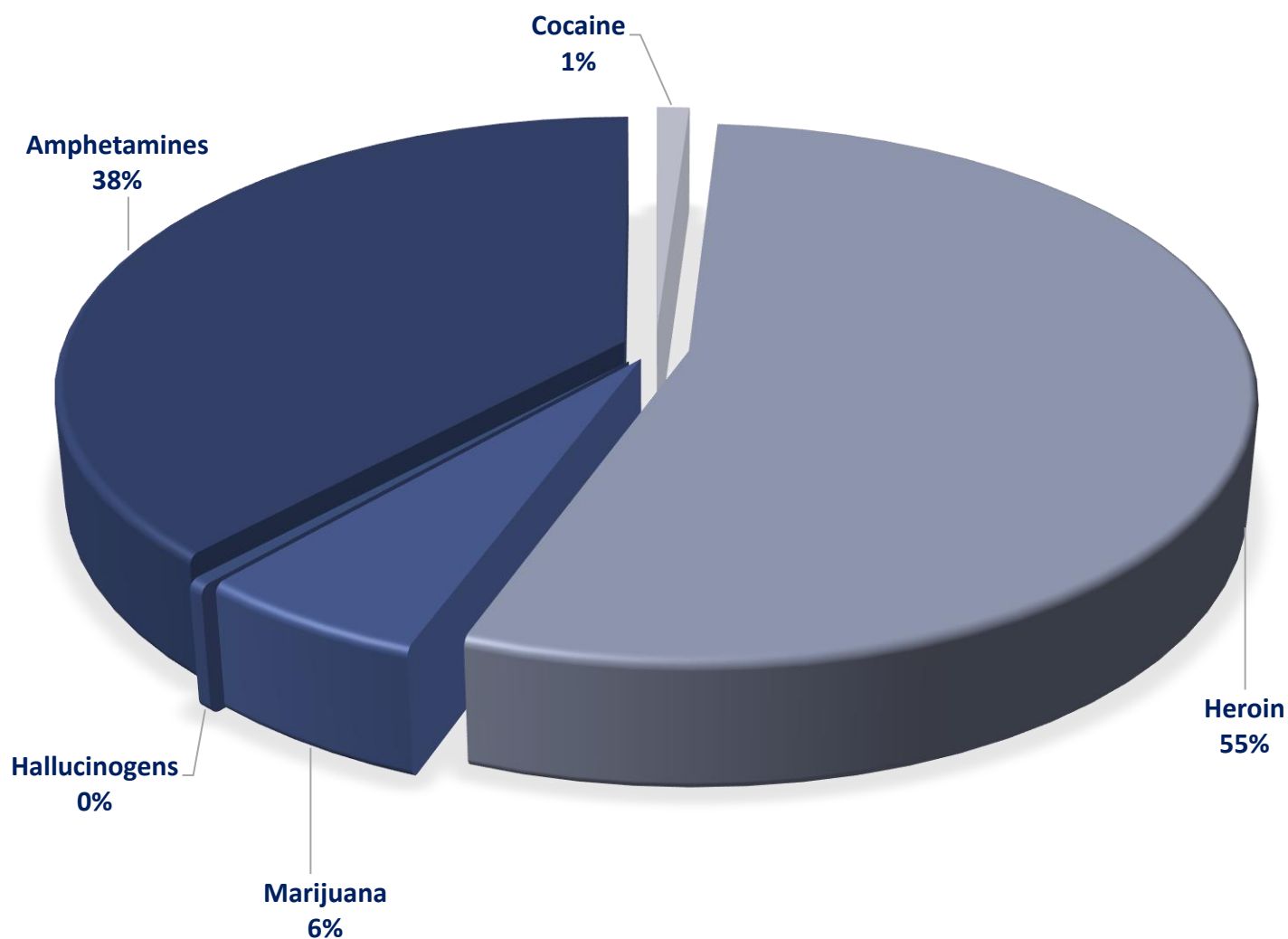
### Combined Offense/Event Trends

	FEB 17	FEB 18
<b>Part I Offenses</b>	471	290
<b>Part II Offenses</b>	1407	749
<b>NonUCR Offenses</b>	686	571
<b>Reports Generated</b>	1834	1241
<b>Street Checks</b>	259	144
<b>Traffic Citations</b>	517	677
<b>Misdemeanor Citations</b>	213	112
<b>Jail Bookings</b>	250	151

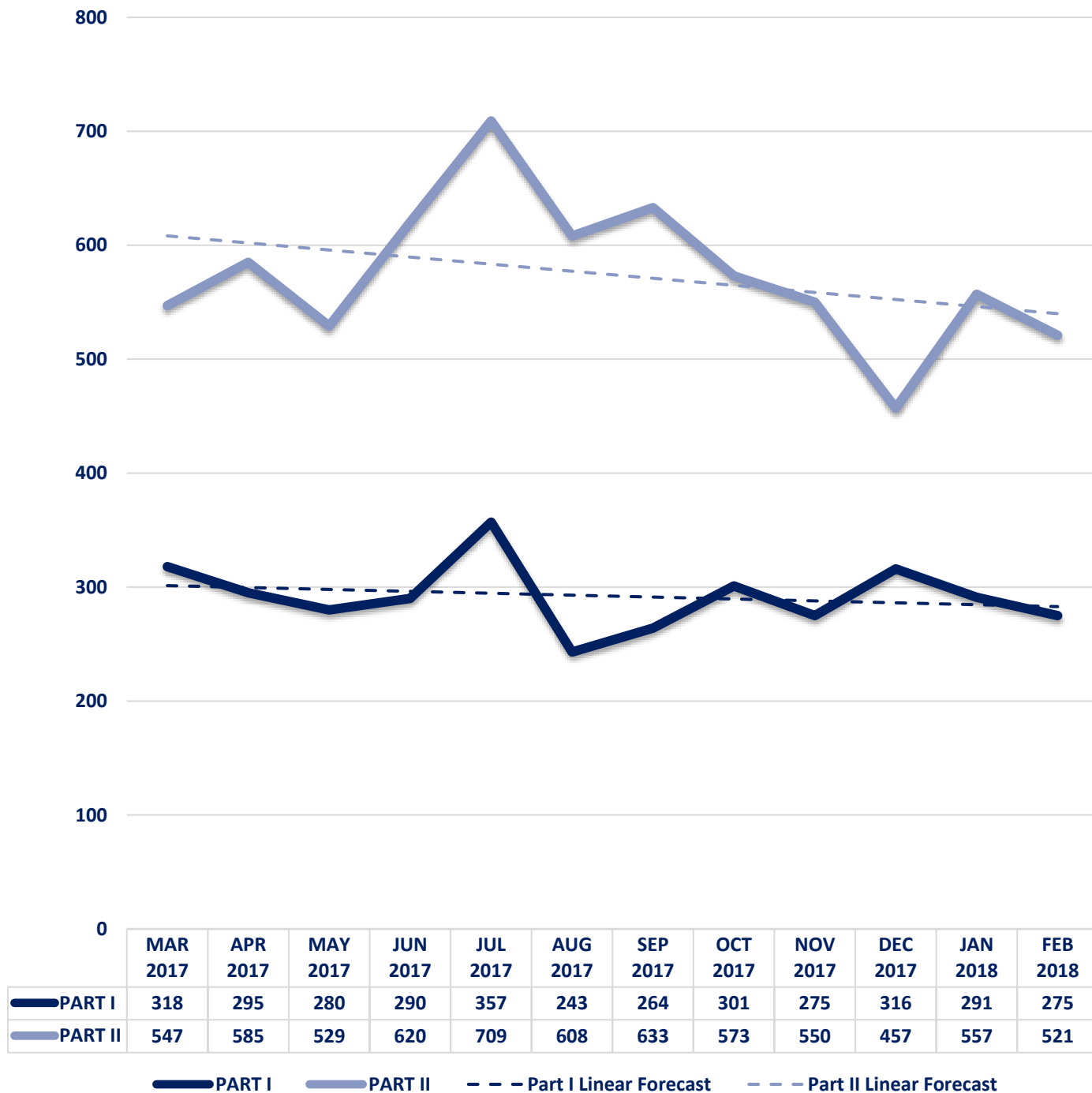


### Seized Drugs

TYPE	DOSES	STREET VALUE
Cocaine	15.1	\$ 151.00
Heroin	763.5	\$ 7,635.00
Marijuana	81.1	\$ 486.89
Hallucinogens	6.2	\$ 12.35
Amphetamines	532.1	\$ 5,321.00
<b>TOTAL</b>	<b>1398.0</b>	<b>\$ 13,606.23</b>



### Part I & II Offenses - One Year







## CITY COUNCIL DISTRICT #5

### MONTHLY OFFENSE SUMMARY

MARCH 2018

These figures represent preliminary counts of original Police Incident Reports and include all offenses within the above listed City Council District only. Full statistical analysis to determine the confidence level of this data has not been performed. The results contained herein are approximate in relation to the listed area and may not fully coincide with data shown in other areas of SLCPD's Crime Statistics page such as Calls for Service, Crimes Trending, and Crime Reports due to and reflective of departmental procedures that were in place at the time the event occurred and the date this data was compiled. Results displayed are not distinguished as attempted or completed crimes, do not include other calls for police service, and only represent police service where a report was made. Police Incident Reports are classified by primary offense categories as defined by the Uniform Crime Reporting (UCR) system. However, data is not subjected to any other standards set forth under UCR. Although every reasonable verification effort is made, the accuracy of any data is subject to the constraints of the report generation process as well as the manner, format, and point in time of any query.

<b>PART I OFFENSES:</b>	Chosen by the FBI as Part I Offenses because they are serious crimes that occur with regularity in all areas of the country and are likely to be reported to Police.
<b>PART II OFFENSES:</b>	All other crimes other than the eight Part I Offenses. The Uniform Crime Reporting Program gathers only arrest data for Part II Offenses, however, SLCPD results displayed in this document display all Part II Offenses, regardless of the presence of arrest data.
<b>ALL OTHER OFFENSES:</b>	Under the Part II Offense section, 'All Other Offenses' include Peeping Tom, Trespass, Kidnap/Abduction, Pornography, Extortion/Blackmail, Bribery, Warrants, Sexual Offenses, Obstruction, Public Peace, and Hit & Run.
<b>NON-UCR OFFENSES:</b>	Non-UCR Offenses include reports for all other offenses not classified as a Part I or Part II Offense. Results displayed separate some of these offenses such as Ambulance Calls, Deaths, Missing Persons, Suicides, Suspicious Activity, and Traffic Accidents.
<b>ALL OTHER NON-UCR:</b>	Under the Non-UCR category, 'All Other' include the remainder of offenses not classified as Part I or Part II and not separated from the Non-UCR Offenses. These include things such as Loud Parties, Barking Dogs, Mentally Ill Subjects, Citizen Assistance, etc.
<b>LOW NUMBER OFFENSES:</b>	On page two, in the interest of space and allowing for easier viewing, the category titled 'Low Number Offenses' include Part I and Part II Offenses from page one that have totals under the amount of 25.

## Offenses

### PART I OFFENSES

OFFENSE	MAR 17	MAR 18
Homicide	0	0
Sexual Assault	4	3
Robbery	8	9
Aggravated Assault	8	7
Burglary	44	49
Larceny/Theft	239	159
Motor Vehicle Theft	25	23
Arson	1	1
<b>PART I TOTALS</b>	<b>329</b>	<b>251</b>

### NON-UCR OFFENSES

Ambulance Calls	13	15
Deaths	4	5
Missing Persons	6	5
Suicides	1	0
Suspicious Activity	16	14
Traffic Accidents	61	65
All Other	187	186
<b>NON-UCR TOTALS</b>	<b>288</b>	<b>290</b>

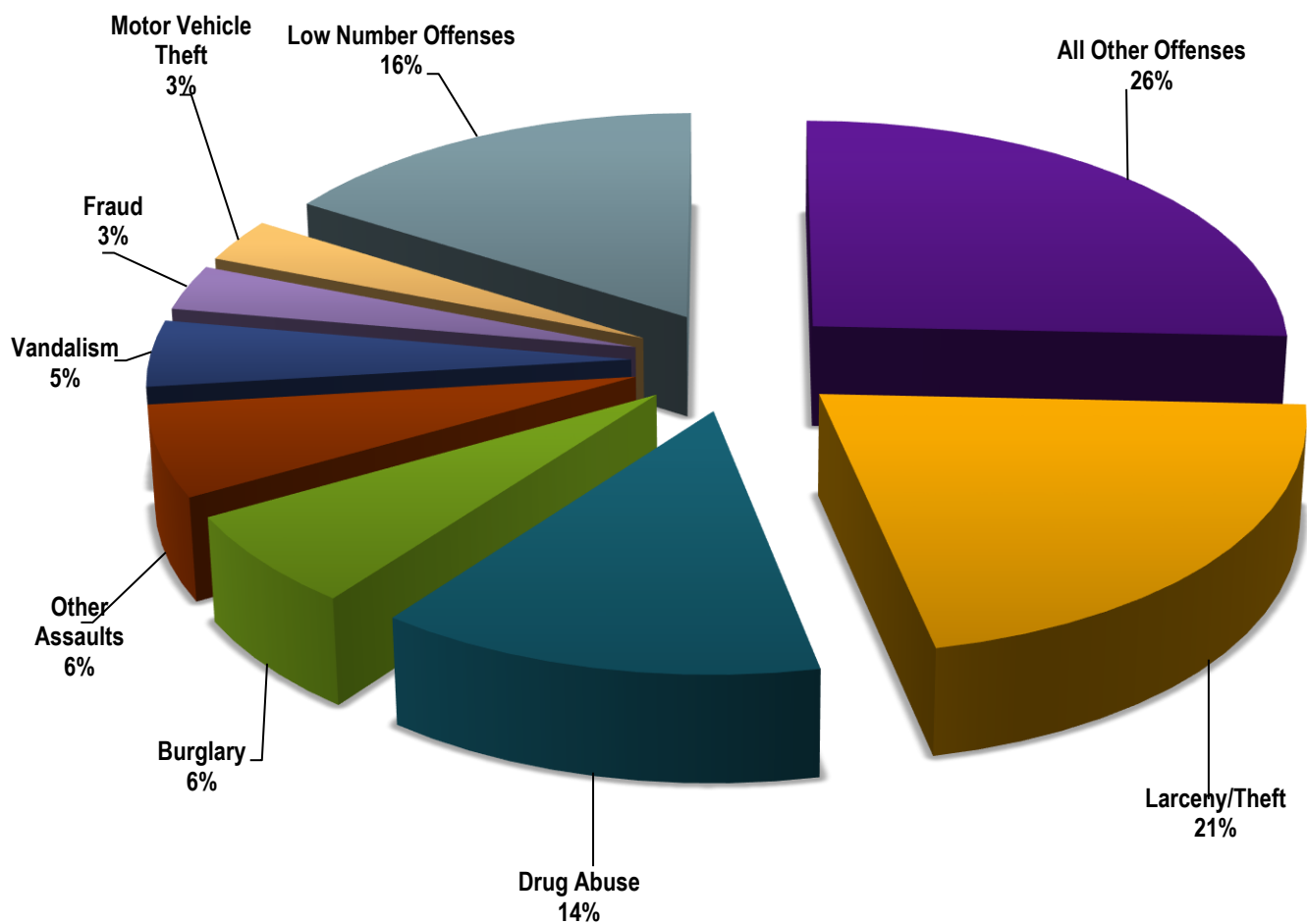
### TOTALS

<b>PART I OFFENSES</b>	<b>329</b>	<b>251</b>
<b>PART II OFFENSES</b>	<b>565</b>	<b>504</b>
<b>NON-UCR OFFENSES</b>	<b>288</b>	<b>290</b>
<b>TOTAL</b>	<b>1182</b>	<b>1045</b>

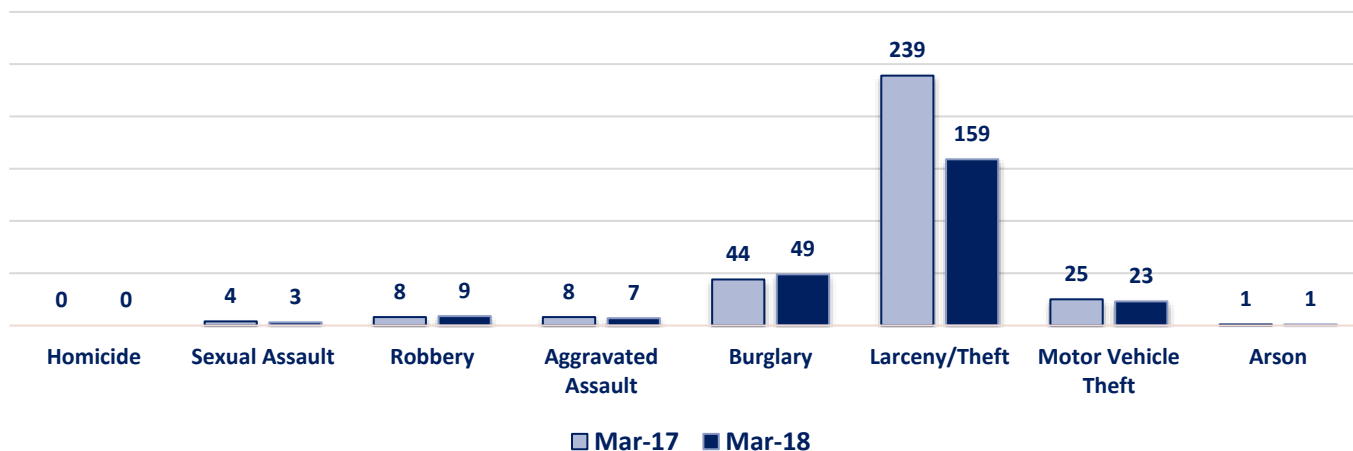
### PART II OFFENSES

OFFENSE	MAR 17	MAR 18
Other Assaults	58	48
Forgery/Counterfeit	6	11
Fraud	42	24
Embezzlement	0	0
Stolen Property	4	5
Vandalism	50	35
Weapons	5	6
Prostitution	5	14
Sex Offenses	6	3
Drug Abuse	108	102
Gambling	2	0
Family Offenses	41	23
DUI	10	9
Liquor Laws	4	1
Drunkenness	16	18
Disorderly Conduct	7	6
All Other Offenses	195	194
Curfew/Loitering	1	0
Runaway	5	5
<b>PART II TOTALS</b>	<b>565</b>	<b>504</b>

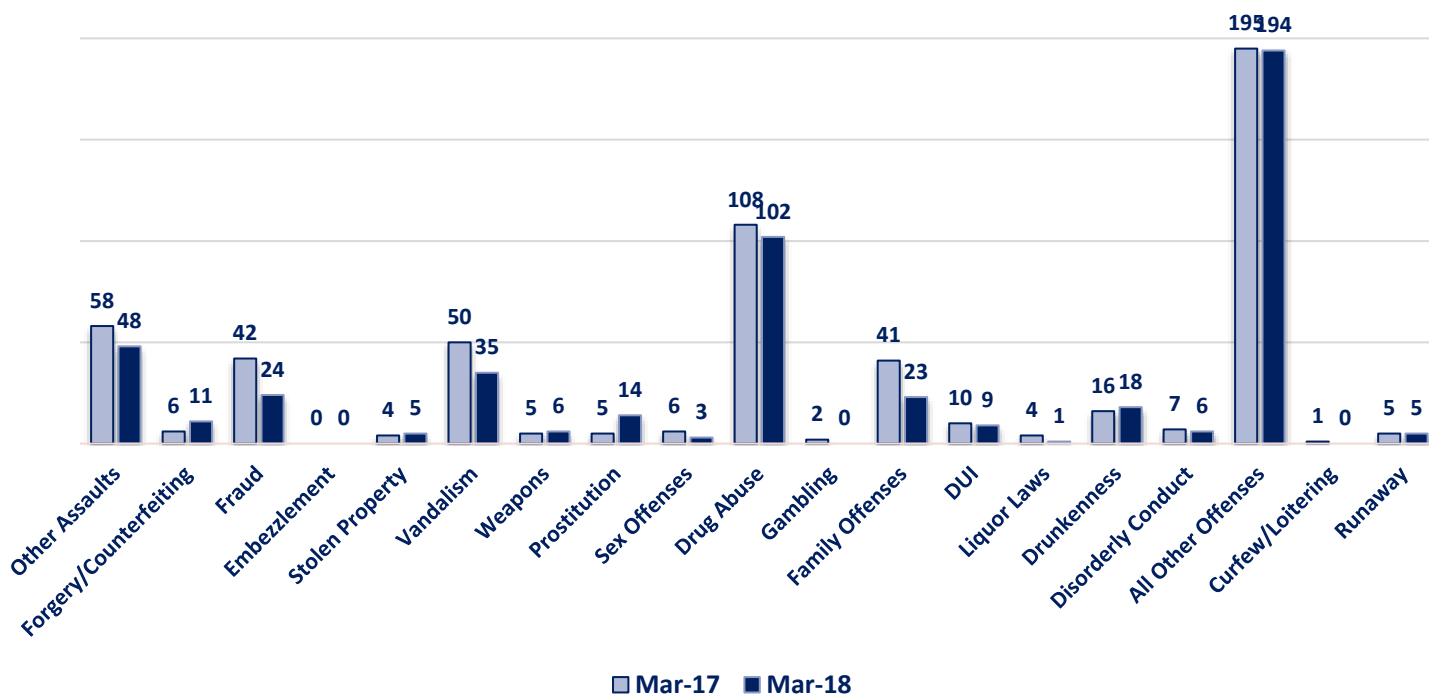
## MARCH 2018 - Part I & II Offense Percentages



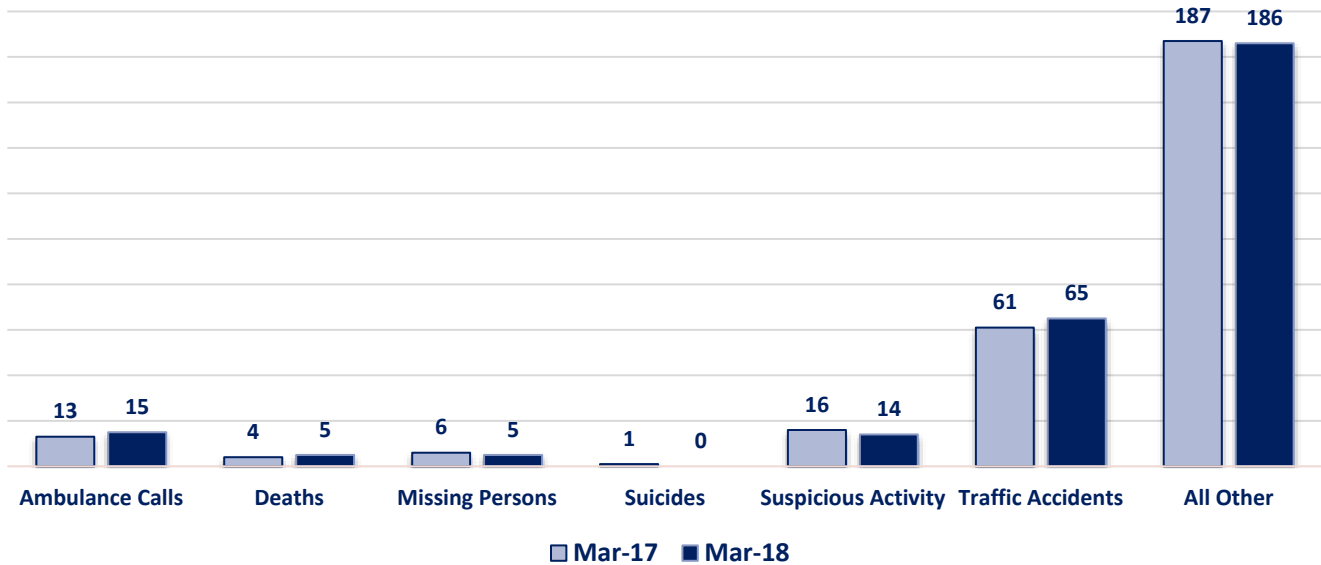
### Part I Offenses



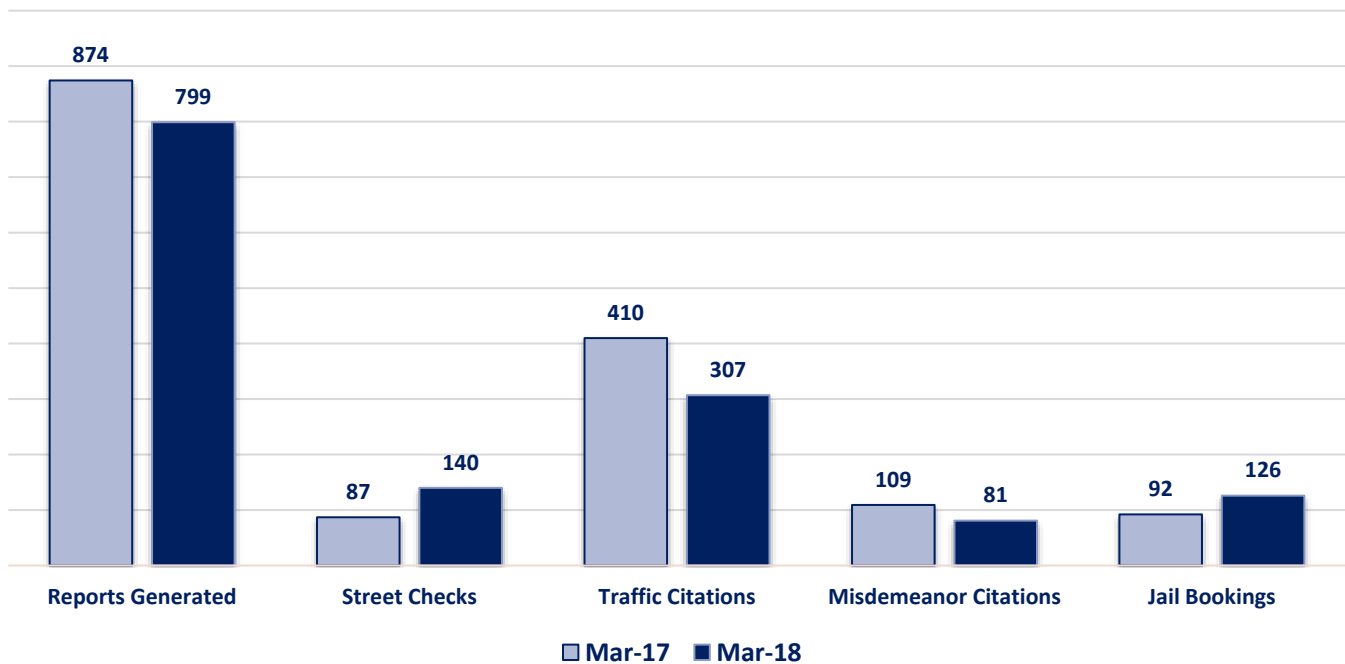
### Part II Offenses



### Non-UCR Offenses

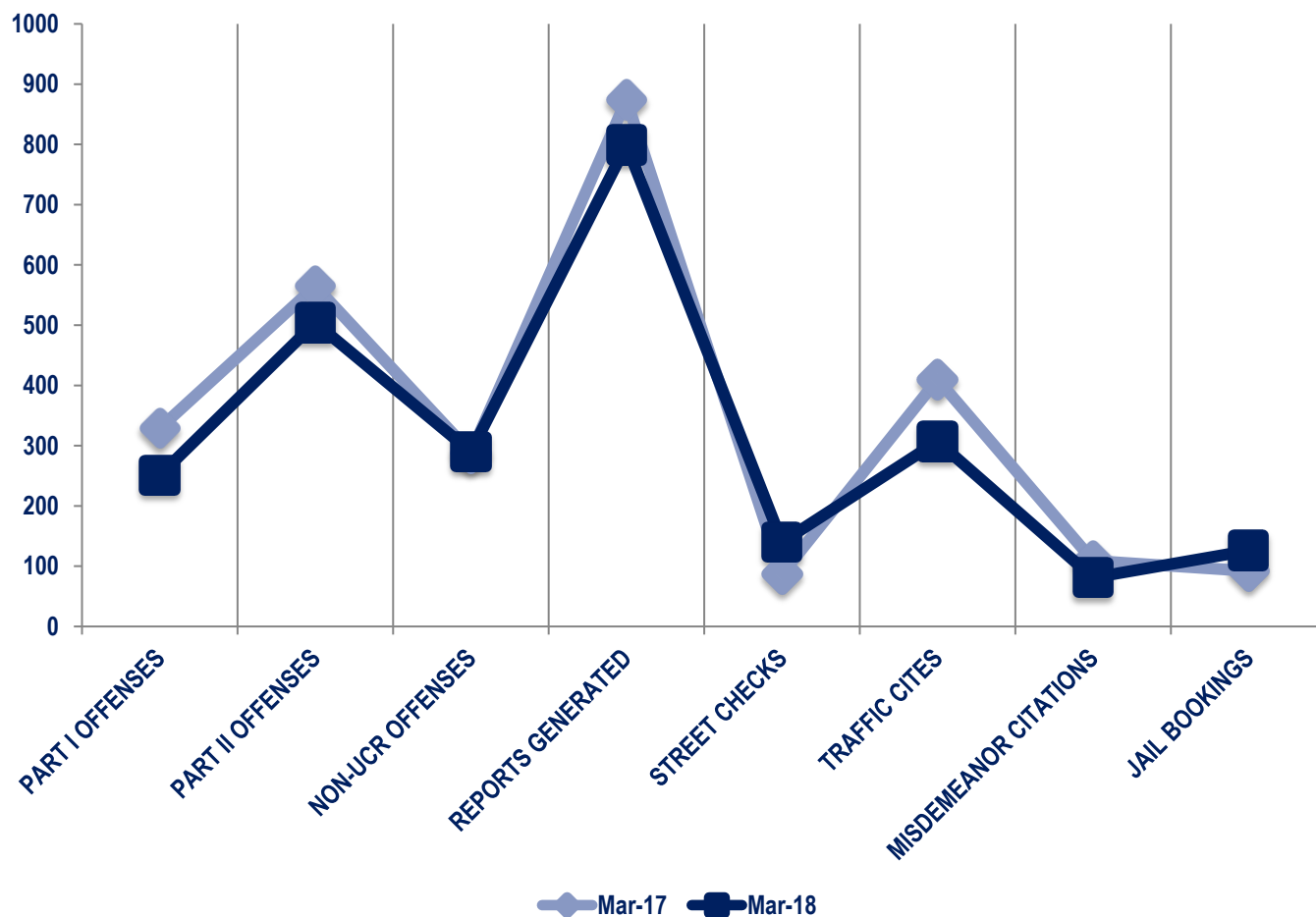


### Other Event Totals



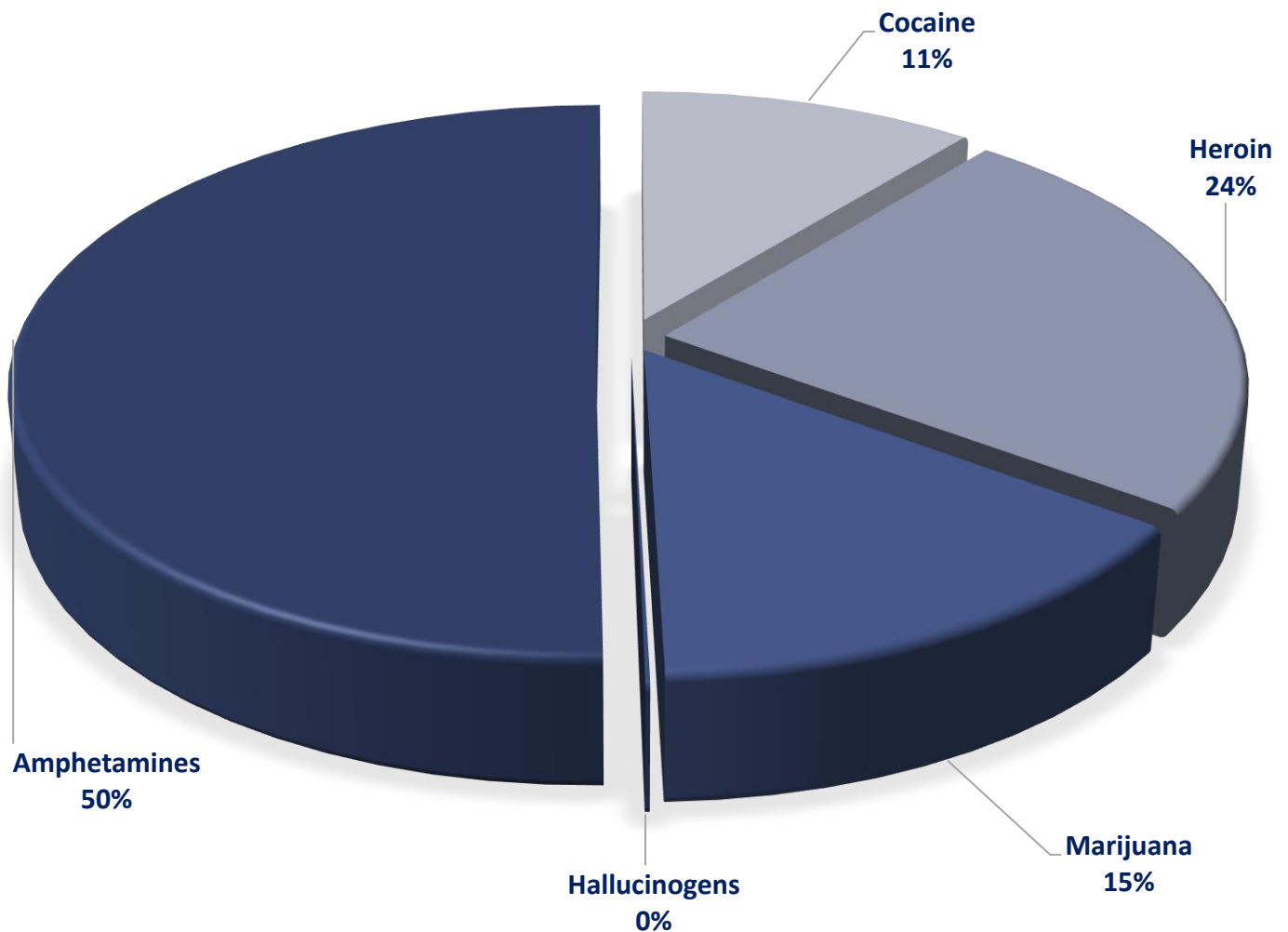
### Combined Offense/Event Trends

	MAR 17	MAR 18
<b>Part I Offenses</b>	329	251
<b>Part II Offenses</b>	565	504
<b>NonUCR Offenses</b>	288	290
<b>Reports Generated</b>	874	799
<b>Street Checks</b>	87	140
<b>Traffic Citations</b>	410	307
<b>Misdemeanor Citations</b>	109	81
<b>Jail Bookings</b>	92	126

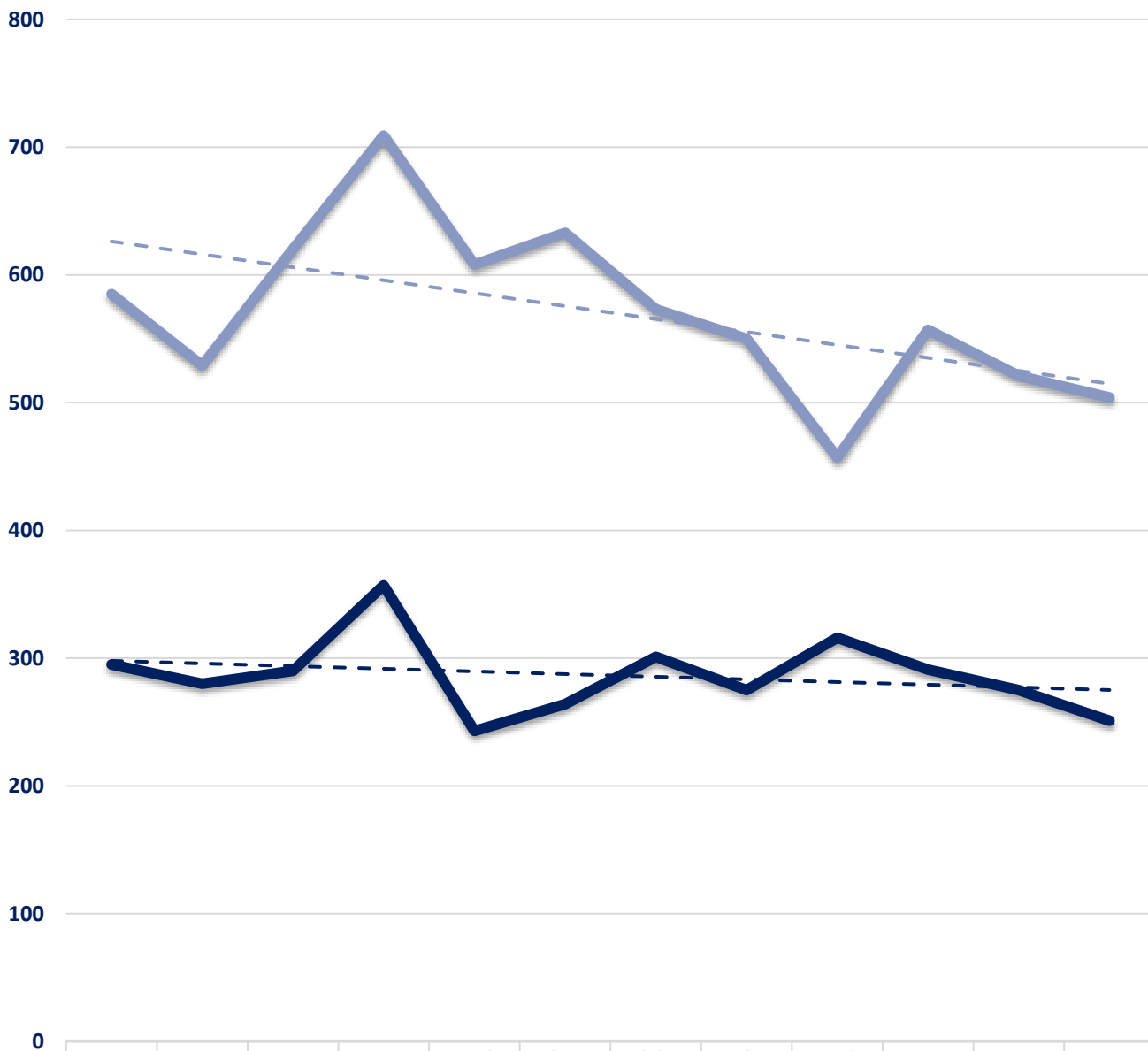


### Seized Drugs

TYPE	DOSES	STREET VALUE
Cocaine	218.0	\$ 2,180.00
Heroin	486.5	\$ 4,865.00
Marijuana	290.3	\$ 1,741.62
Hallucinogens	2.3	\$ 4.59
Amphetamines	1009.9	\$ 10,098.60
<b>TOTAL</b>	<b>2006.9</b>	<b>\$ 18,889.80</b>



### Part I & II Offenses - One Year



	APR 2017	MAY 2017	JUN 2017	JUL 2017	AUG 2017	SEP 2017	OCT 2017	NOV 2017	DEC 2017	JAN 2018	FEB 2018	MAR 2018
<b>PART I</b>	295	280	290	357	243	264	301	275	316	291	275	251
<b>PART II</b>	585	529	620	709	608	633	573	550	457	557	521	504

— **PART I**    
 — **PART II**    
 - - - Part I Linear Forecast    
 - - - Part II Linear Forecast





## CITY COUNCIL DISTRICT #5

### MONTHLY OFFENSE SUMMARY

**APRIL 2018**

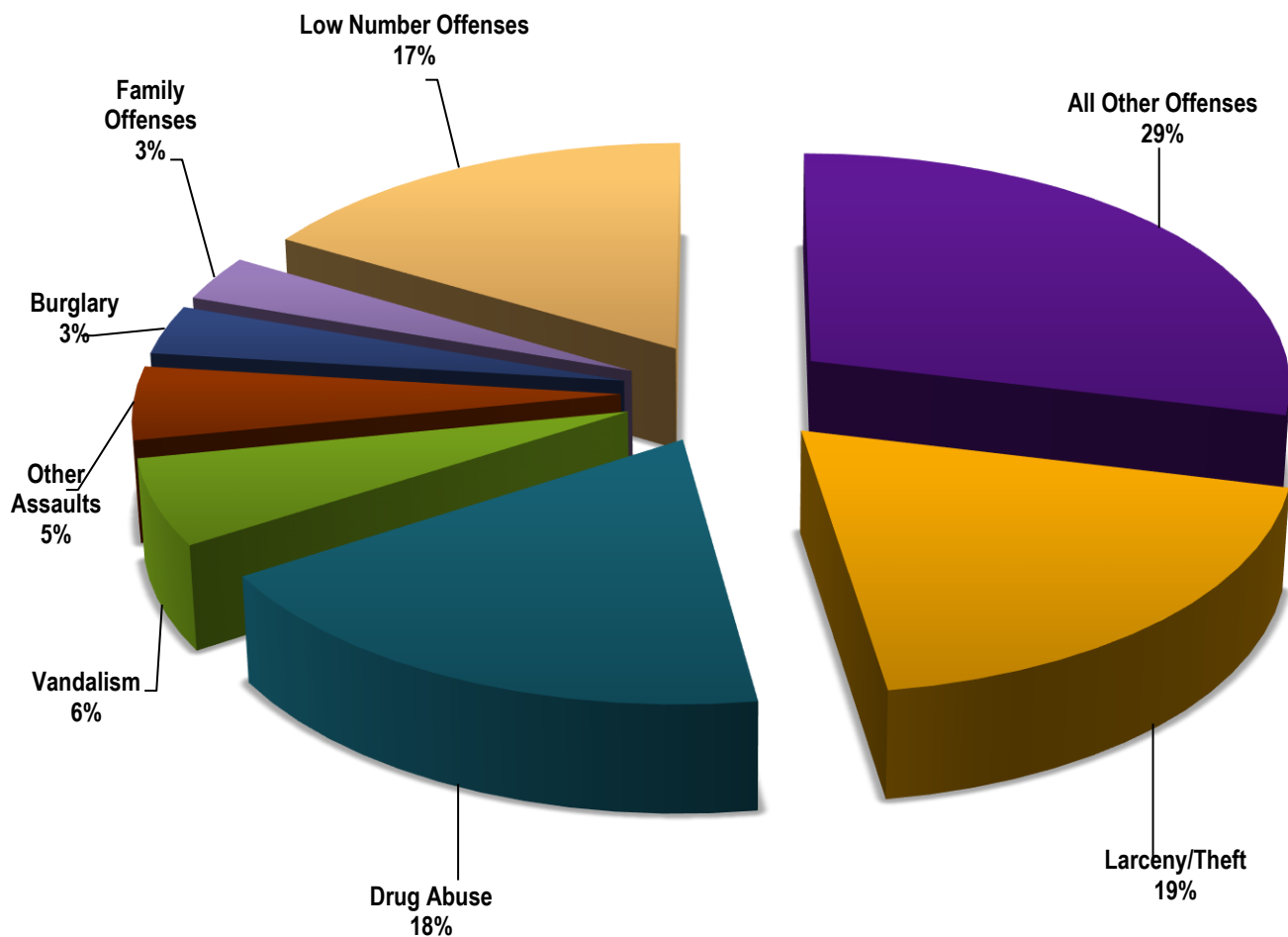
These figures represent preliminary counts of original Police Incident Reports and include all offenses within the above listed City Council District only. Full statistical analysis to determine the confidence level of this data has not been performed. The results contained herein are approximate in relation to the listed area and may not fully coincide with data shown in other areas of SLCPD's Crime Statistics page such as Calls for Service, Crimes Trending, and Crime Reports due to and reflective of departmental procedures that were in place at the time the event occurred and the date this data was compiled. Results displayed are not distinguished as attempted or completed crimes, do not include other calls for police service, and only represent police service where a report was made. Police Incident Reports are classified by primary offense categories as defined by the Uniform Crime Reporting (UCR) system. However, data is not subjected to any other standards set forth under UCR. Although every reasonable verification effort is made, the accuracy of any data is subject to the constraints of the report generation process as well as the manner, format, and point in time of any query.

<b>PART I OFFENSES:</b>	Chosen by the FBI as Part I Offenses because they are serious crimes that occur with regularity in all areas of the country and are likely to be reported to Police.
<b>PART II OFFENSES:</b>	All other crimes other than the eight Part I Offenses. The Uniform Crime Reporting Program gathers only arrest data for Part II Offenses, however, SLCPD results displayed in this document display all Part II Offenses, regardless of the presence of arrest data.
<b>ALL OTHER OFFENSES:</b>	Under the Part II Offense section, 'All Other Offenses' include Peeping Tom, Trespass, Kidnap/Abduction, Pornography, Extortion/Blackmail, Bribery, Warrants, Sexual Offenses, Obstruction, Public Peace, and Hit & Run.
<b>NON-UCR OFFENSES:</b>	Non-UCR Offenses include reports for all other offenses not classified as a Part I or Part II Offense. Results displayed separate some of these offenses such as Ambulance Calls, Deaths, Missing Persons, Suicides, Suspicious Activity, and Traffic Accidents.
<b>ALL OTHER NON-UCR:</b>	Under the Non-UCR category, 'All Other' include the remainder of offenses not classified as Part I or Part II and not separated from the Non-UCR Offenses. These include things such as Loud Parties, Barking Dogs, Mentally Ill Subjects, Citizen Assistance, etc.
<b>LOW NUMBER OFFENSES:</b>	On page two, in the interest of space and allowing for easier viewing, the category titled 'Low Number Offenses' include Part I and Part II Offenses from page one that have totals under the amount of 25.

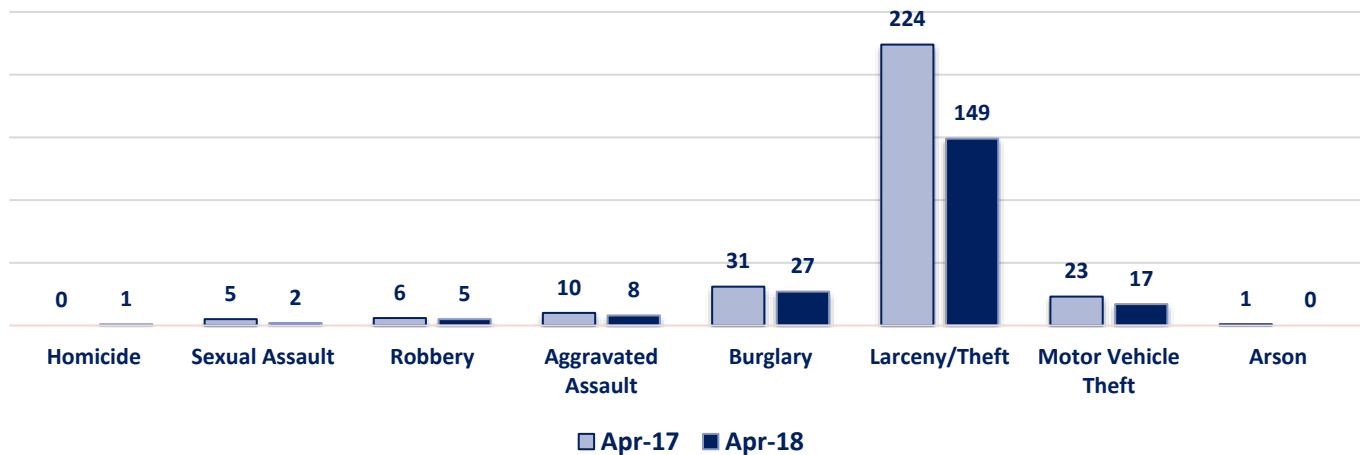
## Offenses

PART I OFFENSES	OFFENSE	APR 17	APR 18	OFFENSE	APR 17	APR 18
	Homicide	0	1	Other Assaults	68	40
	Sexual Assault	5	2	Forgery/Counterfeit	16	5
	Robbery	6	5	Fraud	30	21
	Aggravated Assault	10	8	Embezzlement	0	0
	Burglary	31	27	Stolen Property	10	5
	Larceny/Theft	224	149	Vandalism	53	47
	Motor Vehicle Theft	23	17	Weapons	9	7
	Arson	1	0	Prostitution	10	15
NON-UCR OFFENSES	<b>PART I TOTALS</b>	<b>300</b>	<b>209</b>	Sex Offenses	2	0
	Ambulance Calls	12	26	Drug Abuse	112	144
	Deaths	4	6	Gambling	0	0
	Missing Persons	5	3	Family Offenses	42	25
	Suicides	2	0	DUI	17	12
	Suspicious Activity	11	13	Liquor Laws	4	4
	Traffic Accidents	38	59	Drunkenness	24	19
	All Other	204	226	Disorderly Conduct	11	8
	<b>NON-UCR TOTALS</b>	<b>276</b>	<b>333</b>	All Other Offenses	188	227
TOTALS	<b>PART I OFFENSES</b>	300	209	Curfew/Loitering	1	0
	<b>PART II OFFENSES</b>	601	580	Runaway	4	1
	<b>NON-UCR OFFENSES</b>	276	333	<b>PART II TOTALS</b>	<b>601</b>	<b>580</b>
	<b>TOTAL</b>	<b>1177</b>	<b>1122</b>			

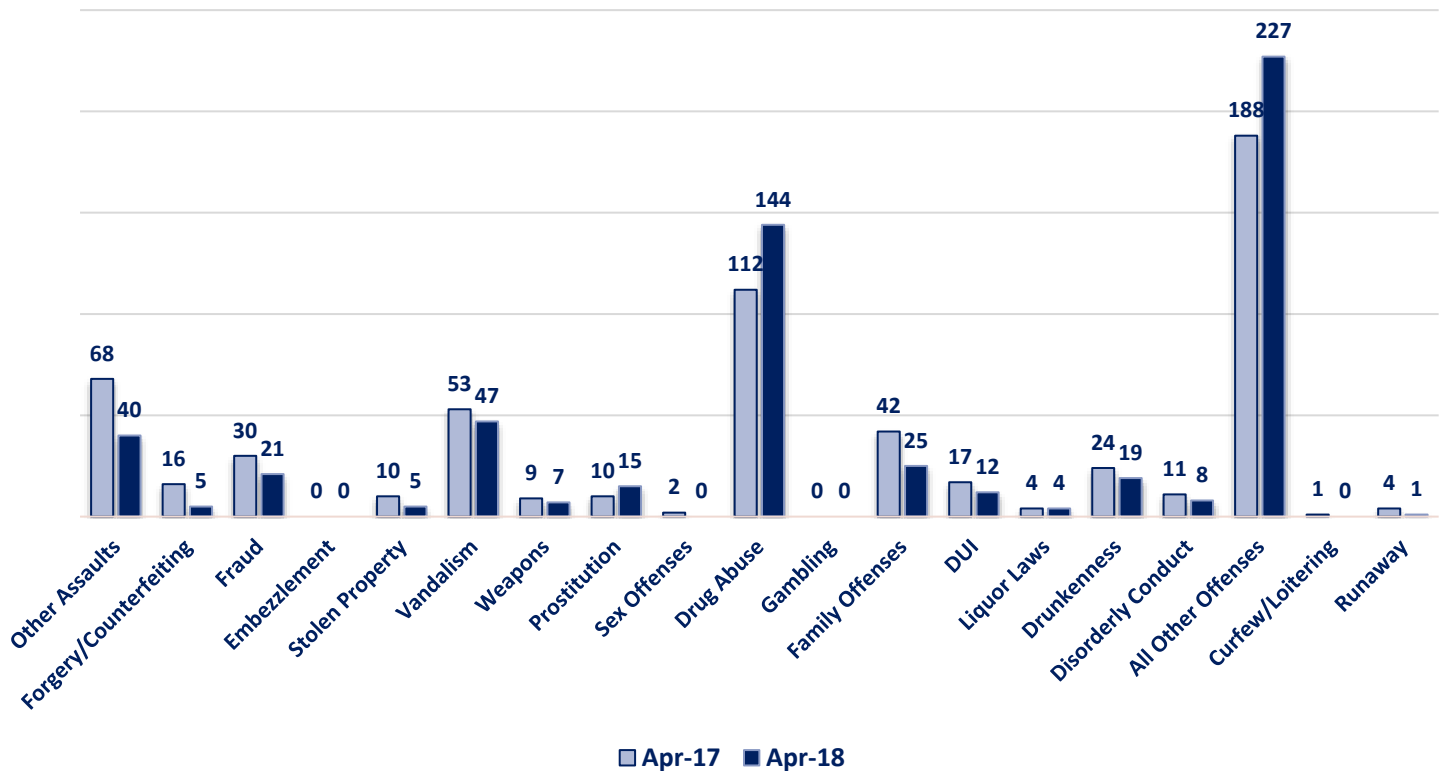
## APRIL 2018 - Part I & II Offense Percentages



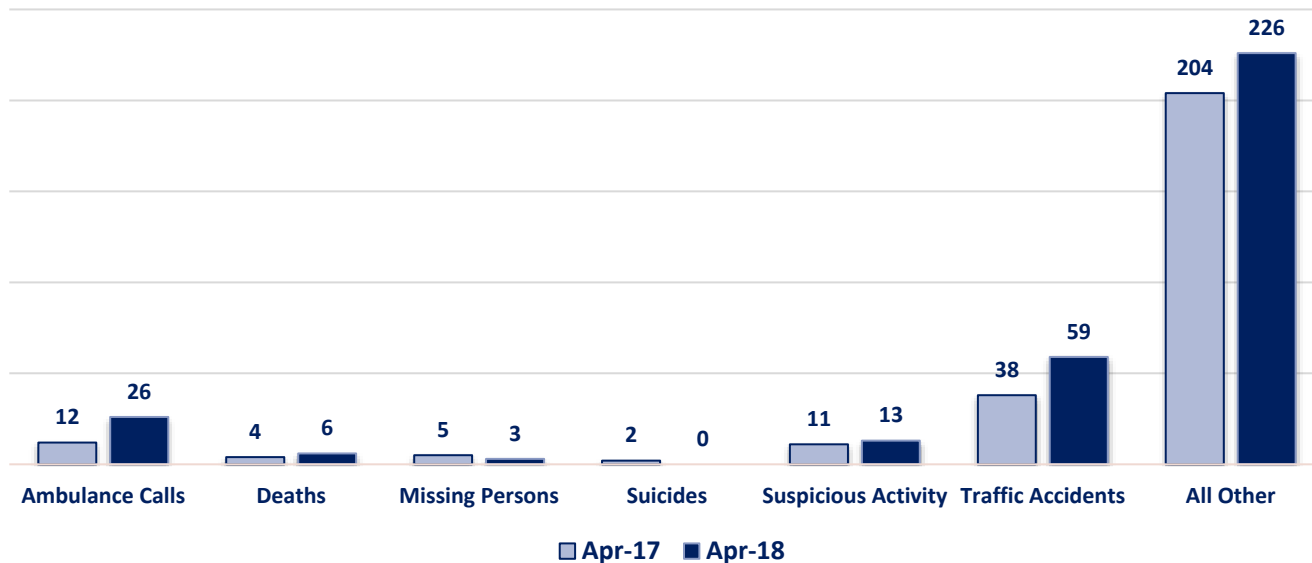
### Part I Offenses



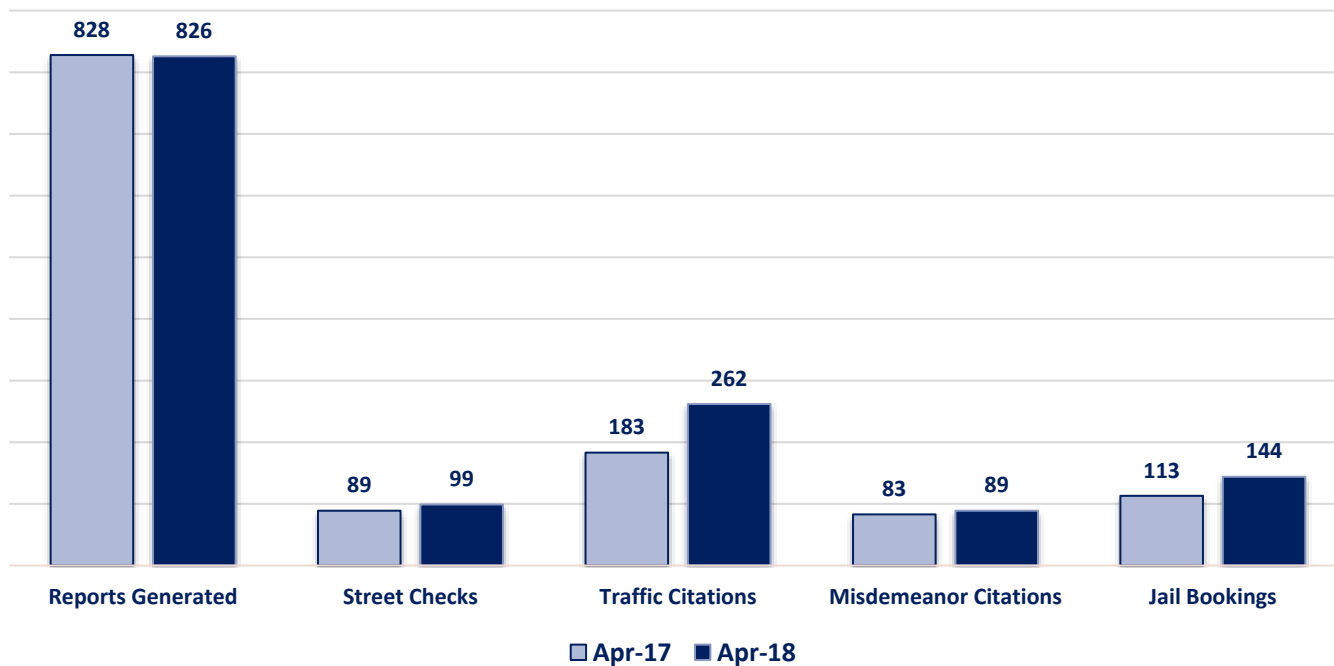
### Part II Offenses



### Non-UCR Offenses

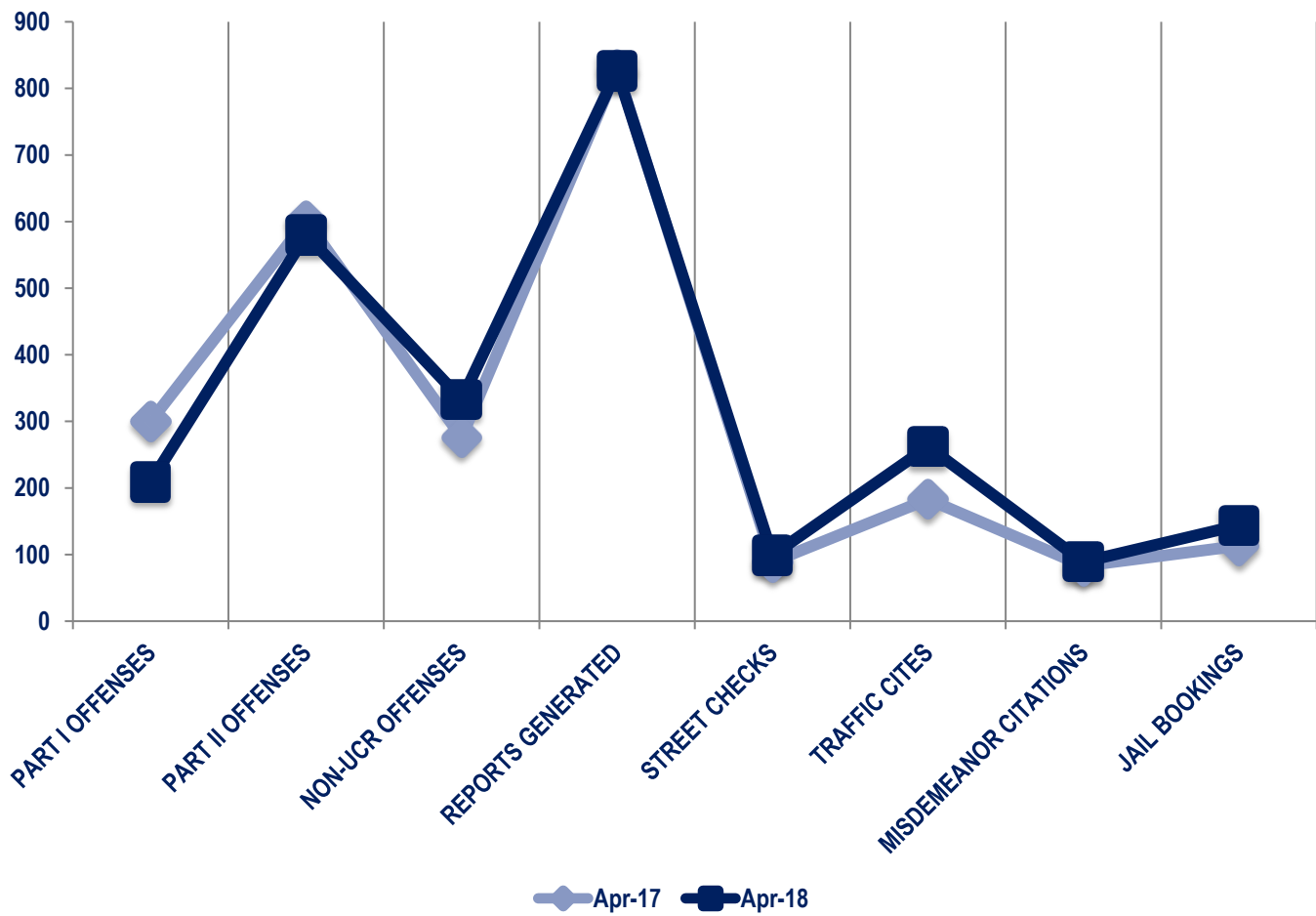


### Other Event Totals



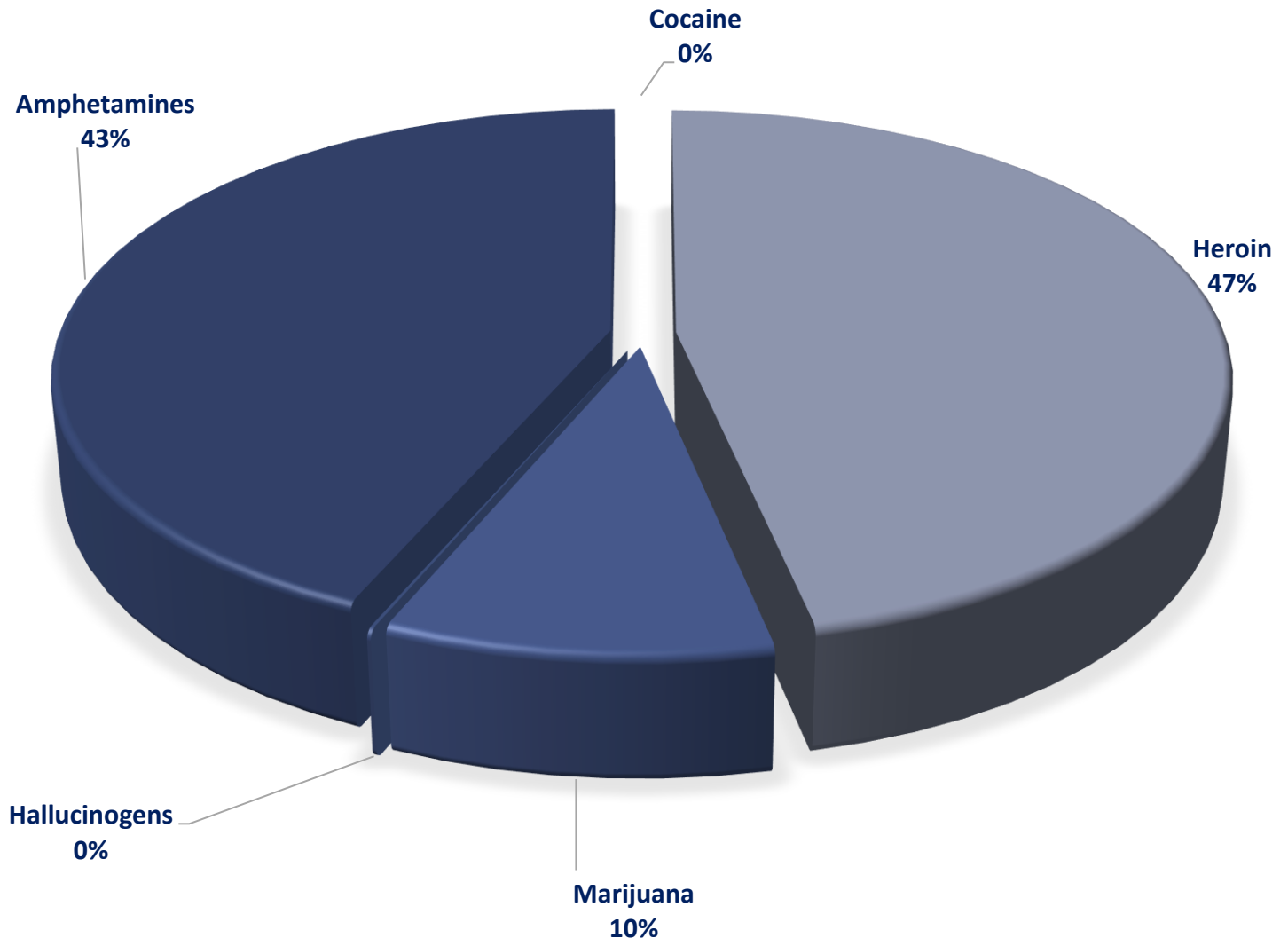
### Combined Offense/Event Trends

	APR 17	APR 18
<b>Part I Offenses</b>	300	209
<b>Part II Offenses</b>	601	580
<b>NonUCR Offenses</b>	276	333
<b>Reports Generated</b>	828	826
<b>Street Checks</b>	89	99
<b>Traffic Citations</b>	183	262
<b>Misdemeanor Citations</b>	83	89
<b>Jail Bookings</b>	113	144

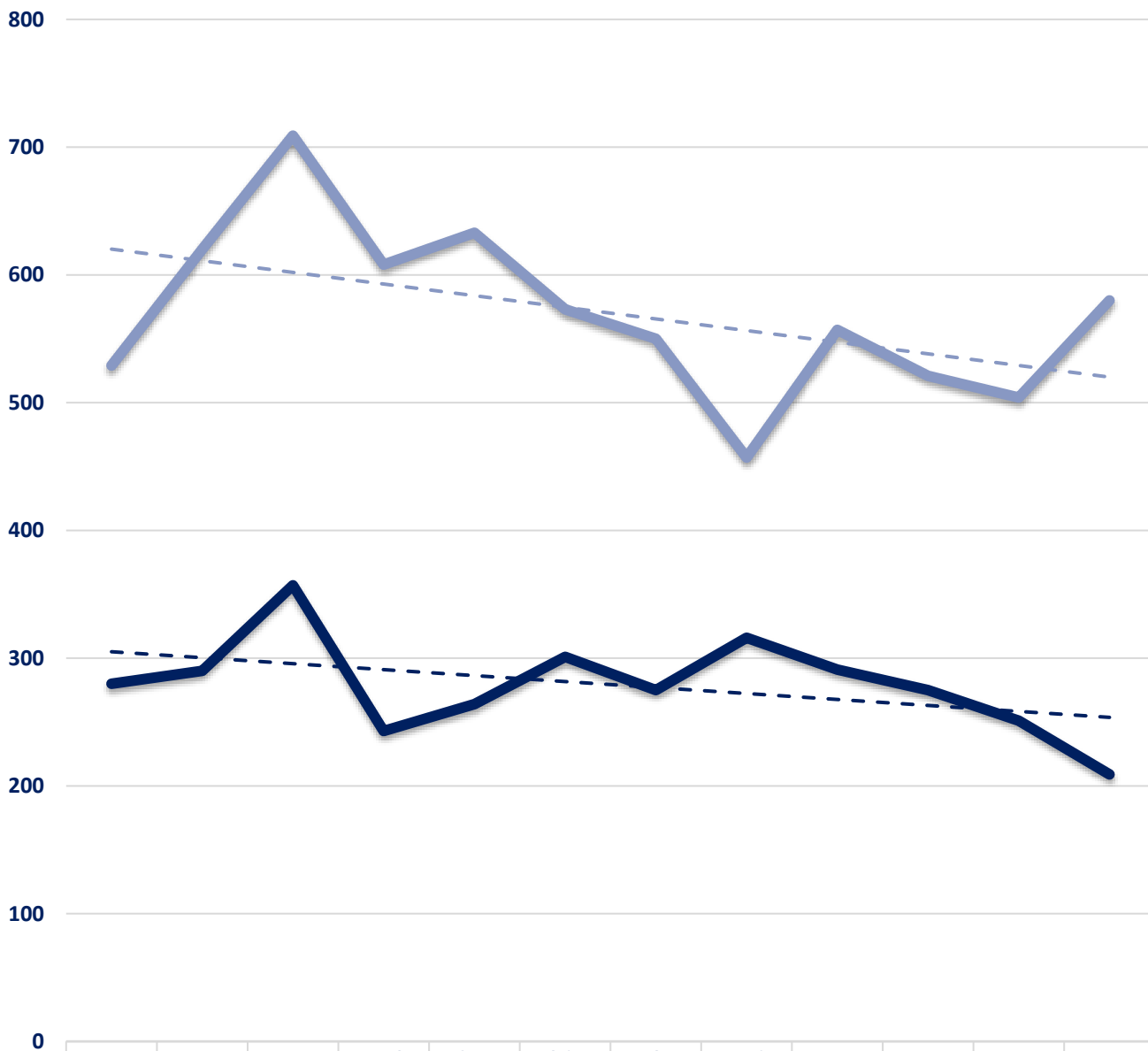


### Seized Drugs

TYPE	DOSES	STREET VALUE
Cocaine	0.0	\$ -
Heroin	2431.6	\$ 24,316.00
Marijuana	507.3	\$ 3,044.01
Hallucinogens	5.3	\$ 10.58
Amphetamines	2265.3	\$ 22,652.60
<b>TOTAL</b>	<b>5209.5</b>	<b>\$ 50,023.19</b>



### Part I & II Offenses - One Year



	MAY 2017	JUN 2017	JUL 2017	AUG 2017	SEP 2017	OCT 2017	NOV 2017	DEC 2017	JAN 2018	FEB 2018	MAR 2018	APR 2018
<b>PART I</b>	280	290	357	243	264	301	275	316	291	275	251	209
<b>PART II</b>	529	620	709	608	633	573	550	457	557	521	504	580

— **PART I**
— **PART II**
- - - Part I Linear Forecast
 - - - Part II Linear Forecast





## CITY COUNCIL DISTRICT #5

### MONTHLY OFFENSE SUMMARY

**MAY 2018**

These figures represent preliminary counts of original Police Incident Reports and include all offenses within the above listed City Council District only. Full statistical analysis to determine the confidence level of this data has not been performed. The results contained herein are approximate in relation to the listed area and may not fully coincide with data shown in other areas of SLCPD's Crime Statistics page such as Calls for Service, Crimes Trending, and Crime Reports due to and reflective of departmental procedures that were in place at the time the event occurred and the date this data was compiled. Results displayed are not distinguished as attempted or completed crimes, do not include other calls for police service, and only represent police service where a report was made. Police Incident Reports are classified by primary offense categories as defined by the Uniform Crime Reporting (UCR) system. However, data is not subjected to any other standards set forth under UCR. Although every reasonable verification effort is made, the accuracy of any data is subject to the constraints of the report generation process as well as the manner, format, and point in time of any query.

<b>PART I OFFENSES:</b>	Chosen by the FBI as Part I Offenses because they are serious crimes that occur with regularity in all areas of the country and are likely to be reported to Police.
<b>PART II OFFENSES:</b>	All other crimes other than the eight Part I Offenses. The Uniform Crime Reporting Program gathers only arrest data for Part II Offenses, however, SLCPD results displayed in this document display all Part II Offenses, regardless of the presence of arrest data.
<b>ALL OTHER OFFENSES:</b>	Under the Part II Offense section, 'All Other Offenses' include Peeping Tom, Trespass, Kidnap/Abduction, Pornography, Extortion/Blackmail, Bribery, Warrants, Sexual Offenses, Obstruction, Public Peace, and Hit & Run.
<b>NON-UCR OFFENSES:</b>	Non-UCR Offenses include reports for all other offenses not classified as a Part I or Part II Offense. Results displayed separate some of these offenses such as Ambulance Calls, Deaths, Missing Persons, Suicides, Suspicious Activity, and Traffic Accidents.
<b>ALL OTHER NON-UCR:</b>	Under the Non-UCR category, 'All Other' include the remainder of offenses not classified as Part I or Part II and not separated from the Non-UCR Offenses. These include things such as Loud Parties, Barking Dogs, Mentally Ill Subjects, Citizen Assistance, etc.
<b>LOW NUMBER OFFENSES:</b>	On page two, in the interest of space and allowing for easier viewing, the category titled 'Low Number Offenses' include Part I and Part II Offenses from page one that have totals under the amount of 20.

## Offenses

### PART I OFFENSES

OFFENSE	MAY 17	MAY 18
Homicide	0	0
Sexual Assault	6	4
Robbery	9	4
Aggravated Assault	10	9
Burglary	23	16
Larceny/Theft	218	152
Motor Vehicle Theft	19	16
Arson	0	0
<b>PART I TOTALS</b>	<b>285</b>	<b>201</b>

### NON-UCR OFFENSES

Ambulance Calls	24	22
Deaths	2	6
Missing Persons	6	10
Suicides	0	1
Suspicious Activity	27	16
Traffic Accidents	69	72
All Other	216	227
<b>NON-UCR TOTALS</b>	<b>344</b>	<b>354</b>

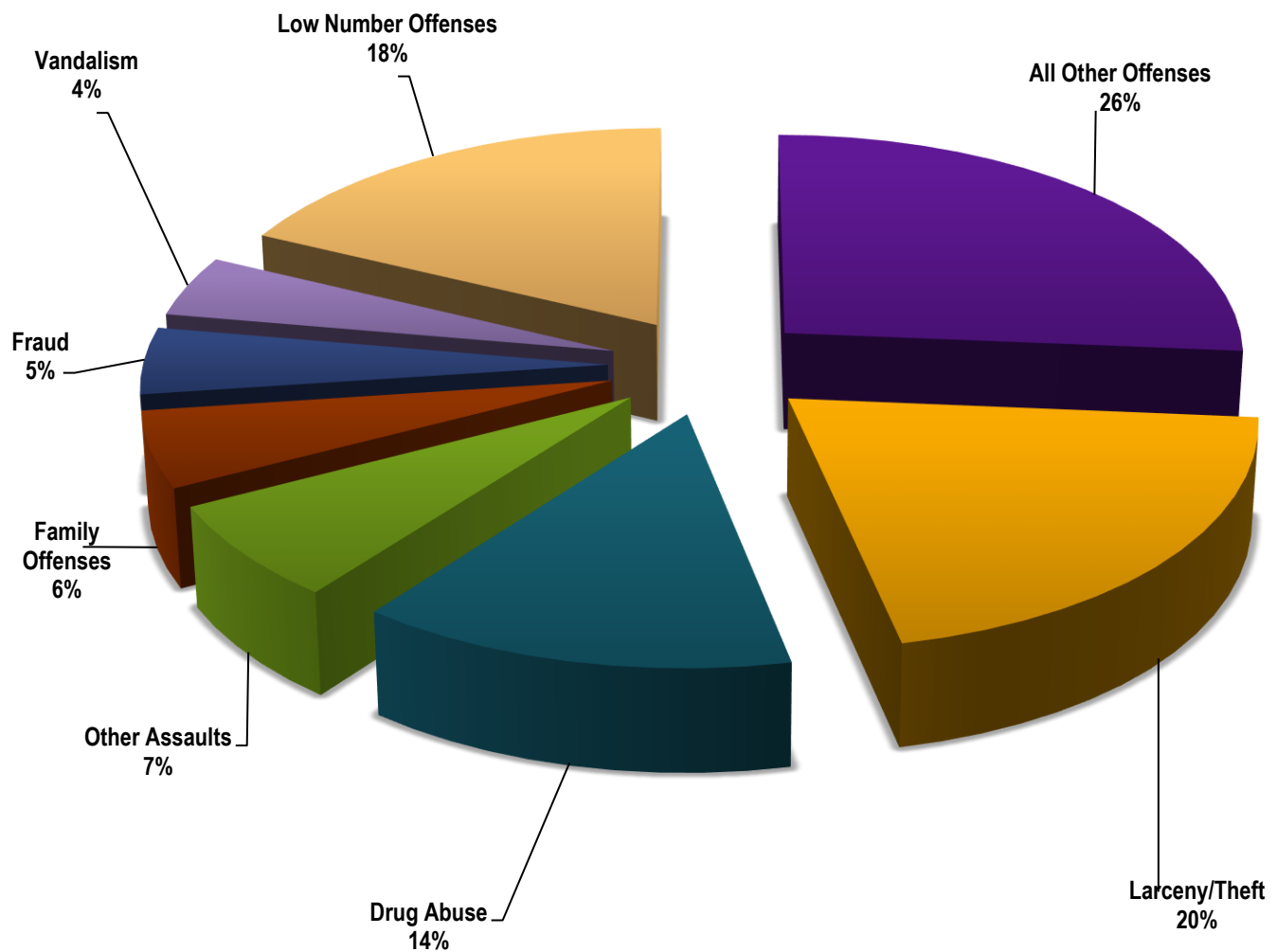
### TOTALS

<b>PART I OFFENSES</b>	<b>285</b>	<b>201</b>
<b>PART II OFFENSES</b>	<b>548</b>	<b>544</b>
<b>NON-UCR OFFENSES</b>	<b>344</b>	<b>354</b>
<b>TOTAL</b>	<b>1177</b>	<b>1099</b>

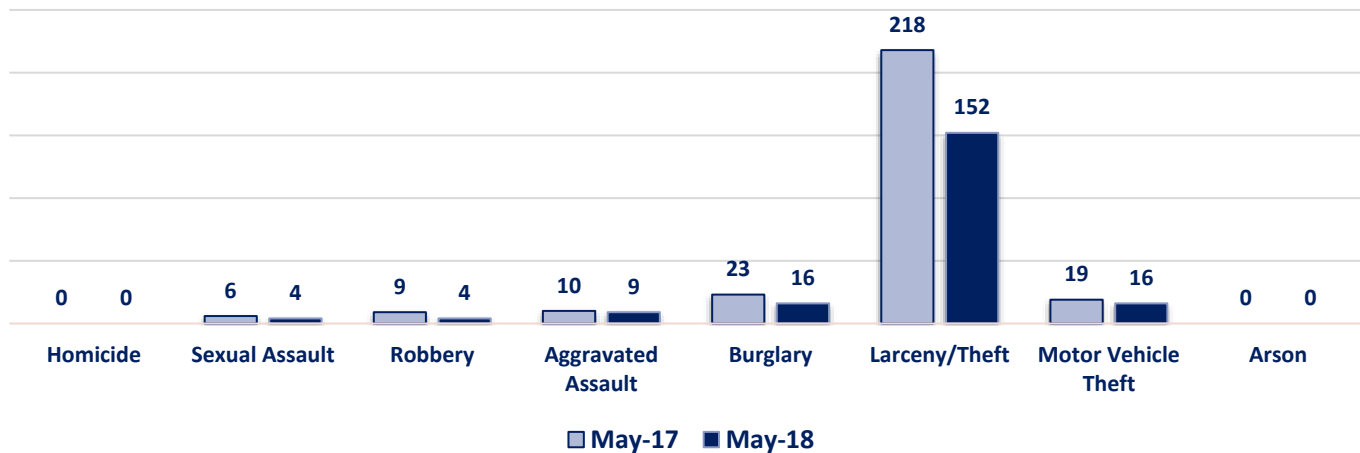
### PART II OFFENSES

OFFENSE	MAY 17	MAY 18
Other Assaults	48	52
Forgery/Counterfeit	1	7
Fraud	30	36
Embezzlement	1	0
Stolen Property	7	5
Vandalism	40	33
Weapons	7	3
Prostitution	20	18
Sex Offenses	1	6
Drug Abuse	117	102
Gambling	0	0
Family Offenses	32	41
DUI	13	13
Liquor Laws	8	3
Drunkenness	20	15
Disorderly Conduct	9	12
All Other Offenses	186	196
Curfew/Loitering	0	0
Runaway	8	2
<b>PART II TOTALS</b>	<b>548</b>	<b>544</b>

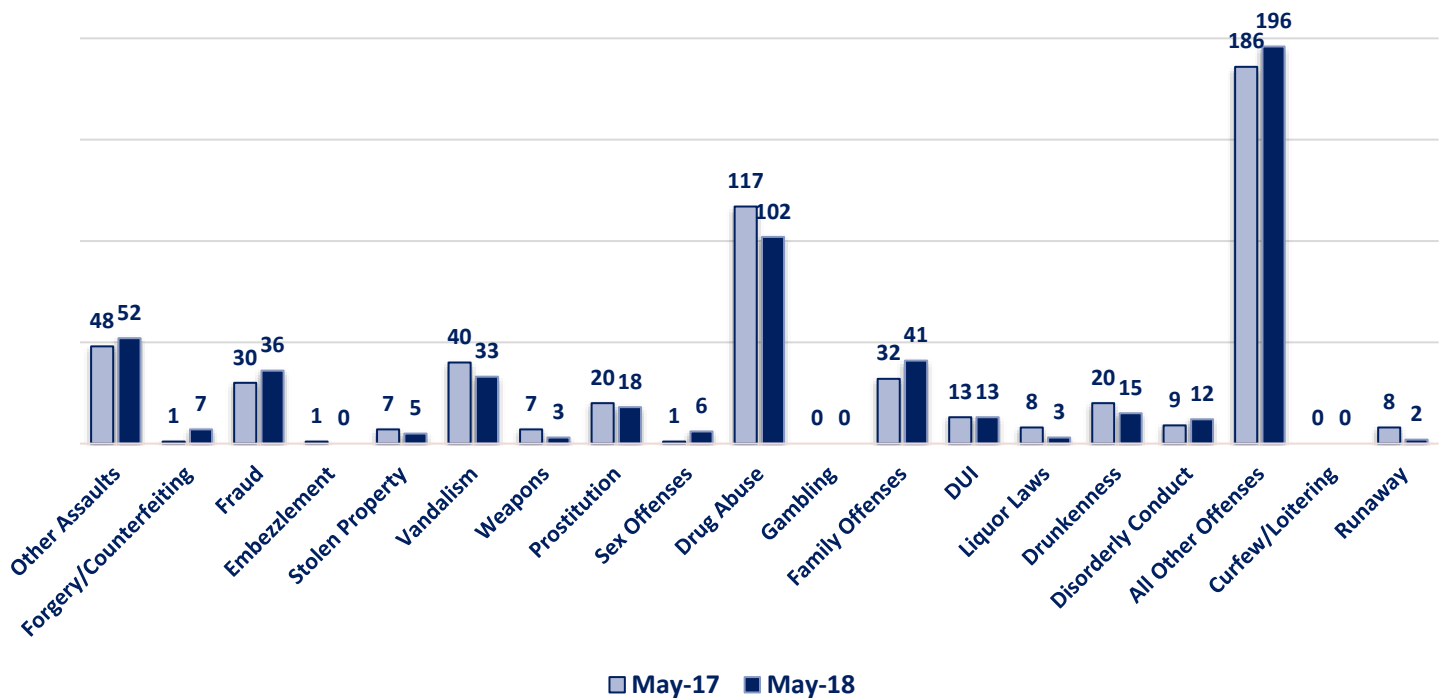
## May 2018 - Part I & II Offense Percentages



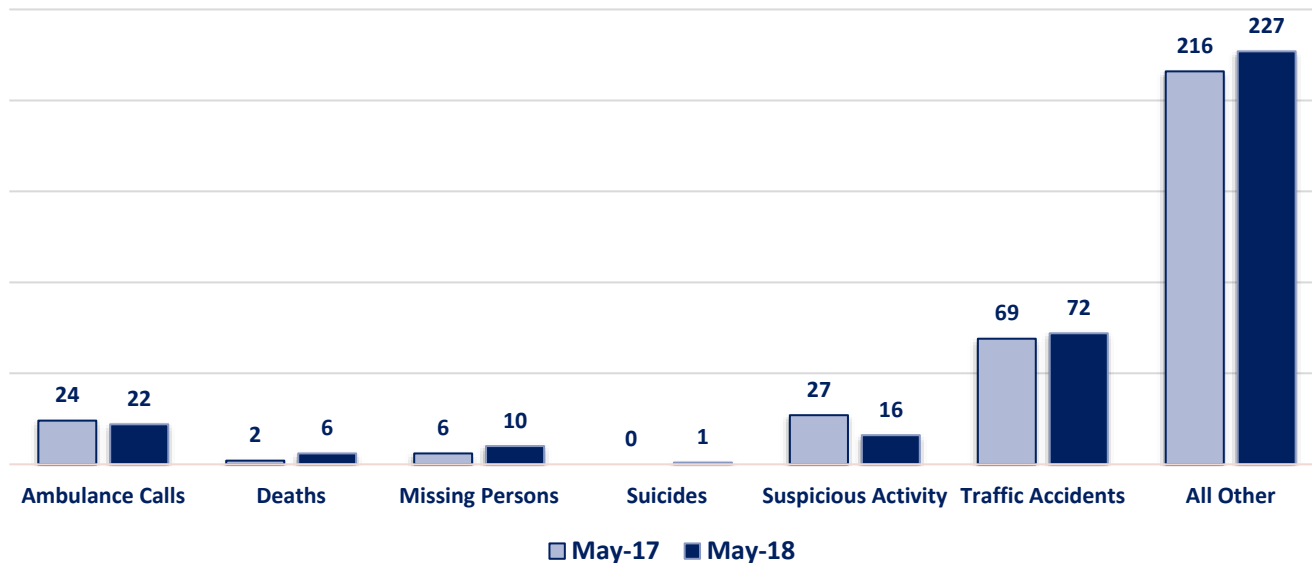
### Part I Offenses



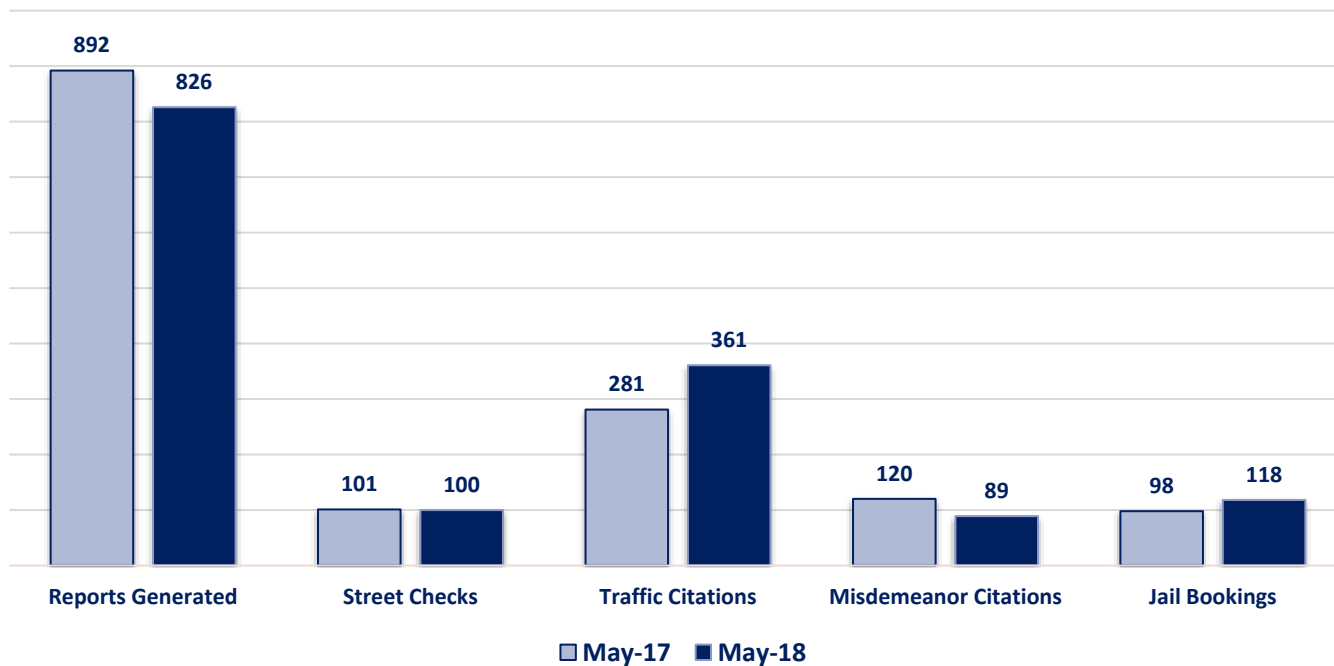
### Part II Offenses



### Non-UCR Offenses

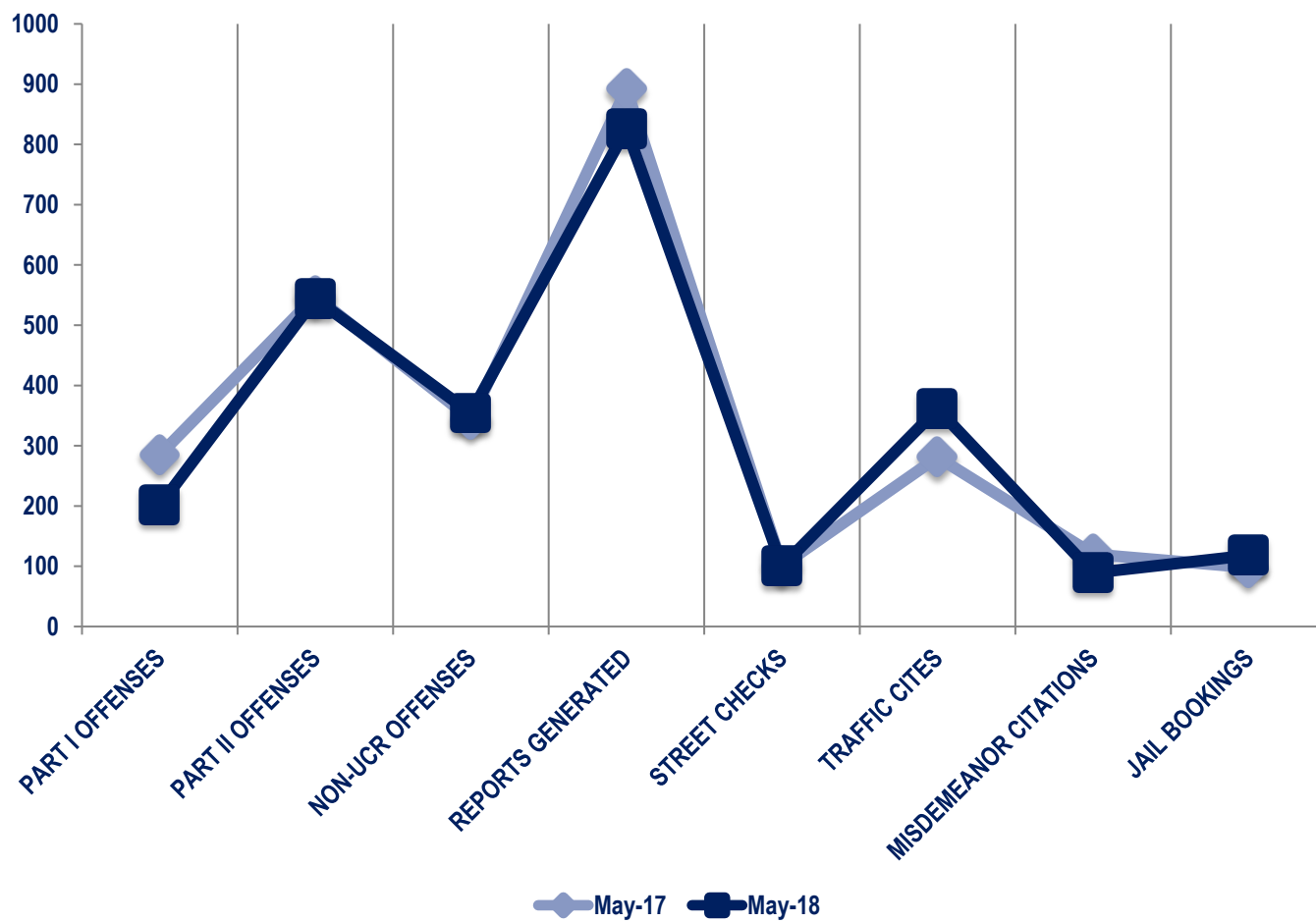


### Other Event Totals



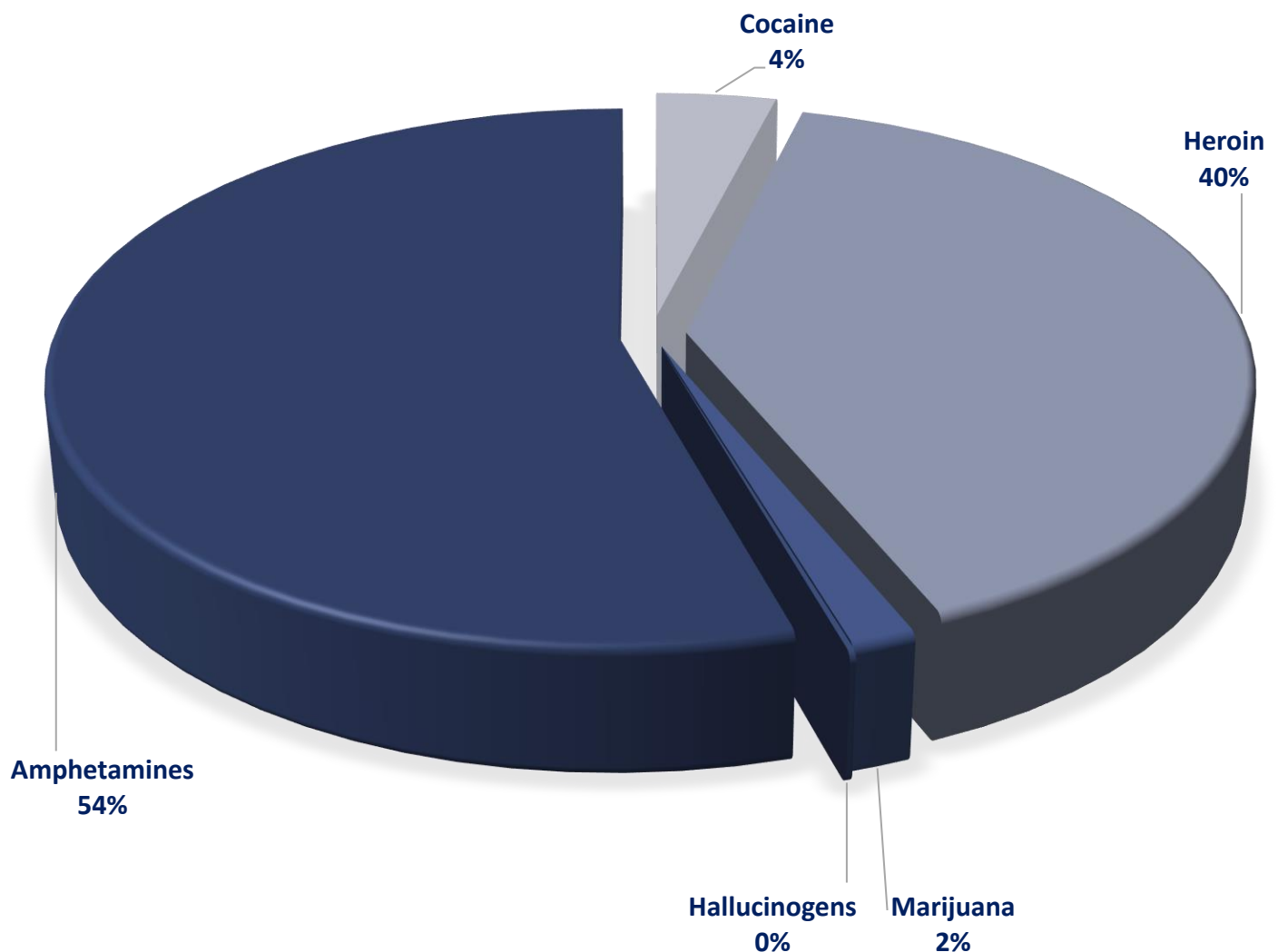
### Combined Offense/Event Trends

	MAY 2017	MAY 2018
<b>Part I Offenses</b>	285	201
<b>Part II Offenses</b>	548	544
<b>NonUCR Offenses</b>	344	354
<b>Reports Generated</b>	892	826
<b>Street Checks</b>	101	100
<b>Traffic Citations</b>	281	361
<b>Misdemeanor Citations</b>	120	89
<b>Jail Bookings</b>	98	118

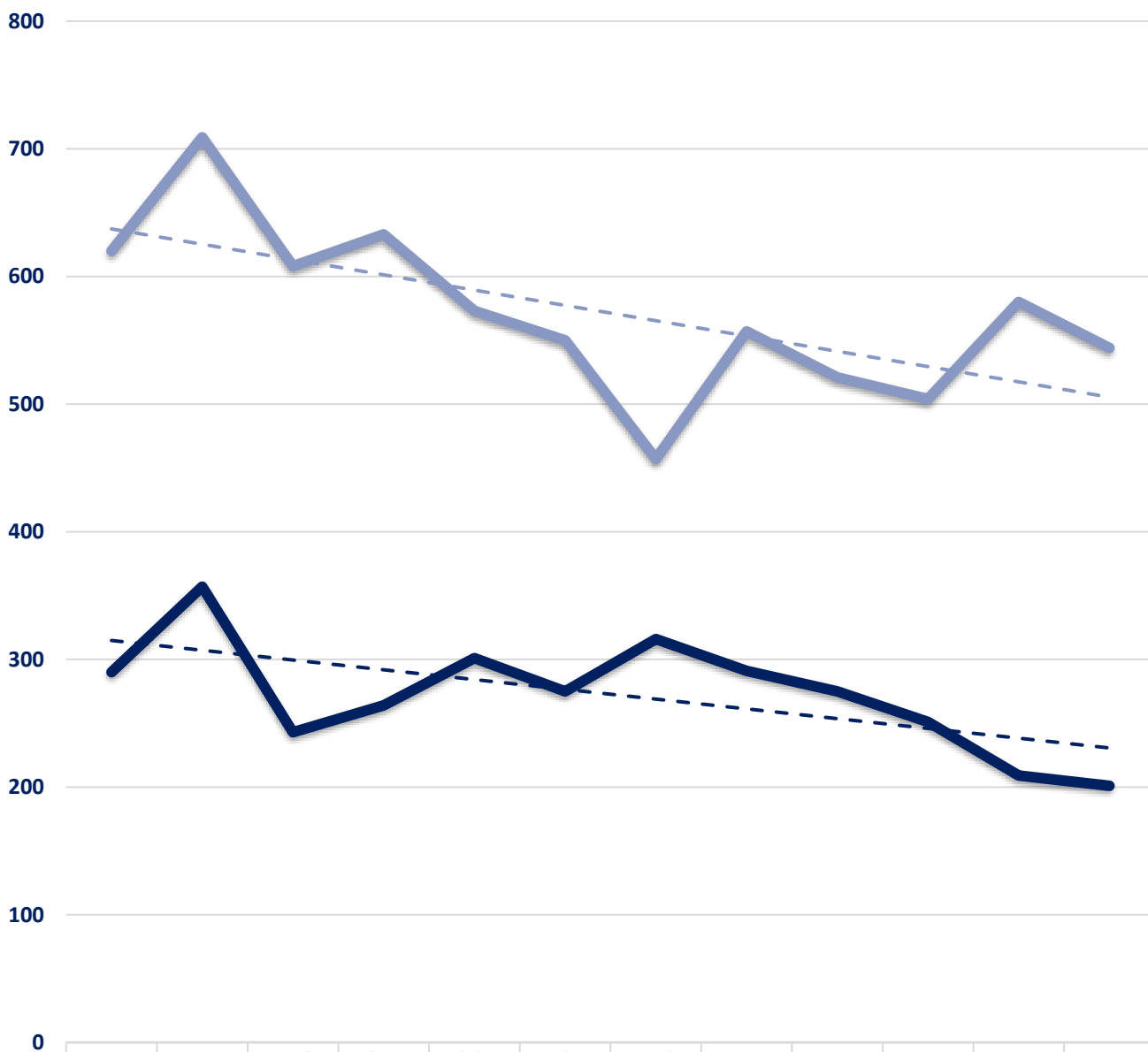


### Seized Drugs

TYPE	DOSES	STREET VALUE
Cocaine	200.0	\$ 2,000.00
Heroin	2003.5	\$ 20,035.00
Marijuana	81.0	\$ 485.96
Hallucinogens	7.9	\$ 15.87
Amphetamines	2741.7	\$ 27,417.38
<b>TOTAL</b>	<b>5034.2</b>	<b>\$ 49,954.22</b>



### Part I & II Offenses - One Year



	JUN 2017	JUL 2017	AUG 2017	SEP 2017	OCT 2017	NOV 2017	DEC 2017	JAN 2018	FEB 2018	MAR 2018	APR 2018	MAY 2018
PART I	290	357	243	264	301	275	316	291	275	251	209	201
PART II	620	709	608	633	573	550	457	557	521	504	580	544

— PART I   
 — PART II   
 - - - Part I Linear Forecast   
 - - - Part II Linear Forecast





## CITY COUNCIL DISTRICT #5

### MONTHLY OFFENSE SUMMARY

**JUNE 2018**

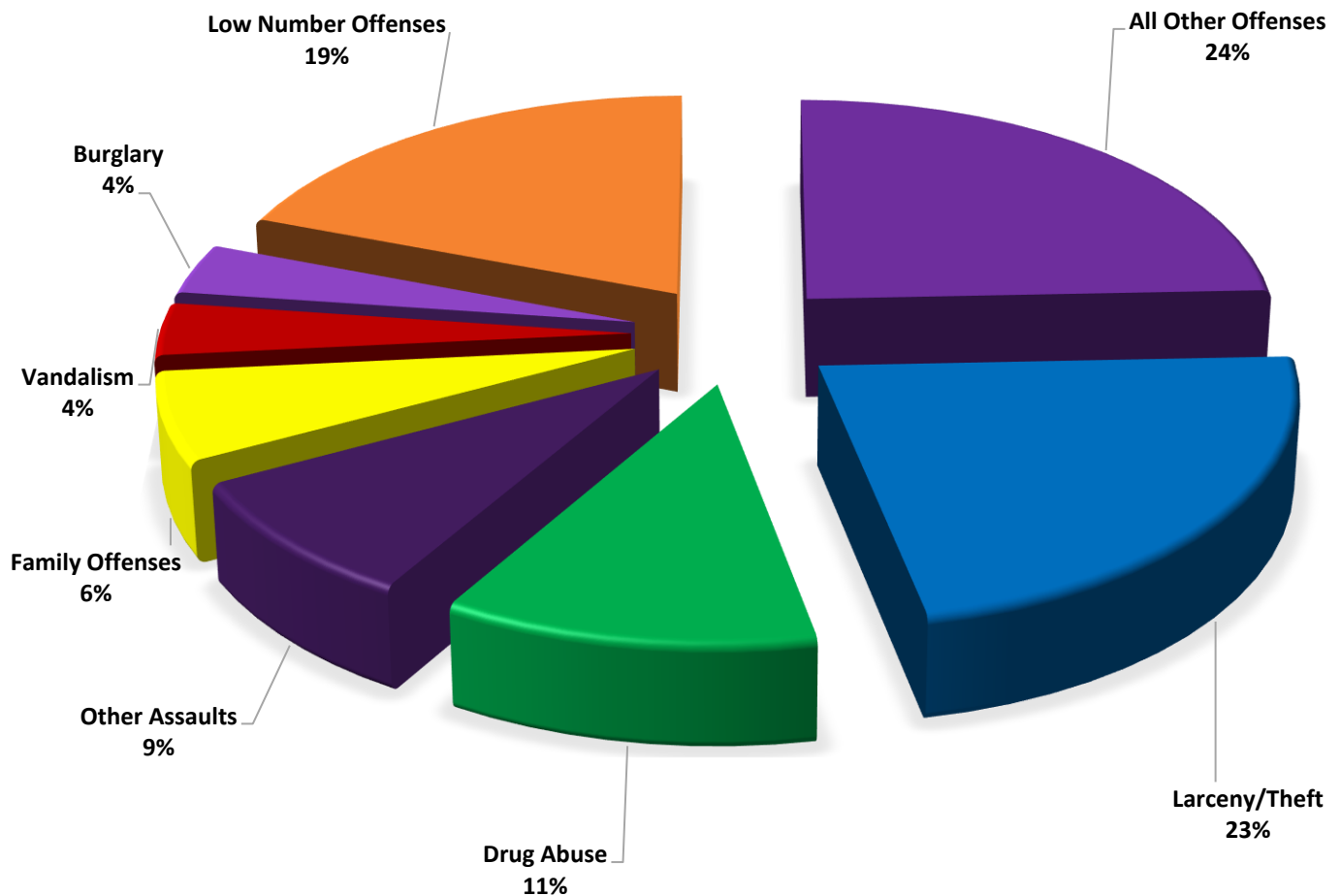
These figures represent preliminary counts of original Police Incident Reports and include all offenses within the above listed City Council District only. Full statistical analysis to determine the confidence level of this data has not been performed. The results contained herein are approximate in relation to the listed area and may not fully coincide with data shown in other areas of SLCPD's Crime Statistics page such as Calls for Service, Crimes Trending, and Crime Reports due to and reflective of departmental procedures that were in place at the time the event occurred and the date this data was compiled. Results displayed are not distinguished as attempted or completed crimes, do not include other calls for police service, and only represent police service where a report was made. Police Incident Reports are classified by primary offense categories as defined by the Uniform Crime Reporting (UCR) system, however for this report all offenses are included, and each incident may have more than one offense listed on it. In cases where there is more than one offense listed, all offenses are counted individually. Although every reasonable verification effort is made, the accuracy of any data is subject to the constraints of the report generation process as well as the manner, format, and point in time of any query.

<b>PART I OFFENSES:</b>	Chosen by the FBI as Part I Offenses because they are serious crimes that occur with regularity in all areas of the country and are likely to be reported to Police.
<b>PART II OFFENSES:</b>	All other crimes other than the eight Part I Offenses. The Uniform Crime Reporting Program gathers only arrest data for Part II Offenses, however, SLCPD results displayed in this document display all Part II Offenses, regardless of the presence of arrest data.
<b>ALL OTHER OFFENSES:</b>	Under the Part II Offense section, 'All Other Offenses' include Peeping Tom, Trespass, Kidnap/Abduction, Pornography, Extortion/Blackmail, Bribery, Warrants, Sexual Offenses, Obstruction, Public Peace, and Hit & Run.
<b>NON-UCR OFFENSES:</b>	Non-UCR Offenses include reports for all other offenses not classified as a Part I or Part II Offense. Results displayed separate some of these offenses such as Ambulance Calls, Deaths, Missing Persons, Suicides, Suspicious Activity, and Traffic Accidents.
<b>ALL OTHER NON-UCR:</b>	Under the Non-UCR category, 'All Other' include the remainder of offenses not classified as Part I or Part II and not separated from the Non-UCR Offenses. These include things such as Loud Parties, Barking Dogs, Mentally Ill Subjects, Citizen Assistance, etc.
<b>LOW NUMBER OFFENSES:</b>	On page two, in the interest of space and allowing for easier viewing, the category titled 'Low Number Offenses' include Part I and Part II Offenses from page one that have totals under the amount of 27.

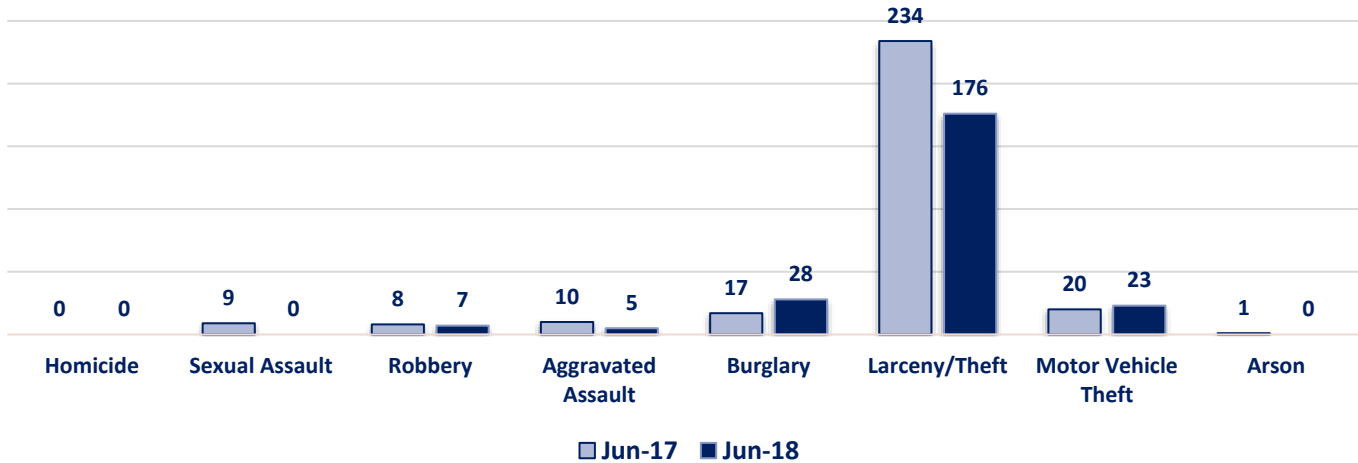
## Offenses

PART I OFFENSES	OFFENSE	JUN 17	JUN 18	OFFENSE	JUN 17	JUN 18	PART II OFFENSES
	Homicide	0	0	Other Assaults	76	68	
	Sexual Assault	9	0	Forgery/Counterfeit	8	2	
	Robbery	8	7	Fraud	44	27	
	Aggravated Assault	10	5	Embezzlement	0	0	
	Burglary	17	28	Stolen Property	6	5	
	Larceny/Theft	234	176	Vandalism	38	29	
	Motor Vehicle Theft	20	23	Weapons	9	2	
	Arson	1	0	Prostitution	8	12	
NON-UCR OFFENSES	<b>PART I TOTALS</b>	<b>299</b>	<b>239</b>	Sex Offenses	1	3	PART II OFFENSES
	Ambulance Calls	21	25	Drug Abuse	127	90	
	Deaths	8	6	Gambling	0	0	
	Missing Persons	8	5	Family Offenses	49	49	
	Suicides	0	1	DUI	17	10	
	Suspicious Activity	15	13	Liquor Laws	7	8	
	Traffic Accidents	64	72	Drunkenness	26	25	
	All Other	199	215	Disorderly Conduct	11	15	
	<b>NON-UCR TOTALS</b>	<b>315</b>	<b>337</b>	All Other Offenses	210	190	
TOTALS	<b>PART I OFFENSES</b>	<b>299</b>	<b>239</b>	Curfew/Loitering	1	0	PART II OFFENSES
	<b>PART II OFFENSES</b>	<b>641</b>	<b>541</b>	Runaway	3	6	
	<b>NON-UCR OFFENSES</b>	<b>315</b>	<b>337</b>	<b>PART II TOTALS</b>	<b>641</b>	<b>541</b>	
	<b>TOTAL</b>	<b>1255</b>	<b>1117</b>				

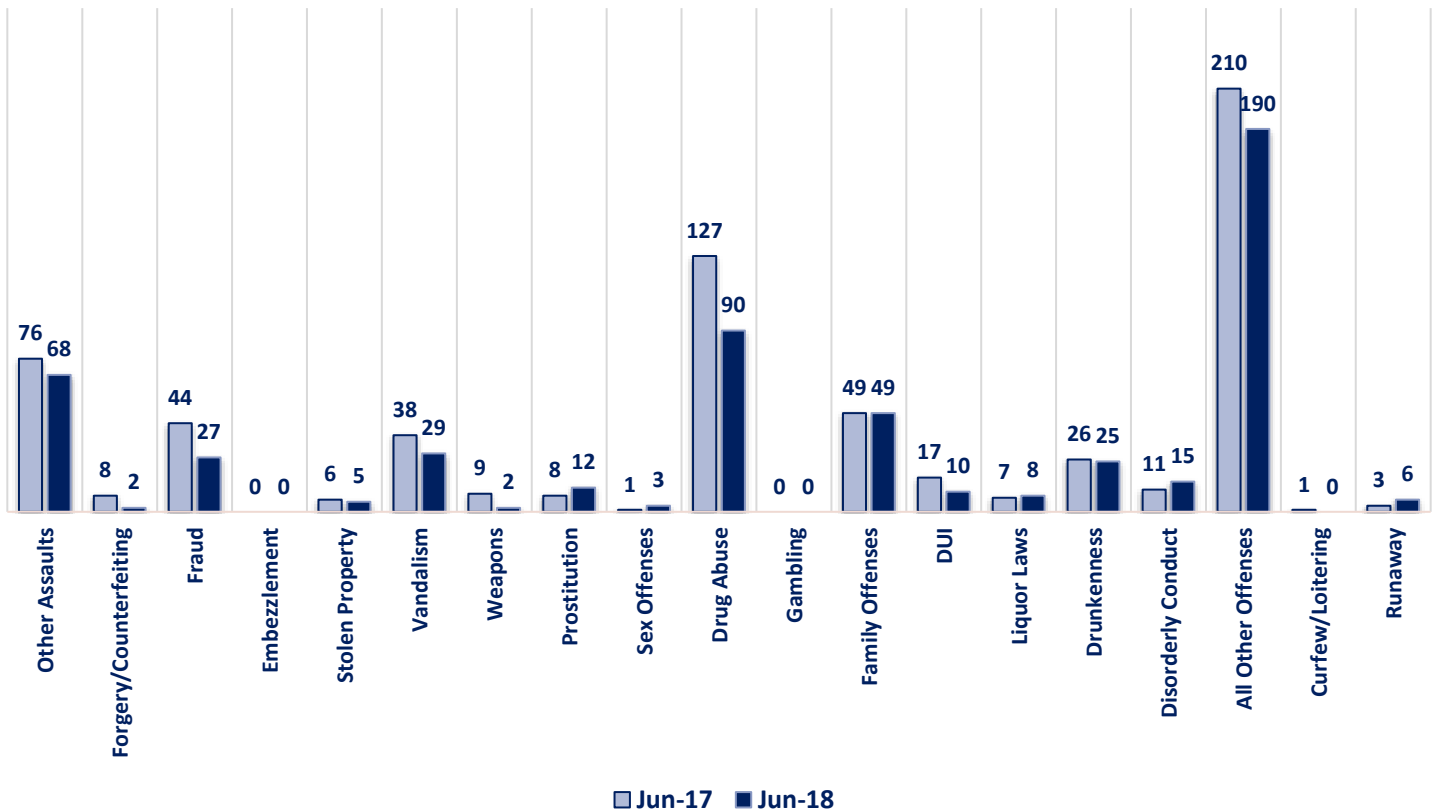
### JUNE 2018 - PART I & II OFFENSE PERCENTAGES



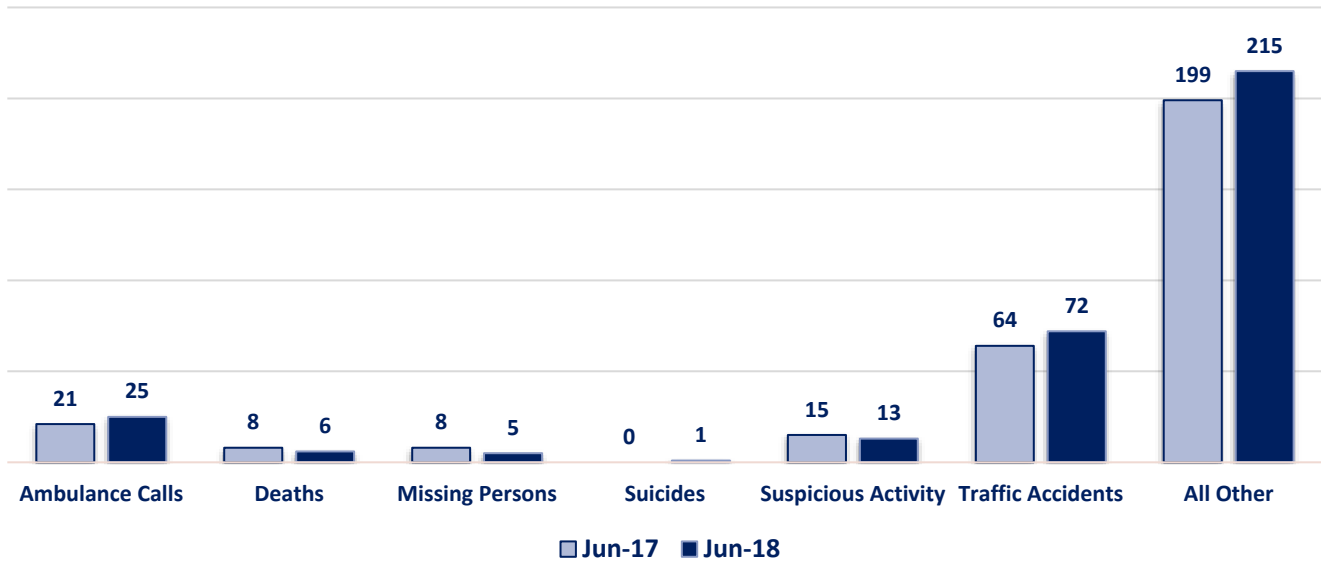
### Part I Offenses



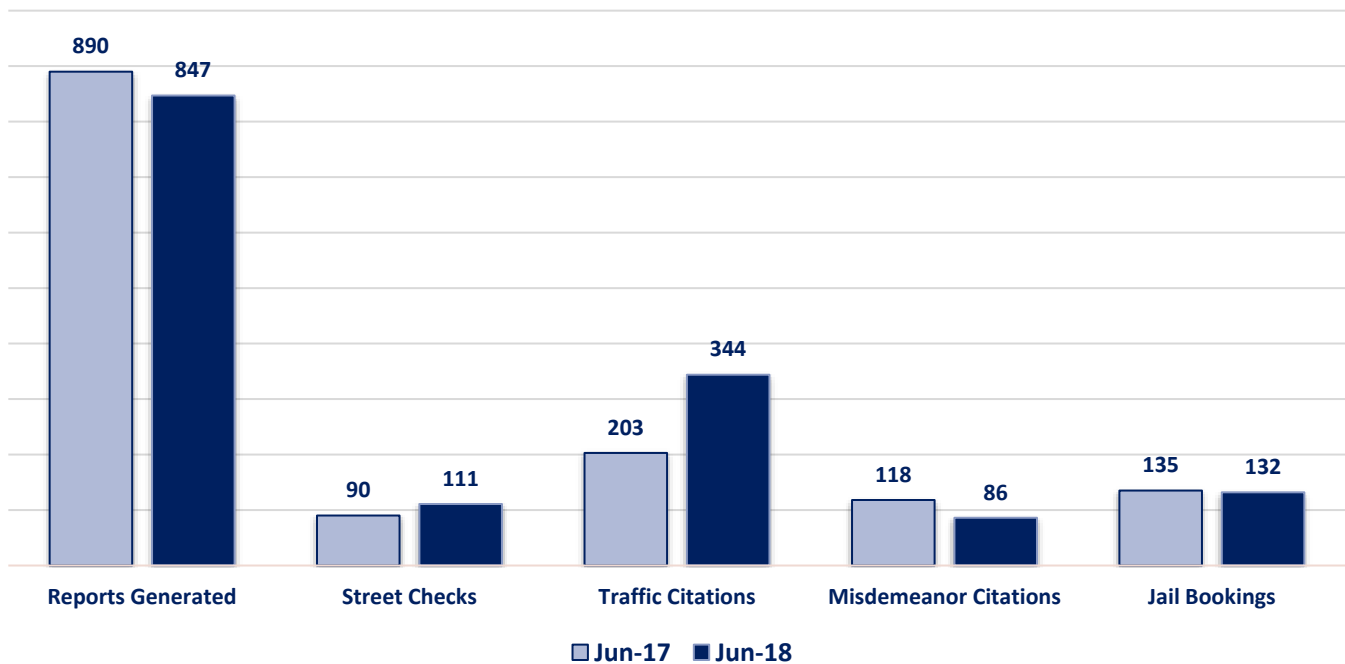
### Part II Offenses



### Non-UCR Offenses

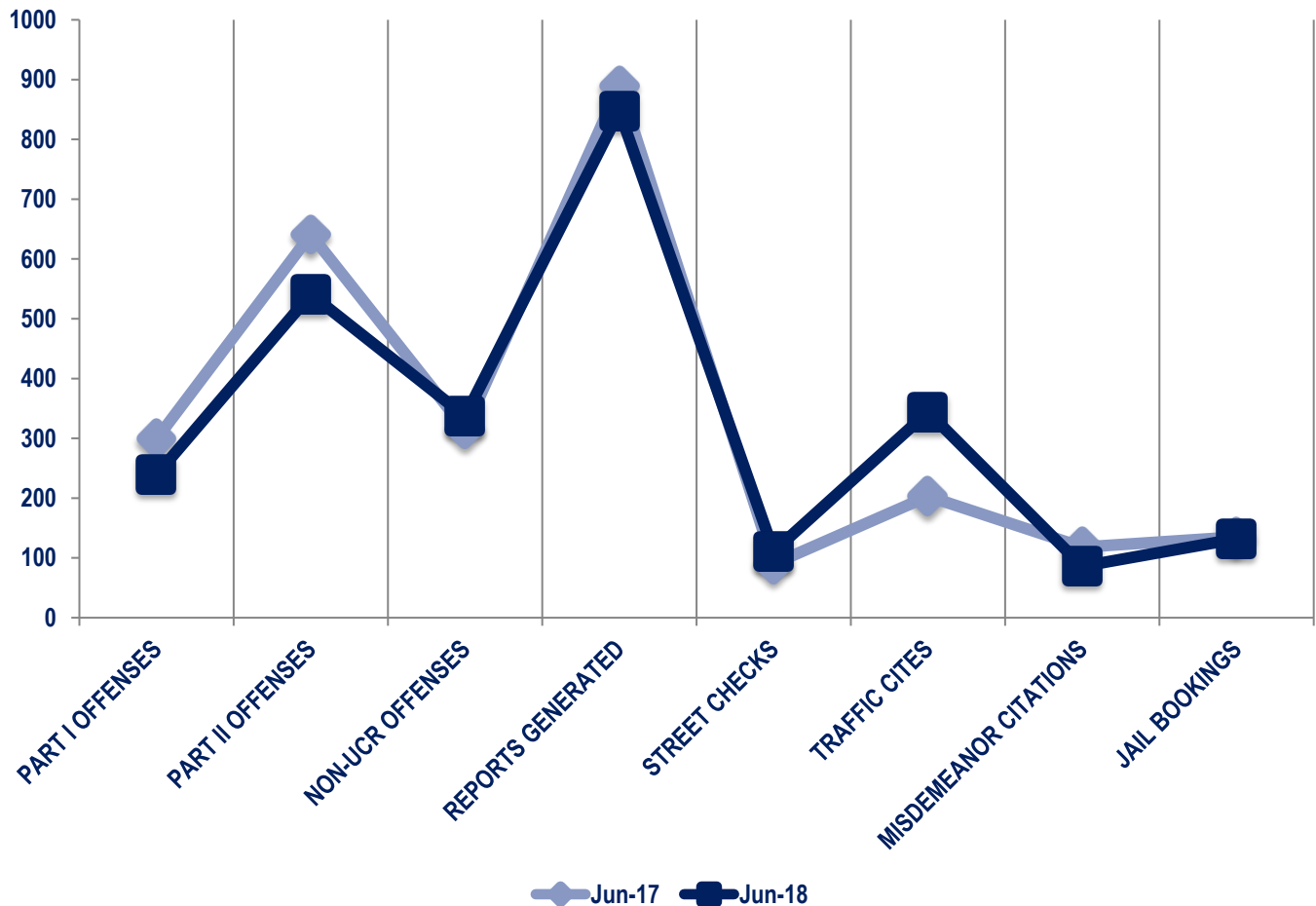


### Other Event Totals



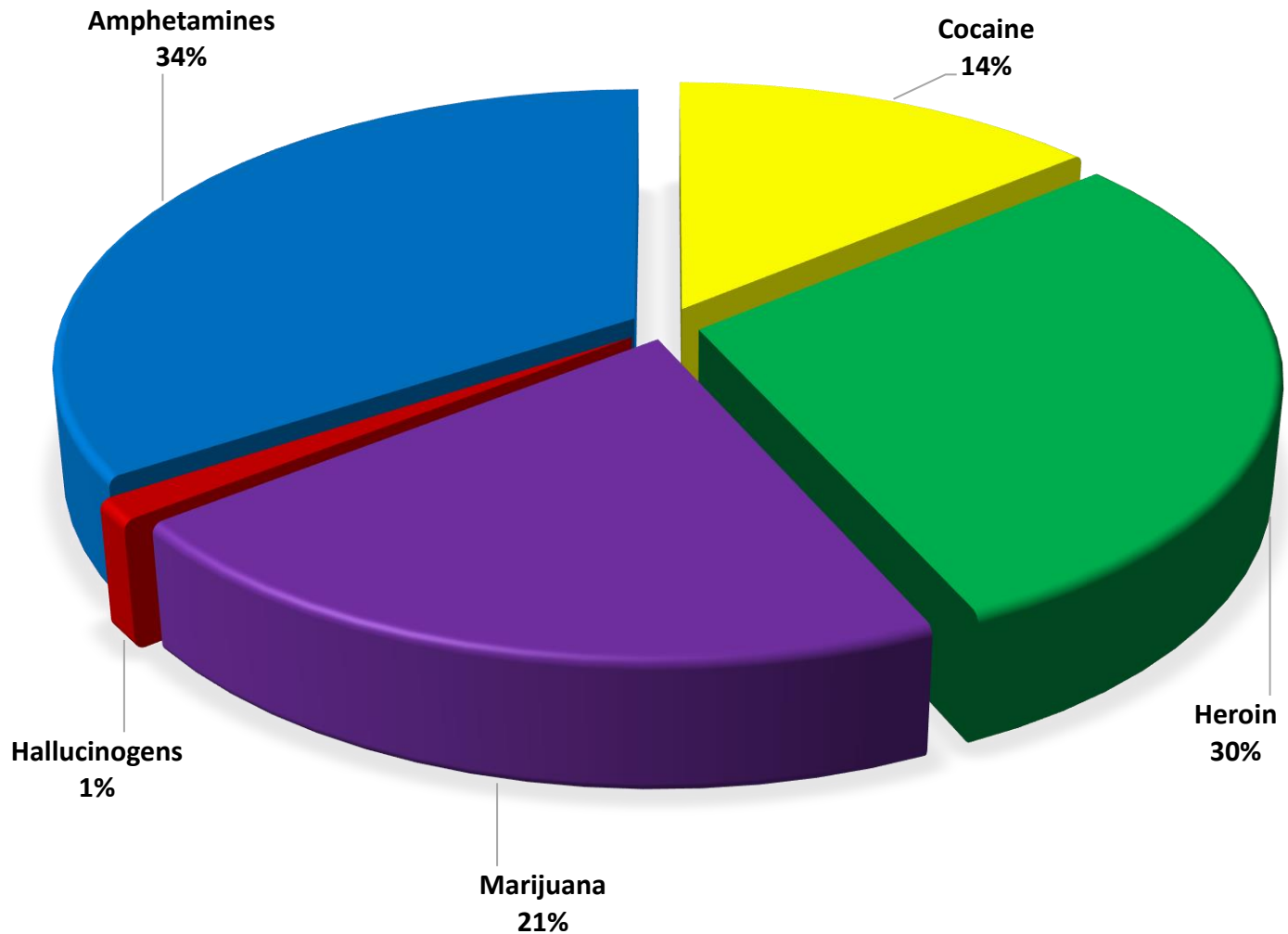
### Combined Offense/Event Trends

	JUN 2017	JUN 2018
<b>Part I Offenses</b>	299	239
<b>Part II Offenses</b>	641	541
<b>NonUCR Offenses</b>	315	337
<b>Reports Generated</b>	890	847
<b>Street Checks</b>	90	111
<b>Traffic Citations</b>	203	344
<b>Misdemeanor Citations</b>	118	86
<b>Jail Bookings</b>	135	132

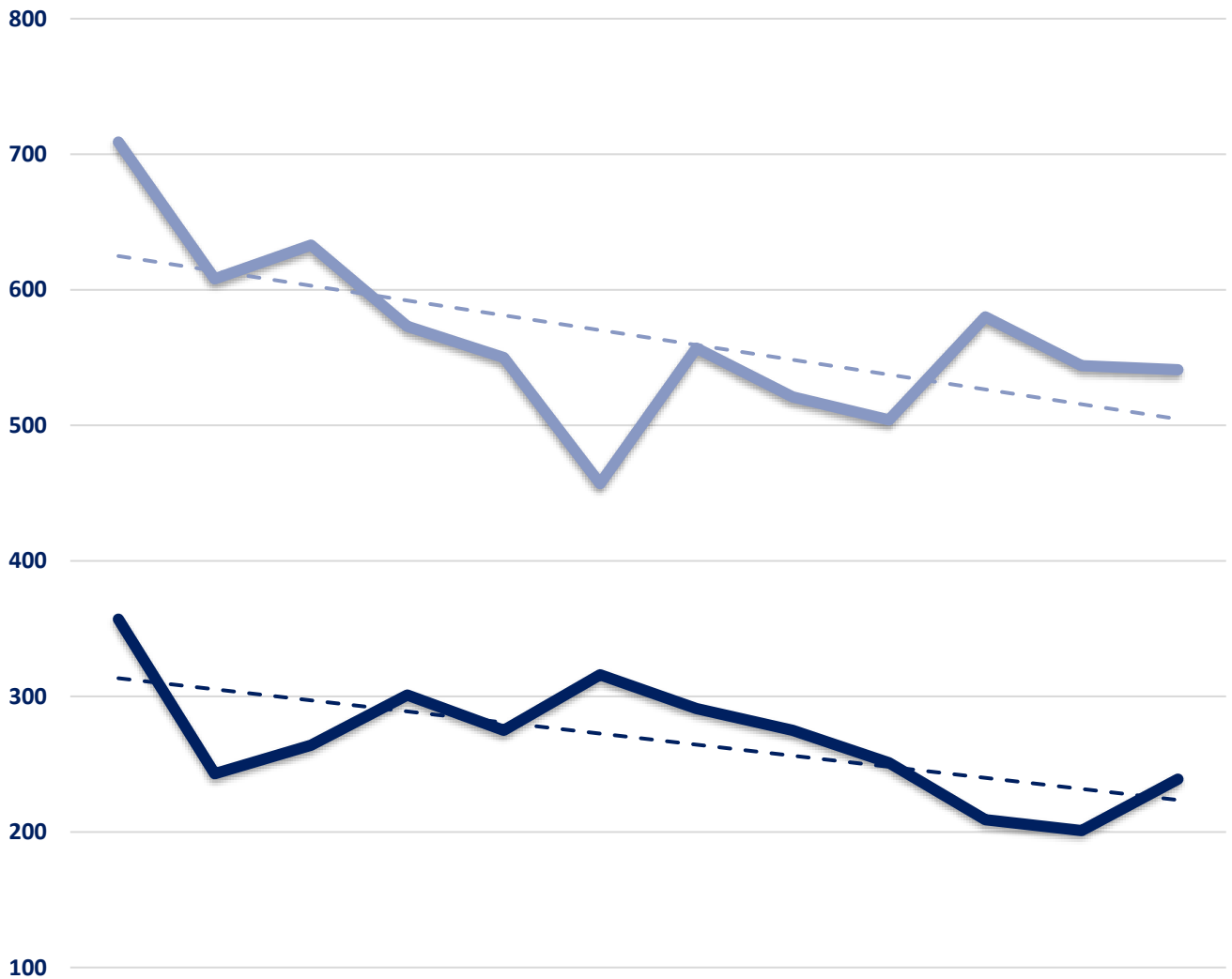


### Seized Drugs

TYPE	DOSES	STREET VALUE
Cocaine	155.0	\$ 1,550.00
Heroin	326.8	\$ 3,267.50
Marijuana	235.5	\$ 1,412.72
Hallucinogens	14.3	\$ 28.57
Amphetamines	381.6	\$ 3,816.00
<b>TOTAL</b>	<b>1113.1</b>	<b>\$ 10,074.80</b>



### Part I & II Offenses - One Year



	JUL 2017	AUG 2017	SEP 2017	OCT 2017	NOV 2017	DEC 2017	JAN 2018	FEB 2018	MAR 2018	APR 2018	MAY 2018	JUN 2018
<b>PART I</b>	357	243	264	301	275	316	291	275	251	209	201	239
<b>PART II</b>	709	608	633	573	550	457	557	521	504	580	544	541

— PART I   
 — PART II   
 - - - Part I Linear Forecast   
 - - - Part II Linear Forecast





## CITY COUNCIL DISTRICT #5

### MONTHLY OFFENSE SUMMARY

JULY 2018

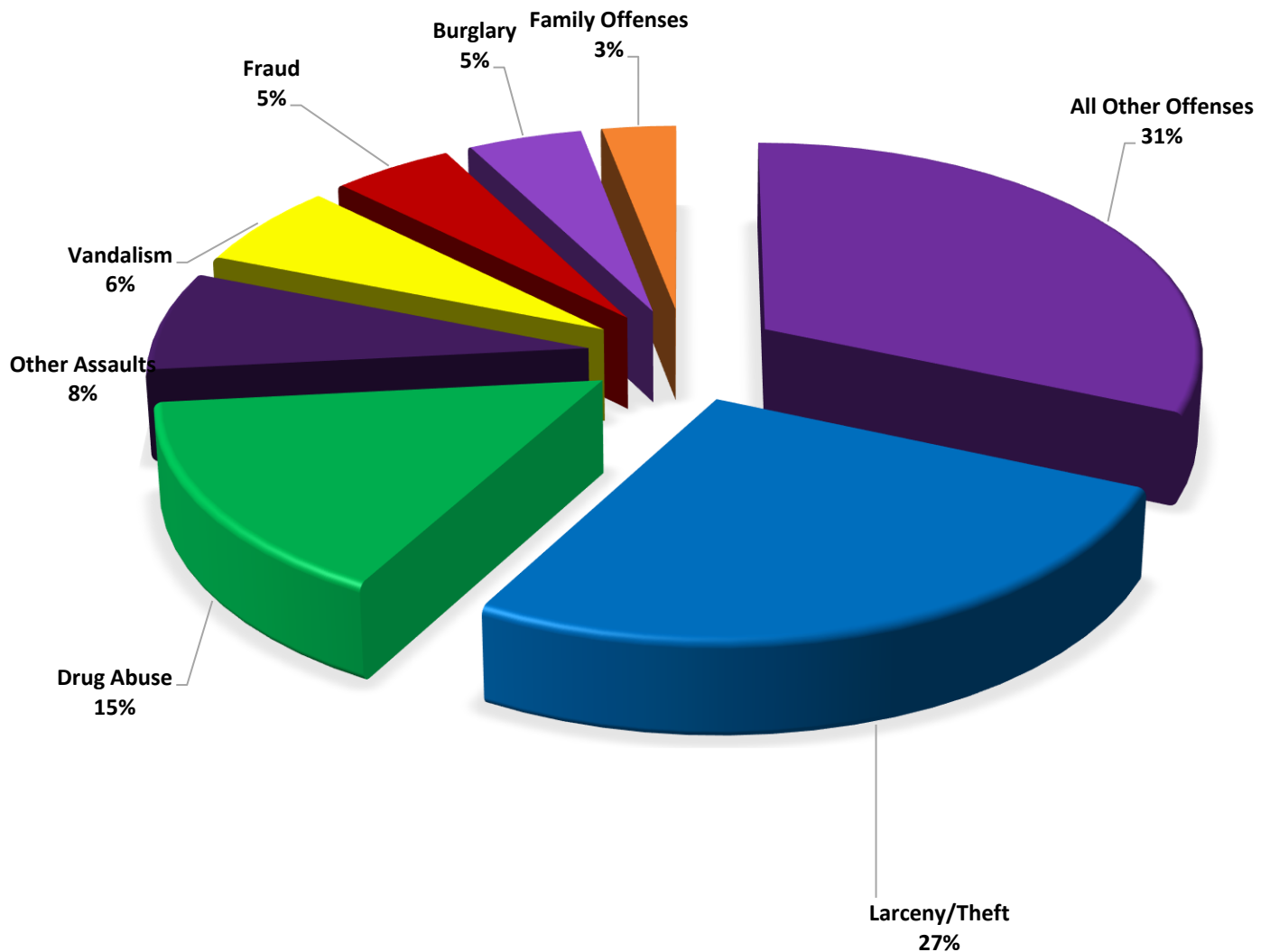
These figures represent preliminary counts of original Police Incident Reports and include all offenses within the above listed City Council District only. Full statistical analysis to determine the confidence level of this data has not been performed. The results contained herein are approximate in relation to the listed area and may not fully coincide with data shown in other areas of SLCPD's Crime Statistics page such as Calls for Service, Crimes Trending, and Crime Reports due to and reflective of departmental procedures that were in place at the time the event occurred and the date this data was compiled. Results displayed are not distinguished as attempted or completed crimes, do not include other calls for police service, and only represent police service where a report was made. Police Incident Reports are classified by primary offense categories as defined by the Uniform Crime Reporting (UCR) system, however for this report all offenses are included, and each incident may have more than one offense listed on it. In cases where there is more than one offense listed, all offenses are counted individually. Although every reasonable verification effort is made, the accuracy of any data is subject to the constraints of the report generation process as well as the manner, format, and point in time of any query.

<b>PART I OFFENSES:</b>	Chosen by the FBI as Part I Offenses because they are serious crimes that occur with regularity in all areas of the country and are likely to be reported to Police.
<b>PART II OFFENSES:</b>	All other crimes other than the eight Part I Offenses. The Uniform Crime Reporting Program gathers only arrest data for Part II Offenses, however, SLCPD results displayed in this document display all Part II Offenses, regardless of the presence of arrest data.
<b>ALL OTHER OFFENSES:</b>	Under the Part II Offense section, 'All Other Offenses' include Peeping Tom, Trespass, Kidnap/Abduction, Pornography, Extortion/Blackmail, Bribery, Warrants, Sexual Offenses, Obstruction, Public Peace, and Hit & Run.
<b>NON-UCR OFFENSES:</b>	Non-UCR Offenses include reports for all other offenses not classified as a Part I or Part II Offense. Results displayed separate some of these offenses such as Ambulance Calls, Deaths, Missing Persons, Suicides, Suspicious Activity, and Traffic Accidents.
<b>ALL OTHER NON-UCR:</b>	Under the Non-UCR category, 'All Other' include the remainder of offenses not classified as Part I or Part II and not separated from the Non-UCR Offenses. These include things such as Loud Parties, Barking Dogs, Mentally Ill Subjects, Citizen Assistance, etc.
<b>LOW NUMBER OFFENSES:</b>	On page two, in the interest of space and allowing for easier viewing, the category titled 'Low Number Offenses' include Part I and Part II Offenses from page one that have totals under the amount of 20.

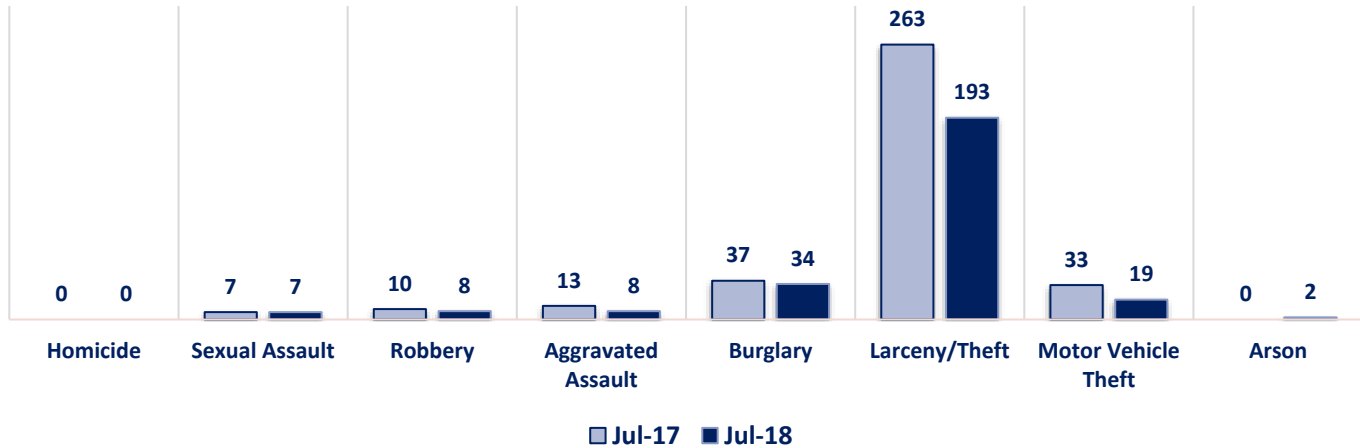
## Offenses

PART I OFFENSES	OFFENSE	JUL 17	JUL 18	OFFENSE	JUL 17	JUL 18	PART II OFFENSES
	Homicide	0	0	Other Assaults	71	55	
	Sexual Assault	7	7	Forgery/Counterfeit	17	11	
	Robbery	10	8	Fraud	44	36	
	Aggravated Assault	13	8	Embezzlement	0	1	
	Burglary	37	34	Stolen Property	9	5	
	Larceny/Theft	263	193	Vandalism	41	46	
	Motor Vehicle Theft	33	19	Weapons	5	8	
	Arson	0	2	Prostitution	10	18	
PART I TOTALS		363	271	Sex Offenses	0	2	PART II OFFENSES
NON-UCR OFFENSES	Ambulance Calls	21	17	Drug Abuse	143	111	
	Deaths	2	2	Gambling	0	0	
	Missing Persons	8	14	Family Offenses	36	22	
	Suicides	2	1	DUI	12	8	
	Suspicious Activity	11	17	Liquor Laws	8	3	
	Traffic Accidents	80	66	Drunkenness	31	22	
	All Other	246	208	Disorderly Conduct	16	7	
	NON-UCR TOTALS	370	325	All Other Offenses	262	228	
	PART I OFFENSES	363	271	Curfew/Loitering	0	1	
TOTALS	PART II OFFENSES	715	584	Runaway	10	0	
	NON-UCR OFFENSES	370	325	PART II TOTALS	715	584	
	TOTAL	1448	1180				

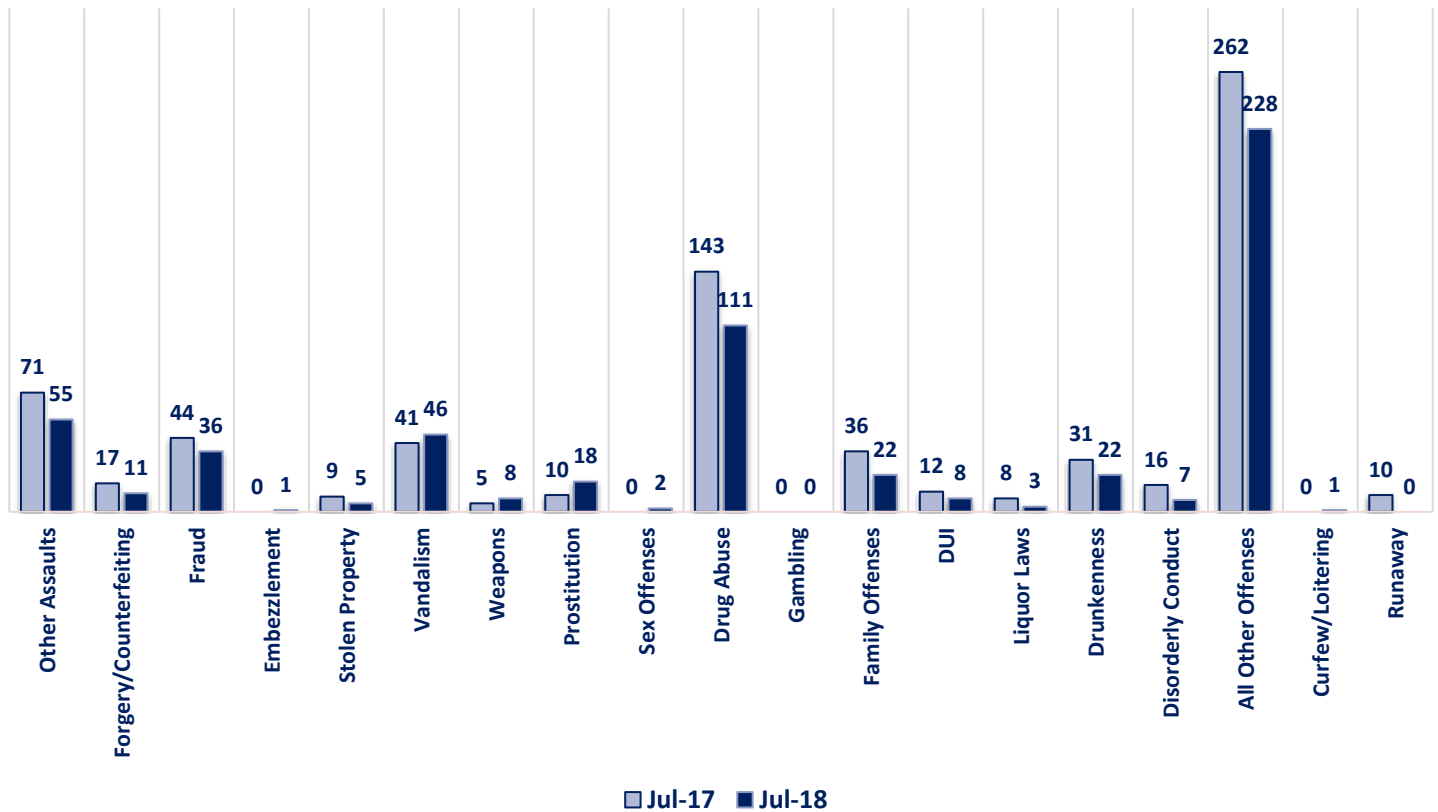
**JULY 2018 - PART I & II OFFENSE PERCENTAGES**



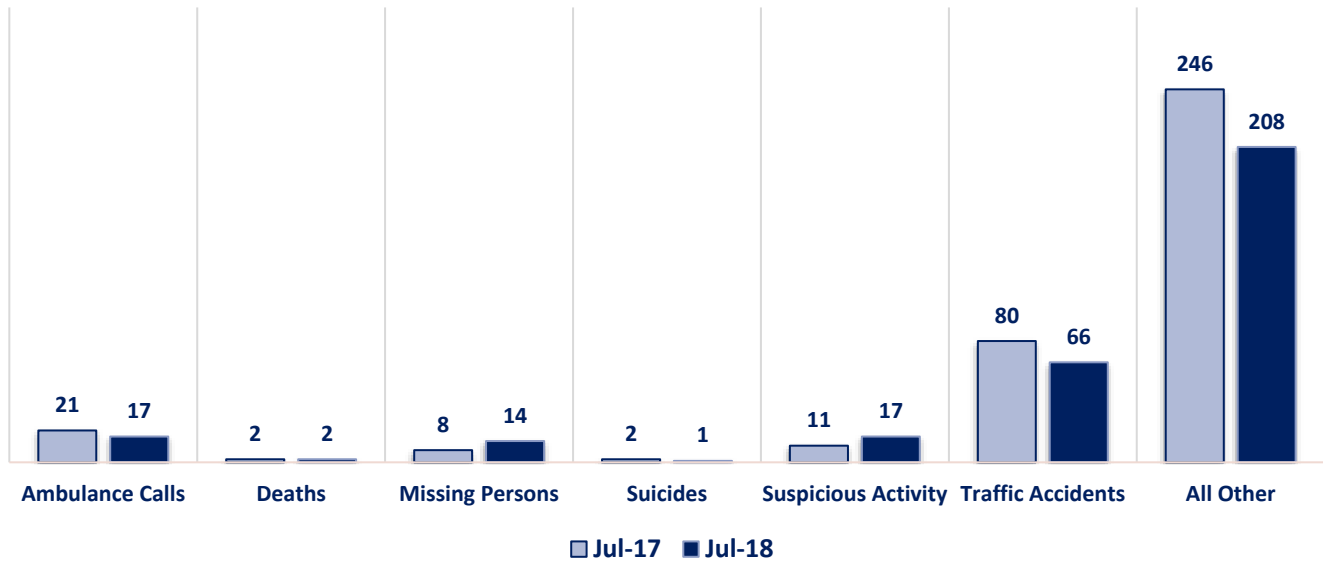
### Part I Offenses



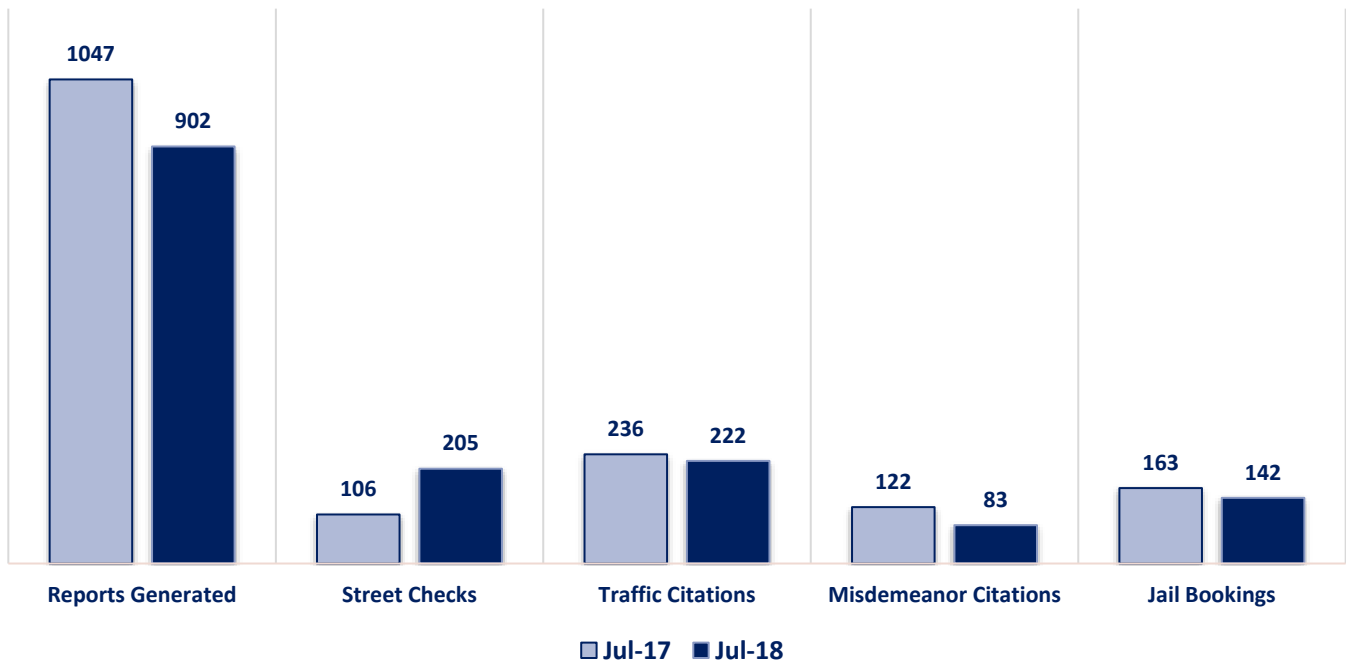
### Part II Offenses



### Non-UCR Offenses

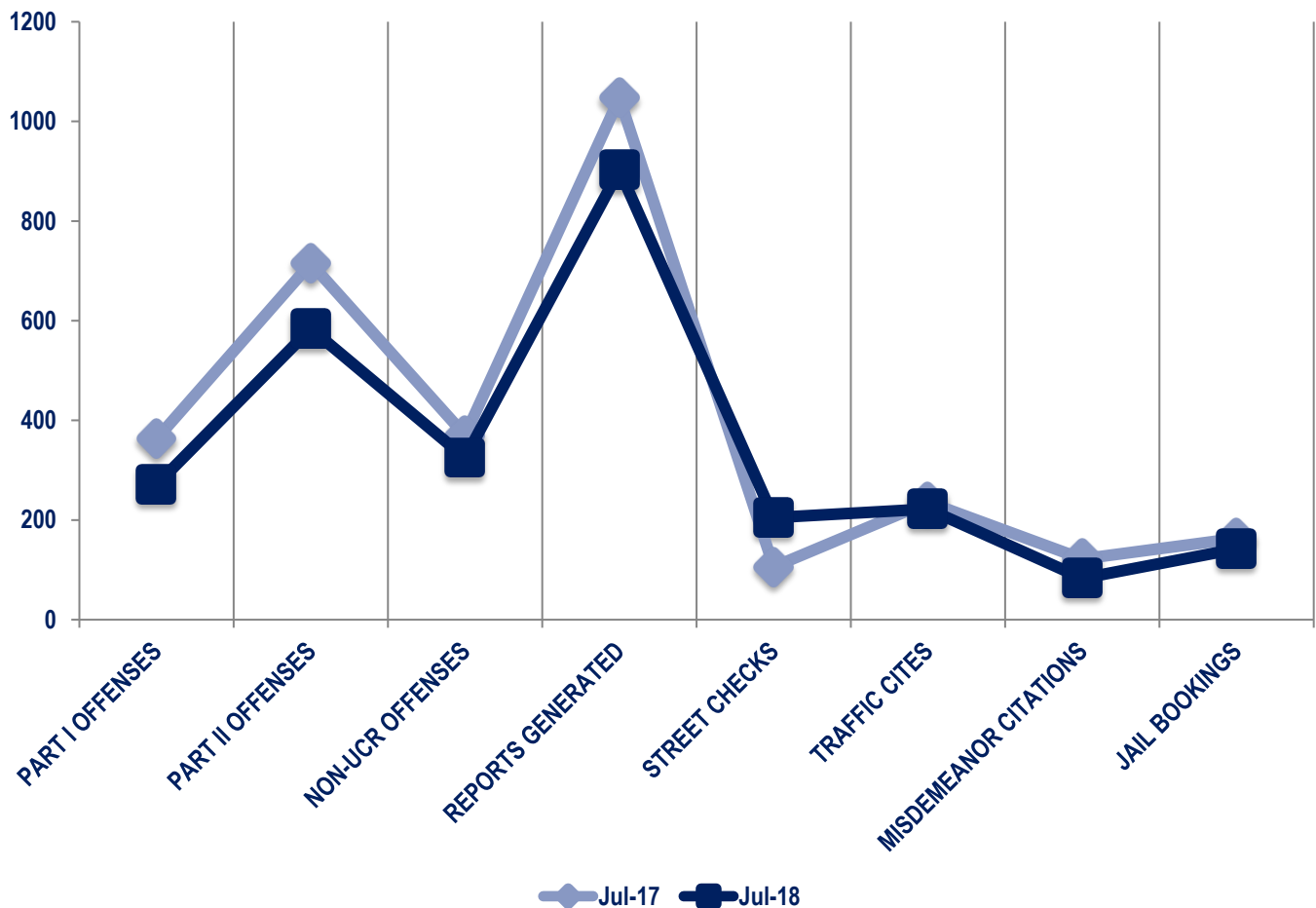


### Other Event Totals



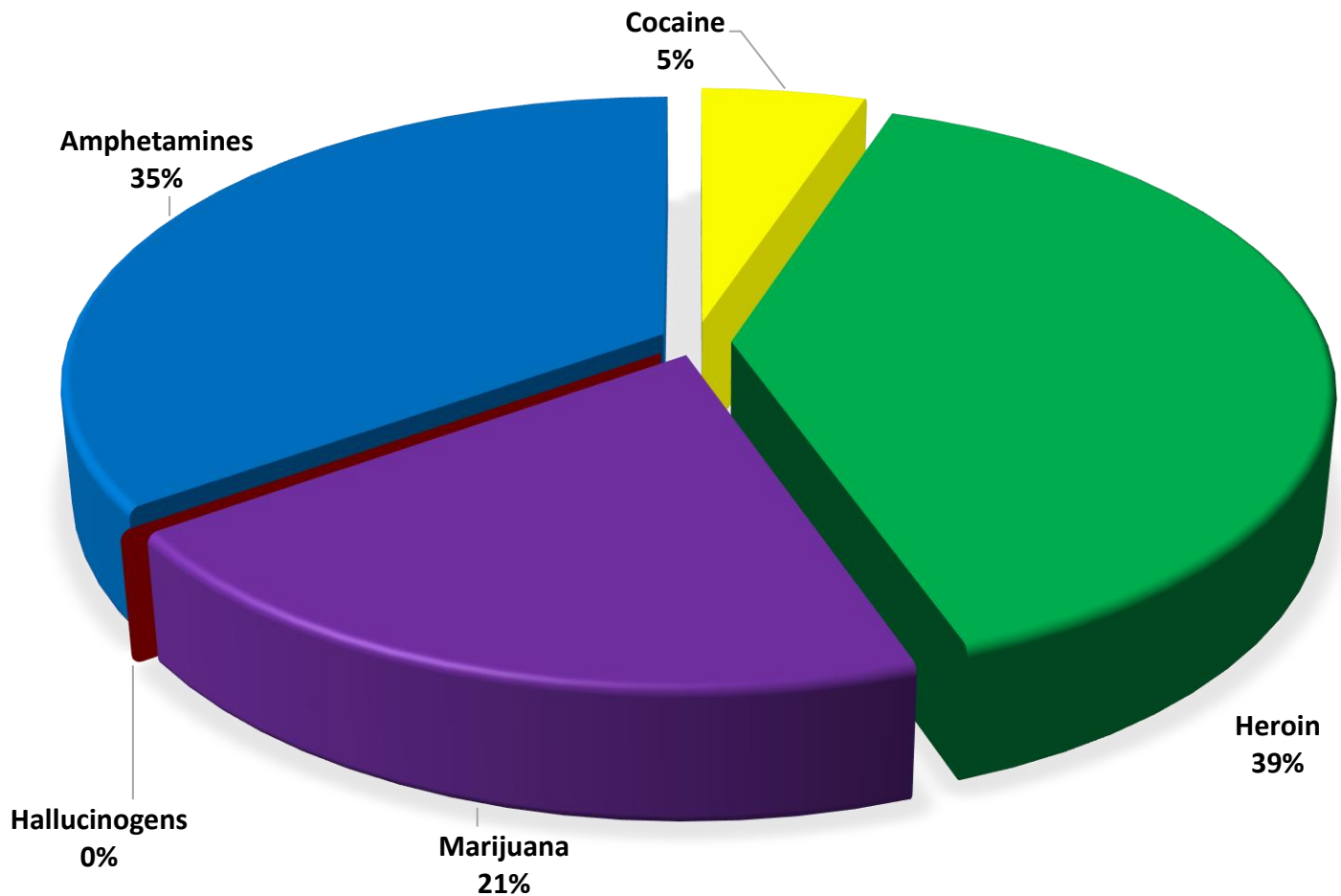
### Combined Offense/Event Trends

	JUL 2017	JUL 2018
<b>Part I Offenses</b>	363	271
<b>Part II Offenses</b>	715	584
<b>NonUCR Offenses</b>	370	325
<b>Reports Generated</b>	1047	902
<b>Street Checks</b>	106	205
<b>Traffic Citations</b>	236	222
<b>Misdemeanor Citations</b>	122	83
<b>Jail Bookings</b>	163	142

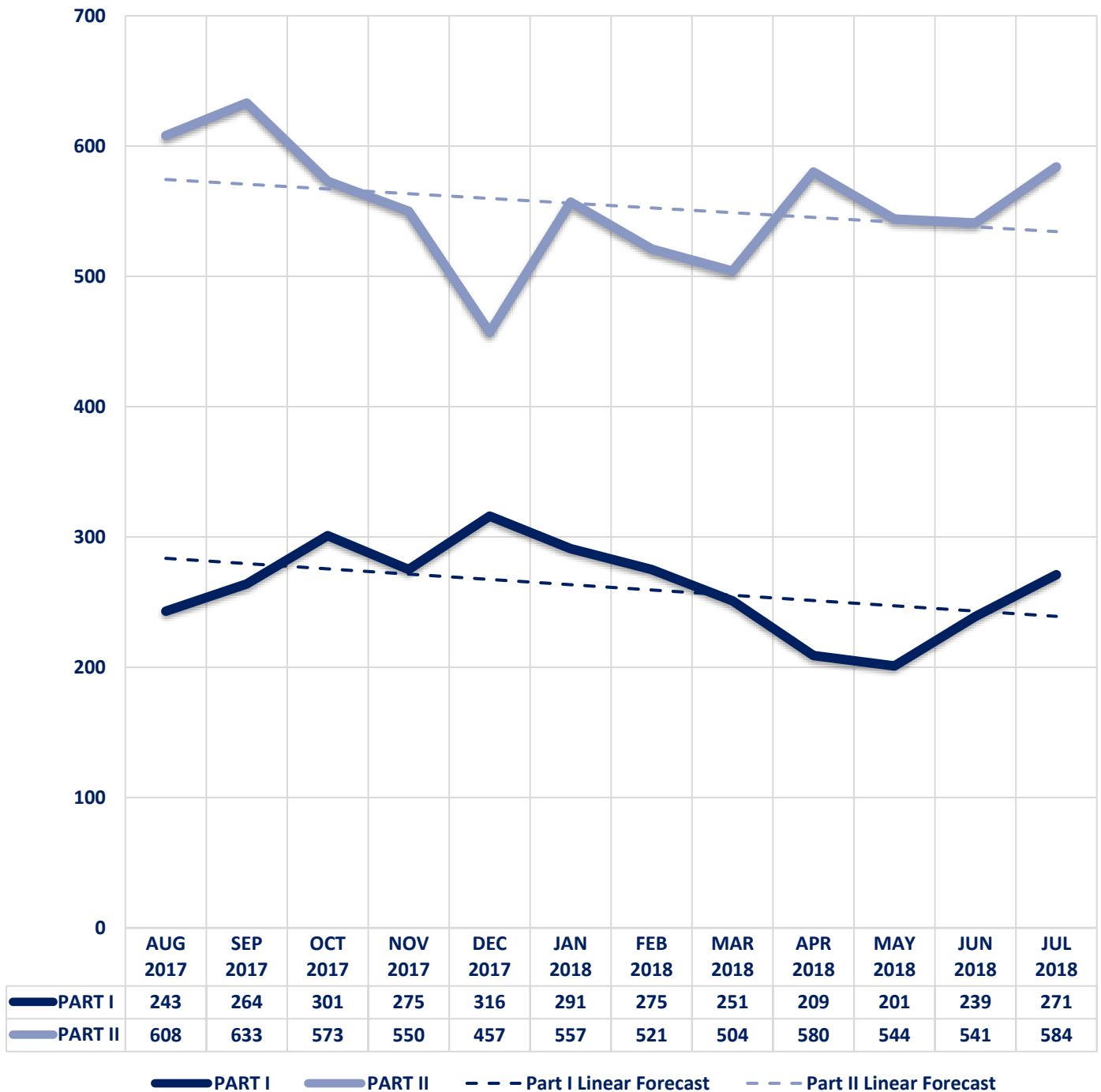


### Seized Drugs

TYPE	DOSES	STREET VALUE
Cocaine	158.0	\$ 1,580.00
Heroin	1206.4	\$ 12,064.00
Marijuana	627.8	\$ 3,766.60
Hallucinogens	0.0	\$ -
Amphetamines	1065.0	\$ 10,650.00
<b>TOTAL</b>	<b>3057.2</b>	<b>\$ 28,060.60</b>



### Part I & II Offenses - One Year







## CITY COUNCIL DISTRICT #5

### MONTHLY OFFENSE SUMMARY

**AUGUST 2018**

These figures represent preliminary counts of original Police Incident Reports and include all offenses within the above listed City Council District only. Full statistical analysis to determine the confidence level of this data has not been performed. The results contained herein are approximate in relation to the listed area and may not fully coincide with data shown in other areas of SLCPD's Crime Statistics page such as Calls for Service, Crimes Trending, and Crime Reports due to and reflective of departmental procedures that were in place at the time the event occurred and the date this data was compiled. Results displayed are not distinguished as attempted or completed crimes, do not include other calls for police service, and only represent police service where a report was made. Police Incident Reports are classified by primary offense categories as defined by the Uniform Crime Reporting (UCR) system, however for this report all offenses are included, and each incident may have more than one offense listed on it. In cases where there is more than one offense listed, all offenses are counted individually. Although every reasonable verification effort is made, the accuracy of any data is subject to the constraints of the report generation process as well as the manner, format, and point in time of any query.

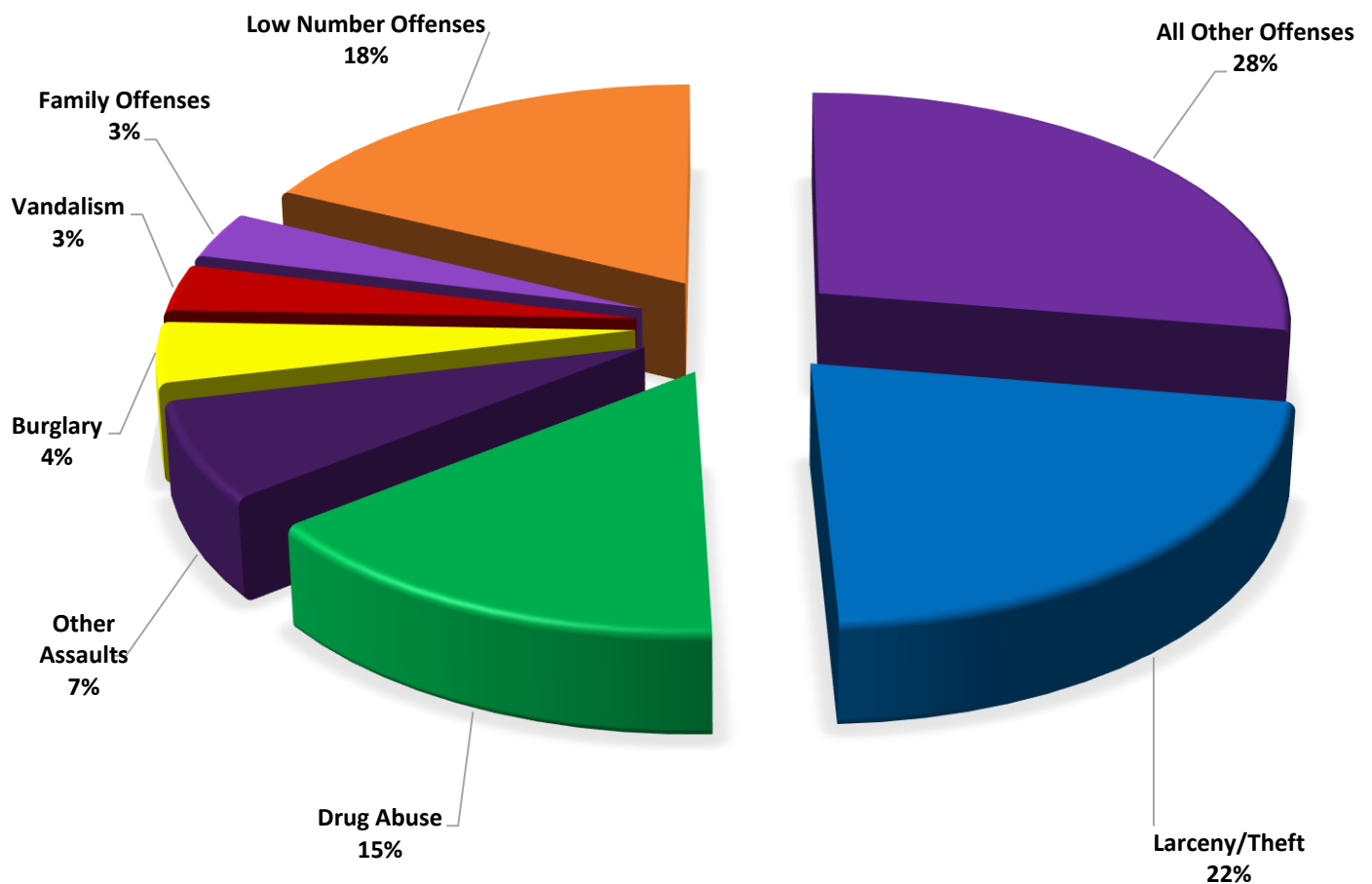
---

<b>PART I OFFENSES:</b>	Chosen by the FBI as Part I Offenses because they are serious crimes that occur with regularity in all areas of the country and are likely to be reported to Police.
<b>PART II OFFENSES:</b>	All other crimes other than the eight Part I Offenses. The Uniform Crime Reporting Program gathers only arrest data for Part II Offenses, however, SLCPD results displayed in this document display all Part II Offenses, regardless of the presence of arrest data.
<b>ALL OTHER OFFENSES:</b>	Under the Part II Offense section, 'All Other Offenses' include Peeping Tom, Trespass, Kidnap/Abduction, Pornography, Extortion/Blackmail, Bribery, Warrants, Sexual Offenses, Obstruction, Public Peace, and Hit & Run.
<b>NON-UCR OFFENSES:</b>	Non-UCR Offenses include reports for all other offenses not classified as a Part I or Part II Offense. Results displayed separate some of these offenses such as Ambulance Calls, Deaths, Missing Persons, Suicides, Suspicious Activity, and Traffic Accidents.
<b>ALL OTHER NON-UCR:</b>	Under the Non-UCR category, 'All Other' include the remainder of offenses not classified as Part I or Part II and not separated from the Non-UCR Offenses. These include things such as Loud Parties, Barking Dogs, Mentally Ill Subjects, Citizen Assistance, etc.
<b>LOW NUMBER OFFENSES:</b>	On page two, in the interest of space and allowing for easier viewing, the category titled 'Low Number Offenses' include Part I and Part II Offenses from page one that have totals under the amount of 30.

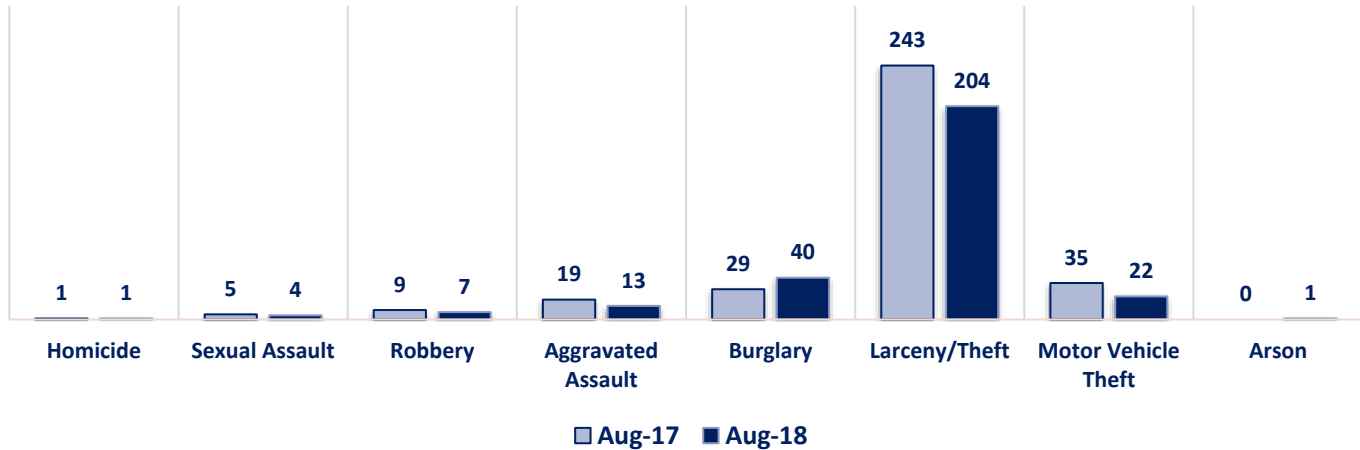
## Offenses

PART I OFFENSES	OFFENSE	AUG 17	AUG 18	OFFENSE	AUG 17	AUG 18	PART II OFFENSES
	Homicide	1	1	Other Assaults	58	65	
	Sexual Assault	5	4	Forgery/Counterfeit	13	9	
	Robbery	9	7	Fraud	33	23	
	Aggravated Assault	19	13	Embezzlement	0	0	
	Burglary	29	40	Stolen Property	6	11	
	Larceny/Theft	243	204	Vandalism	43	31	
	Motor Vehicle Theft	35	22	Weapons	5	13	
	Arson	0	1	Prostitution	34	6	
PART I TOTALS		341	292	Sex Offenses	2	4	PART II OFFENSES
NON-UCR OFFENSES	Ambulance Calls	26	22	Drug Abuse	111	141	
	Deaths	5	3	Gambling	0	0	
	Missing Persons	6	5	Family Offenses	29	31	
	Suicides	1	0	DUI	9	11	
	Suspicious Activity	16	29	Liquor Laws	5	7	
	Traffic Accidents	97	77	Drunkenness	21	17	
	All Other	260	276	Disorderly Conduct	10	16	
NON-UCR TOTALS		411	412	All Other Offenses	237	259	
TOTALS	PART I OFFENSES	341	292	Curfew/Loitering	0	0	
	PART II OFFENSES	618	646	Runaway	2	2	
	NON-UCR OFFENSES	411	412	PART II TOTALS	618	646	
	TOTAL	1370	1350				

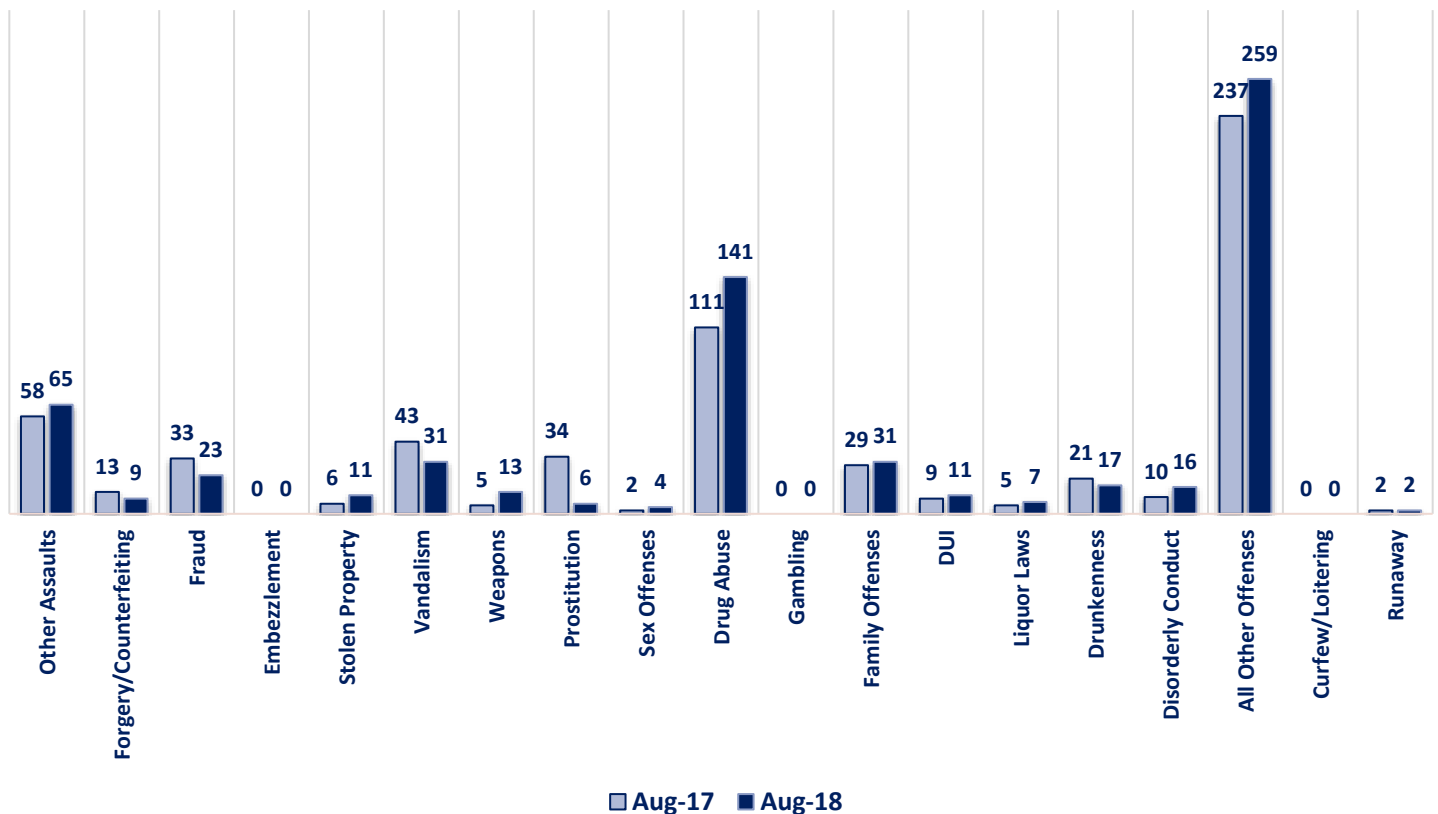
### AUGUST 2018 - PART I & II OFFENSE PERCENTAGES



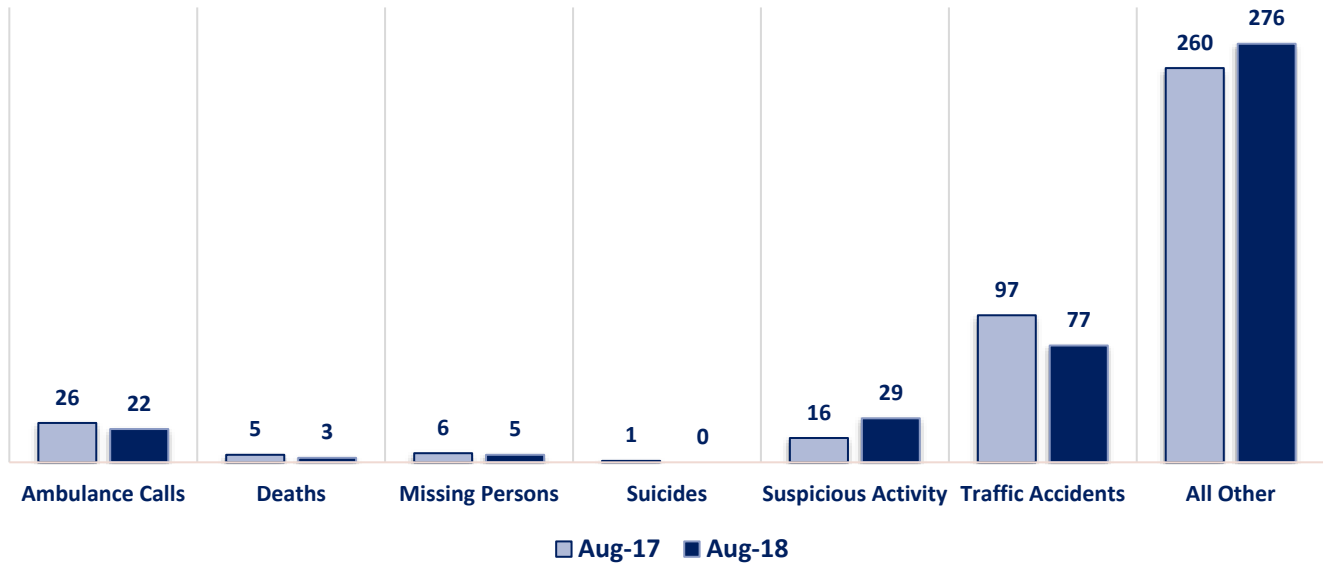
### Part I Offenses



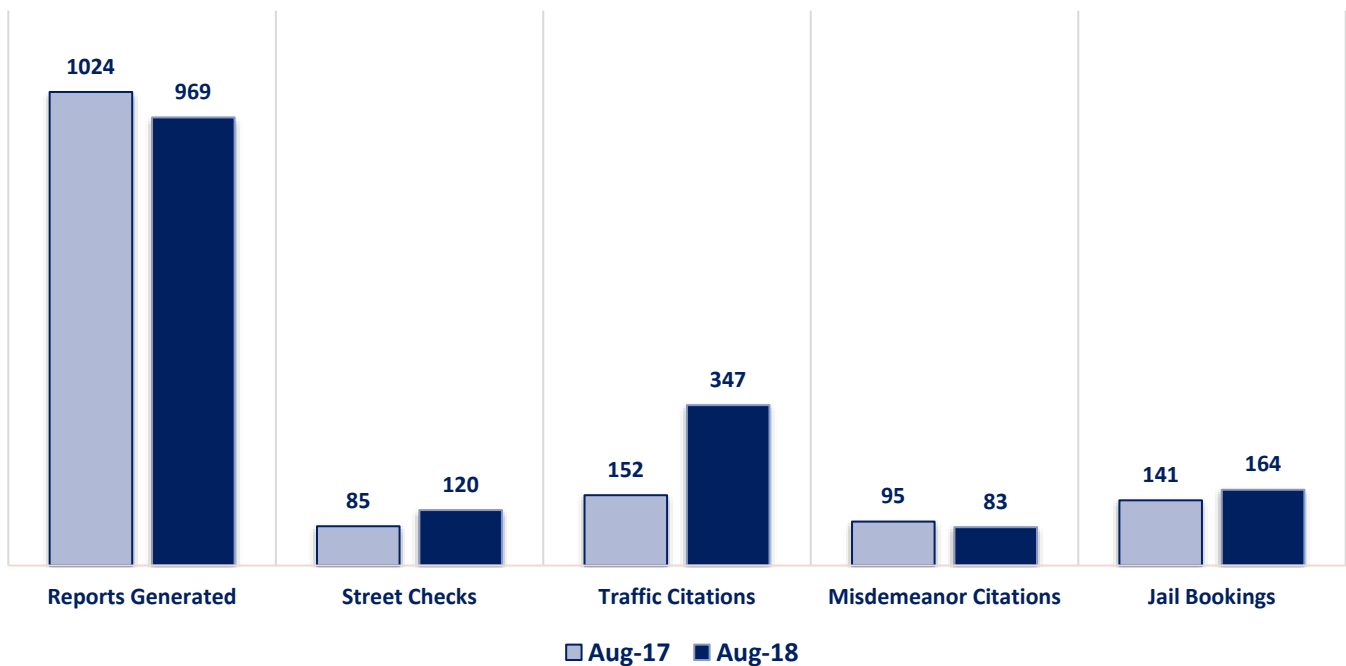
### Part II Offenses



### Non-UCR Offenses

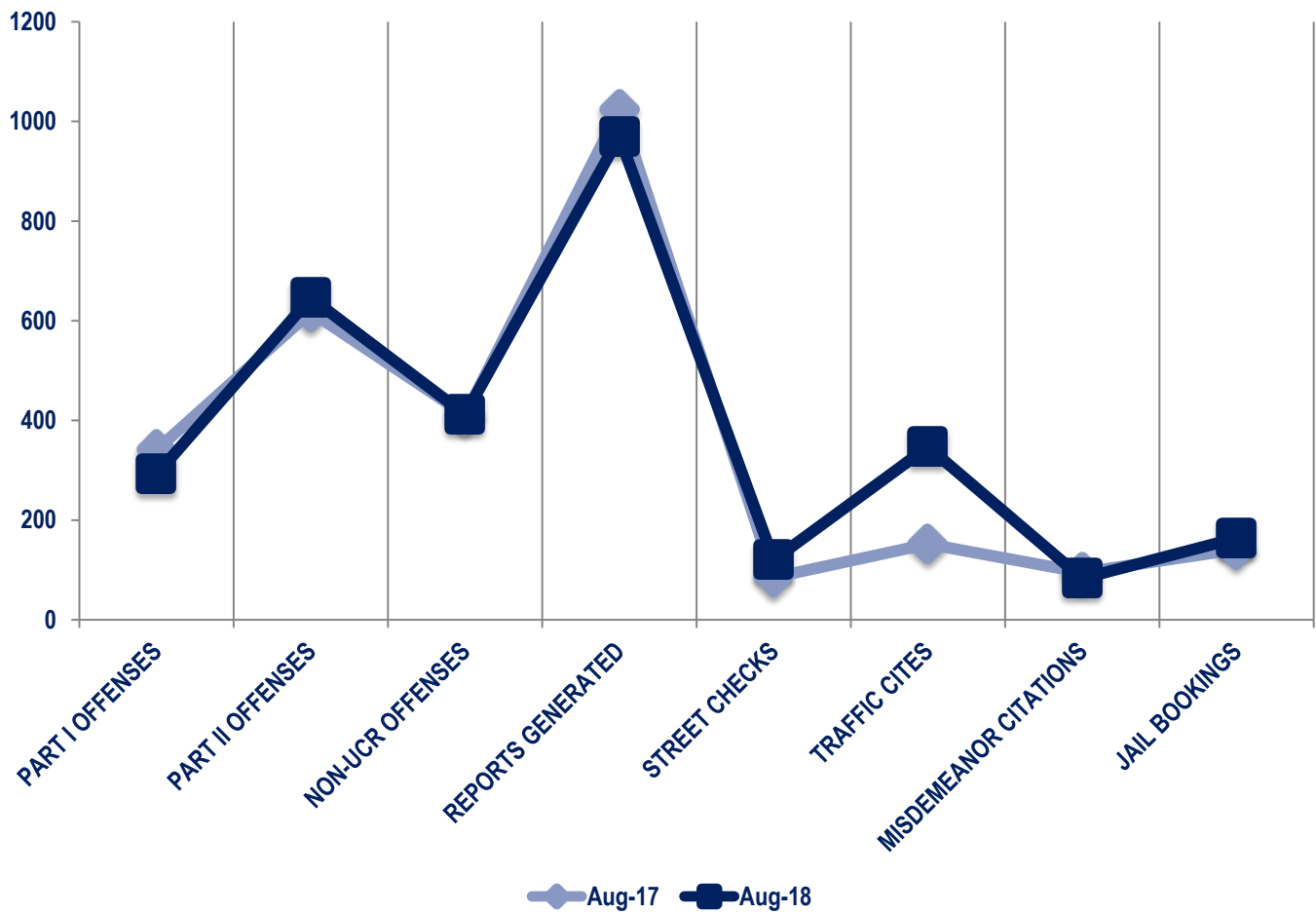


### Other Event Totals



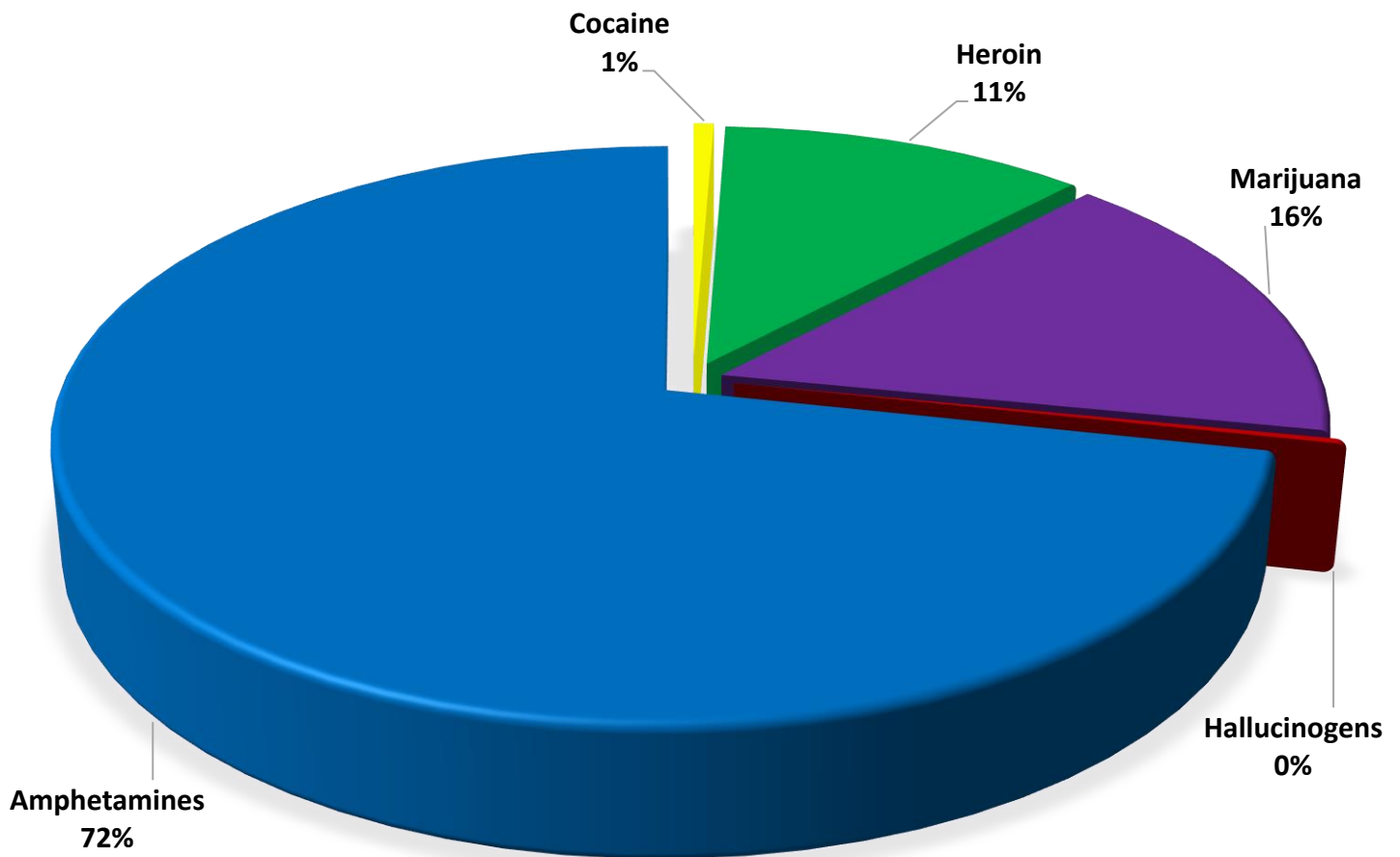
### Combined Offense/Event Trends

	AUG 2017	AUG 2018
<b>Part I Offenses</b>	341	292
<b>Part II Offenses</b>	618	646
<b>NonUCR Offenses</b>	411	412
<b>Reports Generated</b>	1024	969
<b>Street Checks</b>	85	120
<b>Traffic Citations</b>	152	347
<b>Misdemeanor Citations</b>	95	83
<b>Jail Bookings</b>	141	164

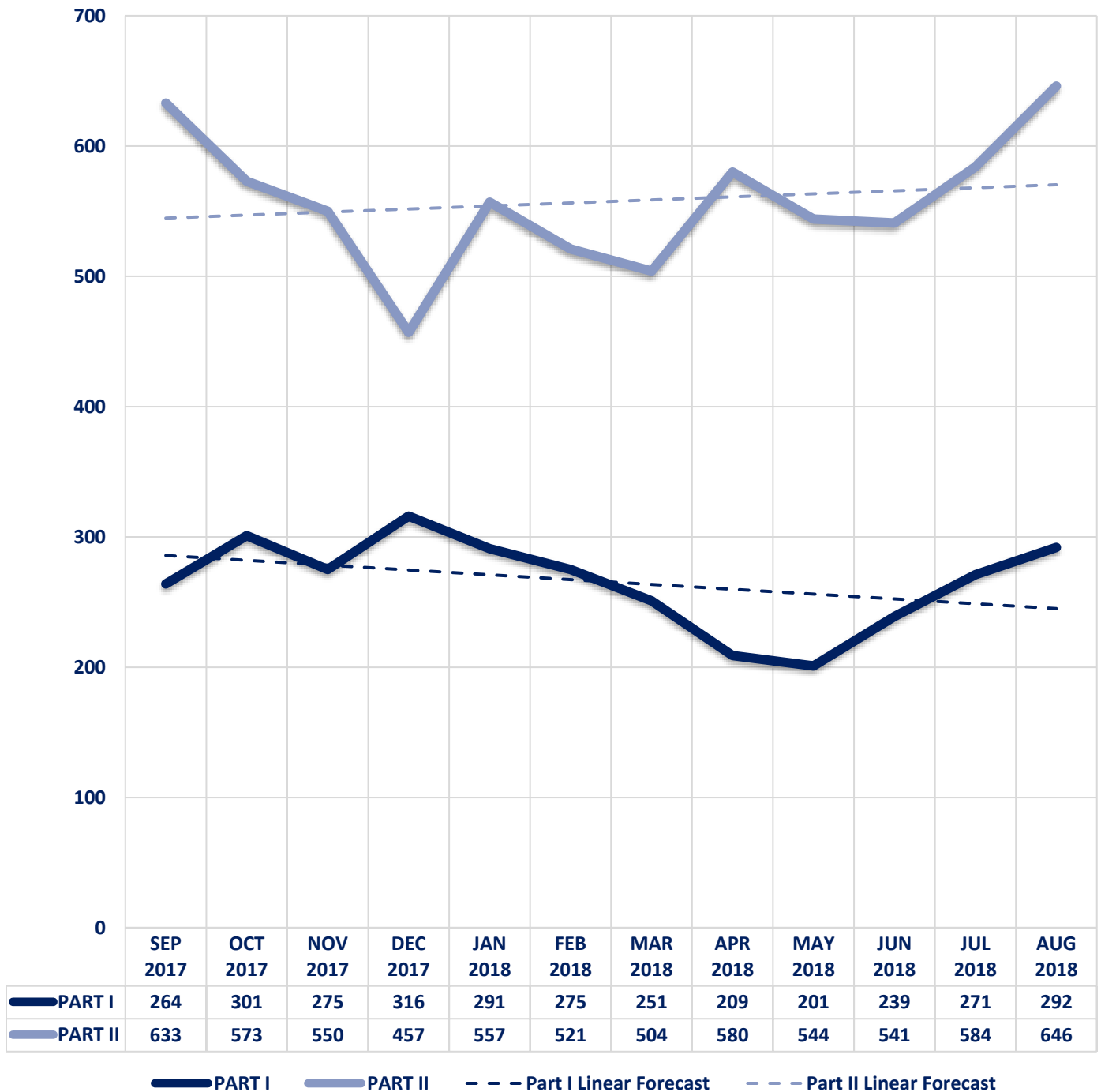


### Seized Drugs

TYPE	DOSES	STREET VALUE
Cocaine	19.0	\$ 190.00
Heroin	342.4	\$ 3,423.70
Marijuana	482.8	\$ 2,896.52
Hallucinogens	7.6	\$ 15.17
Amphetamines	2150.9	\$ 21,508.70
<b>TOTAL</b>	<b>3002.6</b>	<b>\$ 28,034.09</b>



### Part I & II Offenses - One Year







## CITY COUNCIL DISTRICT #5

### MONTHLY OFFENSE SUMMARY

**SEPTEMBER 2018**

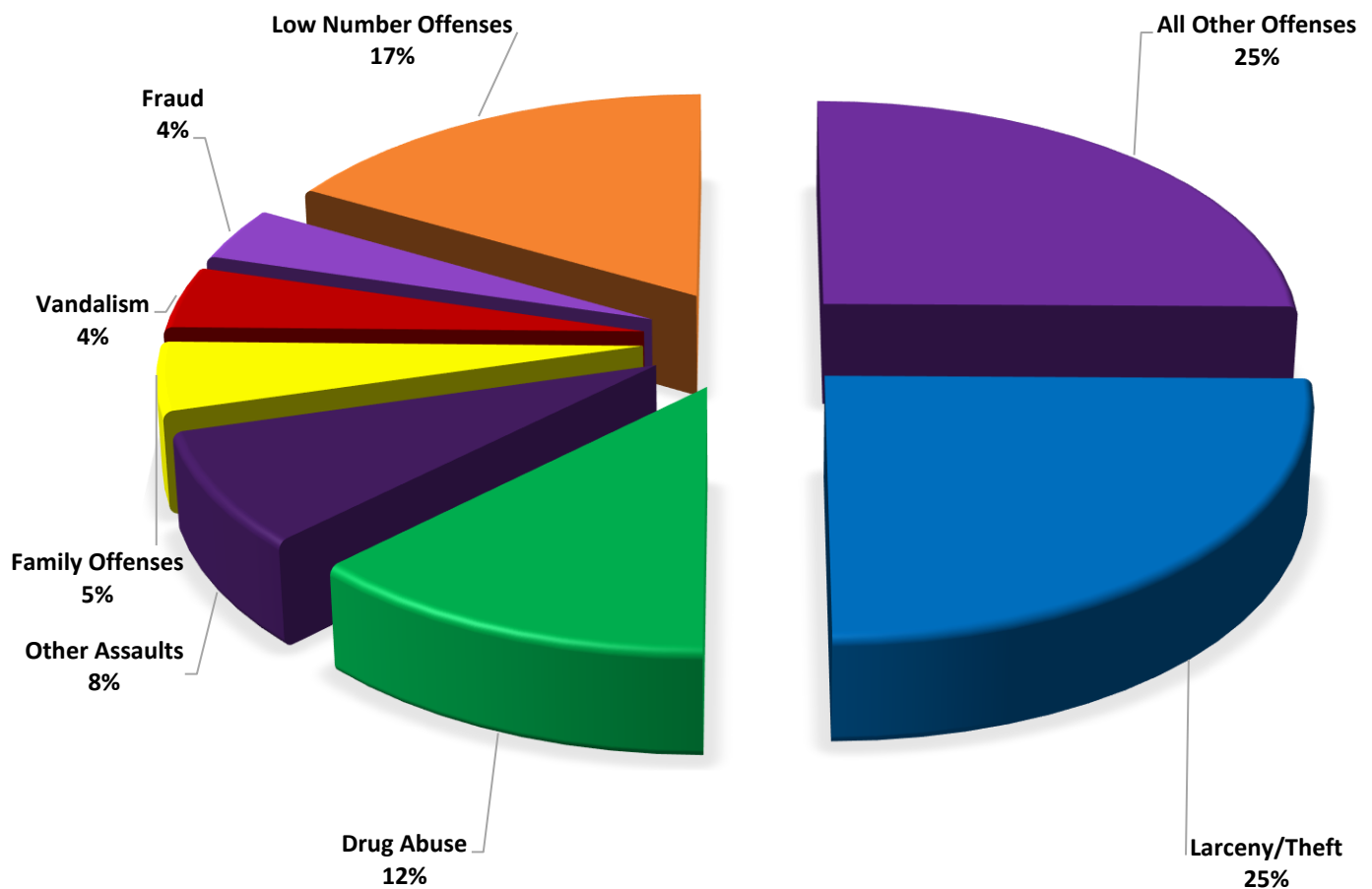
These figures represent preliminary counts of original Police Incident Reports and include all offenses within the above listed City Council District only. Full statistical analysis to determine the confidence level of this data has not been performed. The results contained herein are approximate in relation to the listed area and may not fully coincide with data shown in other areas of SLCPD's Crime Statistics page such as Calls for Service, Crimes Trending, and Crime Reports due to and reflective of departmental procedures that were in place at the time the event occurred and the date this data was compiled. Results displayed are not distinguished as attempted or completed crimes, do not include other calls for police service, and only represent police service where a report was made. Police Incident Reports are classified by primary offense categories as defined by the Uniform Crime Reporting (UCR) system, however for this report all offenses are included, and each incident may have more than one offense listed on it. In cases where there is more than one offense listed, all offenses are counted individually. Although every reasonable verification effort is made, the accuracy of any data is subject to the constraints of the report generation process as well as the manner, format, and point in time of any query.

<b>PART I OFFENSES:</b>	Chosen by the FBI as Part I Offenses because they are serious crimes that occur with regularity in all areas of the country and are likely to be reported to Police.
<b>PART II OFFENSES:</b>	All other crimes other than the eight Part I Offenses. The Uniform Crime Reporting Program gathers only arrest data for Part II Offenses, however, SLCPD results displayed in this document display all Part II Offenses, regardless of the presence of arrest data.
<b>ALL OTHER OFFENSES:</b>	Under the Part II Offense section, 'All Other Offenses' include Peeping Tom, Trespass, Kidnap/Abduction, Pornography, Extortion/Blackmail, Bribery, Warrants, Sexual Offenses, Obstruction, Public Peace, and Hit & Run.
<b>NON-UCR OFFENSES:</b>	Non-UCR Offenses include reports for all other offenses not classified as a Part I or Part II Offense. Results displayed separate some of these offenses such as Ambulance Calls, Deaths, Missing Persons, Suicides, Suspicious Activity, and Traffic Accidents.
<b>ALL OTHER NON-UCR:</b>	Under the Non-UCR category, 'All Other' include the remainder of offenses not classified as Part I or Part II and not separated from the Non-UCR Offenses. These include things such as Loud Parties, Barking Dogs, Mentally Ill Subjects, Citizen Assistance, etc.
<b>LOW NUMBER OFFENSES:</b>	On page two, in the interest of space and allowing for easier viewing, the category titled 'Low Number Offenses' include Part I and Part II Offenses from page one that have totals under the amount of 24.

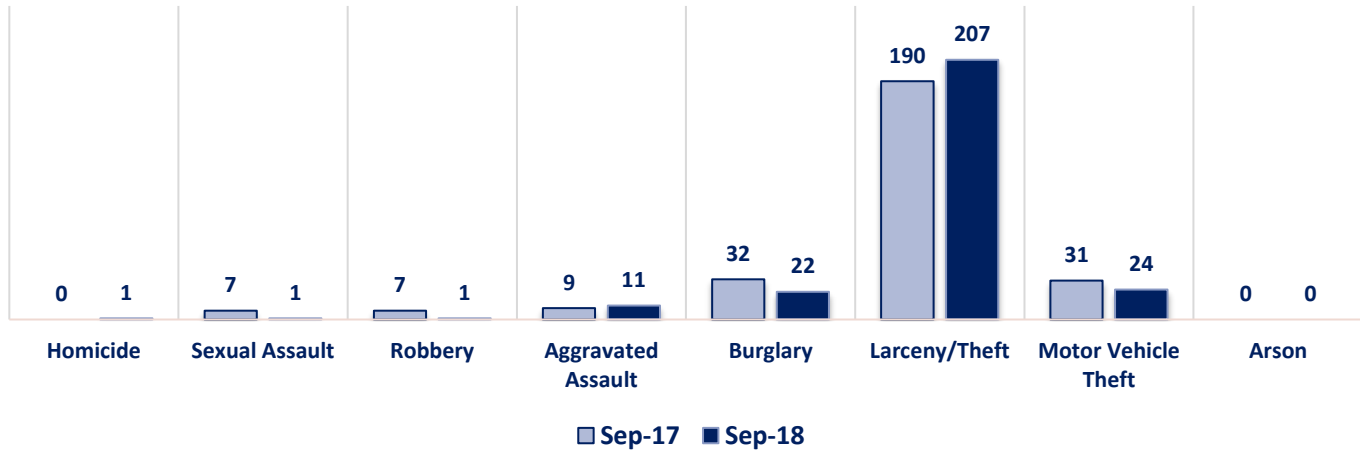
## Offenses

PART I OFFENSES	OFFENSE	SEP 17	SEP 18	OFFENSE	SEP 17	SEP 18	PART II OFFENSES
	Homicide	0	1	Other Assaults	60	66	
	Sexual Assault	7	1	Forgery/Counterfeit	5	11	
	Robbery	7	1	Fraud	35	31	
	Aggravated Assault	9	11	Embezzlement	0	0	
	Burglary	32	22	Stolen Property	9	6	
	Larceny/Theft	190	207	Vandalism	50	36	
	Motor Vehicle Theft	31	24	Weapons	10	13	
	Arson	0	0	Prostitution	16	4	
PART I TOTALS		276	267	Sex Offenses	4	1	PART II OFFENSES
NON-UCR OFFENSES	Ambulance Calls	21	16	Drug Abuse	121	105	
	Deaths	0	7	Gambling	0	0	
	Missing Persons	6	7	Family Offenses	45	40	
	Suicides	0	1	DUI	13	12	
	Suspicious Activity	18	25	Liquor Laws	4	2	
	Traffic Accidents	0	0	Drunkenness	28	15	
	All Other	339	320	Disorderly Conduct	14	11	
NON-UCR TOTALS		384	376	All Other Offenses	219	210	
TOTALS	PART I OFFENSES	276	267	Curfew/Loitering	0	0	
	PART II OFFENSES	641	567	Runaway	8	4	
	NON-UCR OFFENSES	384	376	PART II TOTALS	641	567	
	TOTAL	1301	1210				

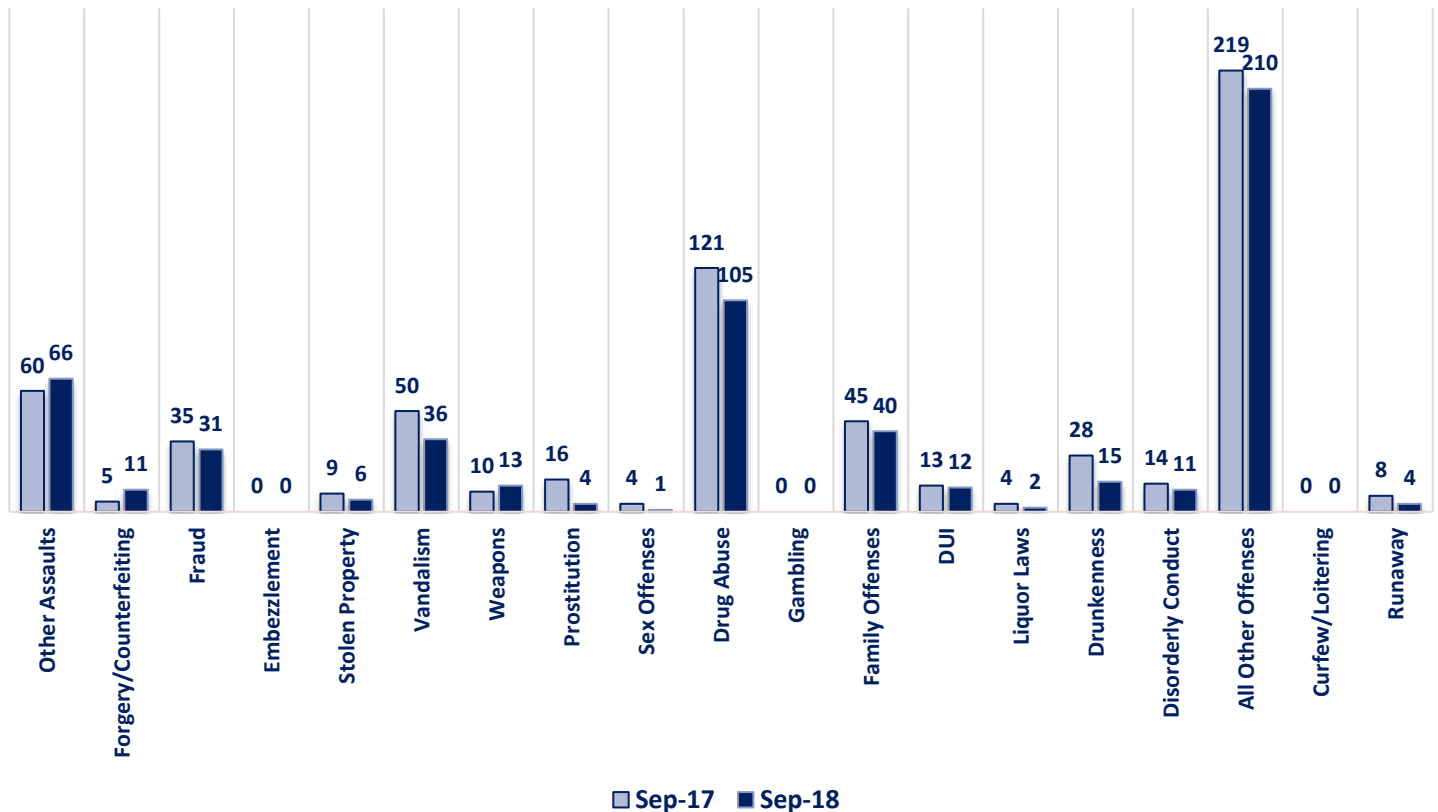
### SEPTEMBER 2018 - PART I & II OFFENSE PERCENTAGES



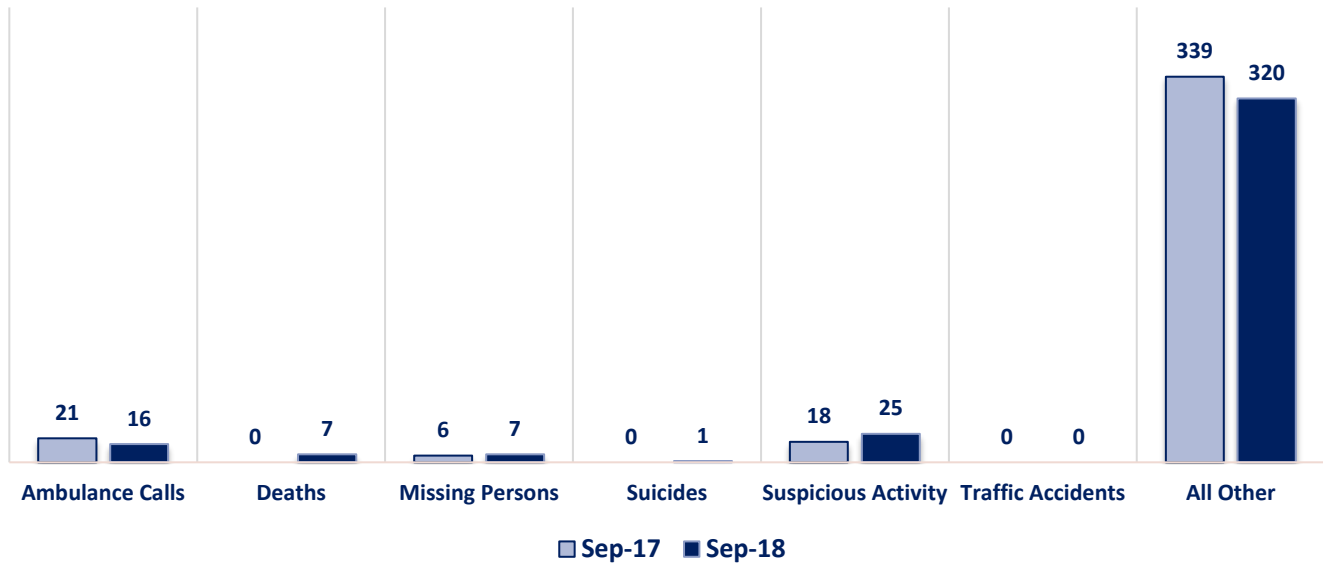
### Part I Offenses



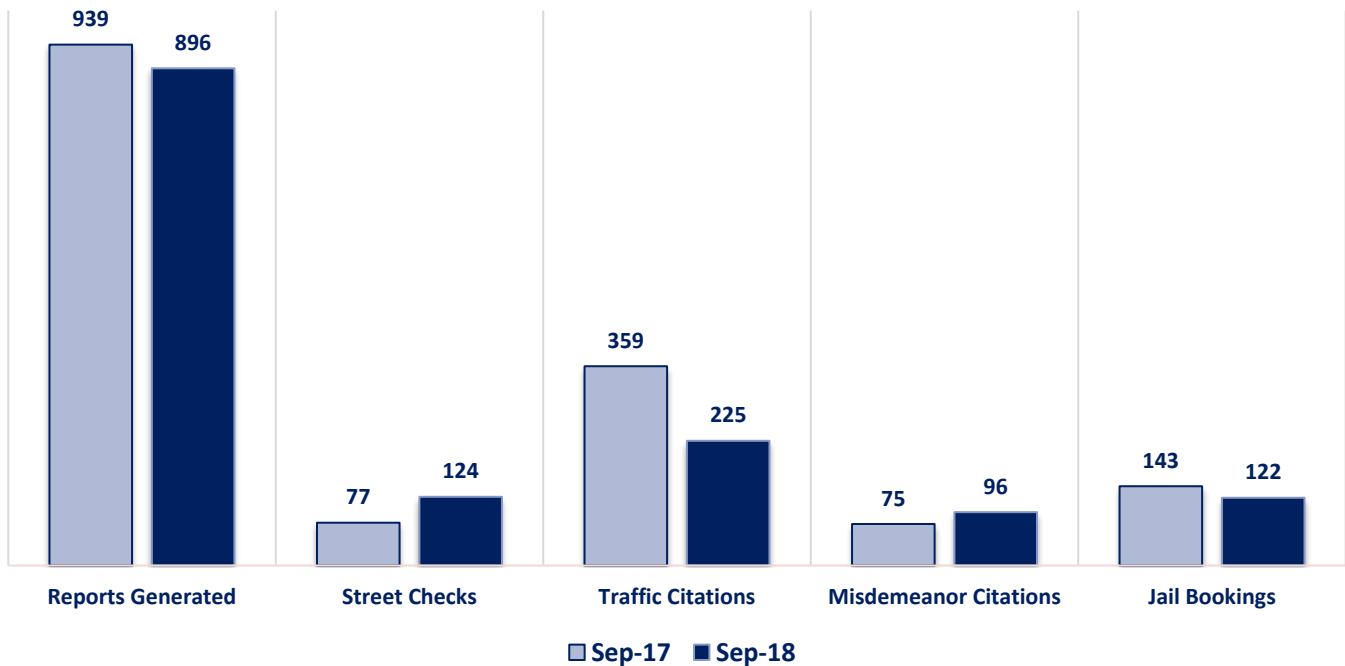
### Part II Offenses



### Non-UCR Offenses

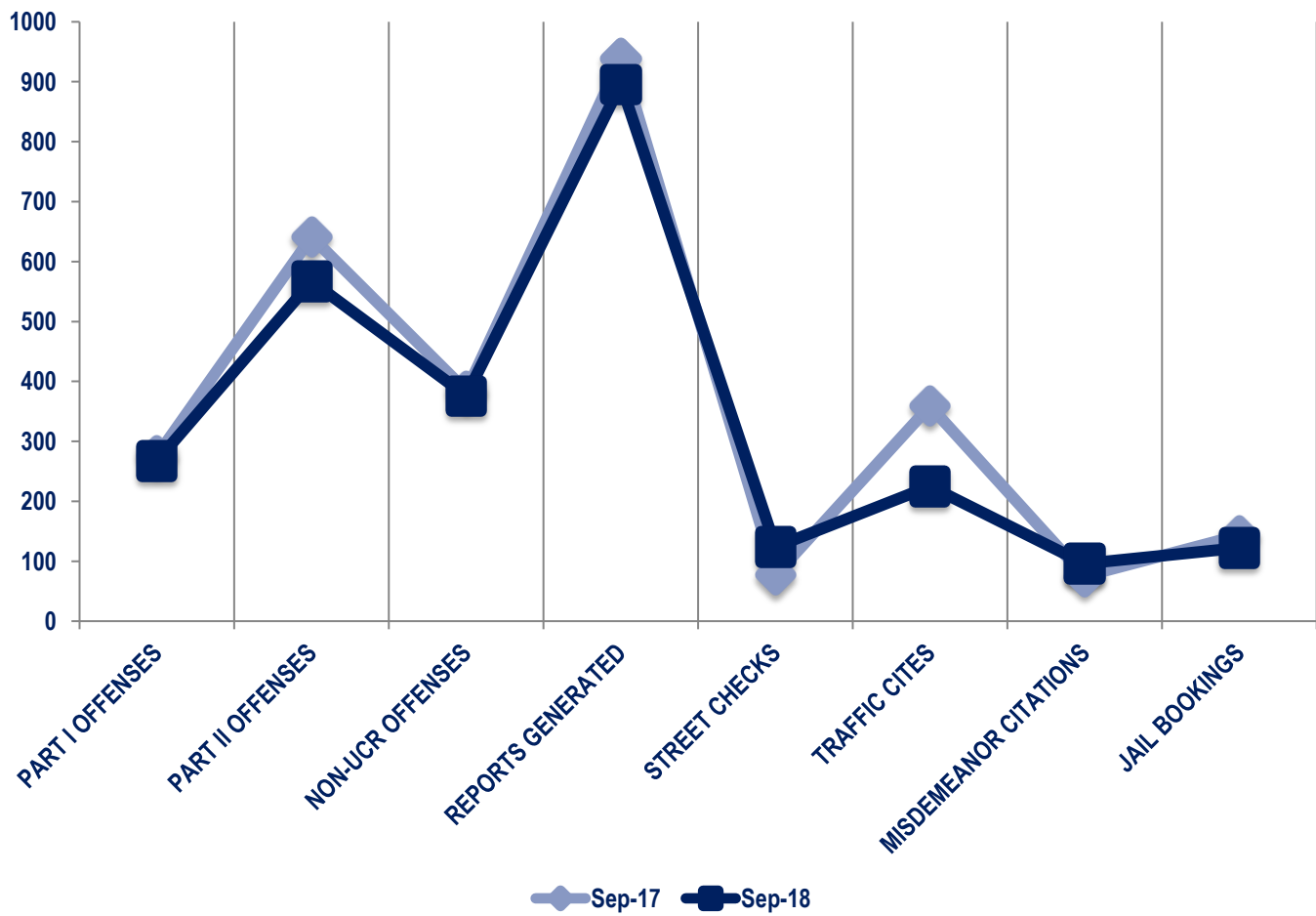


### Other Event Totals



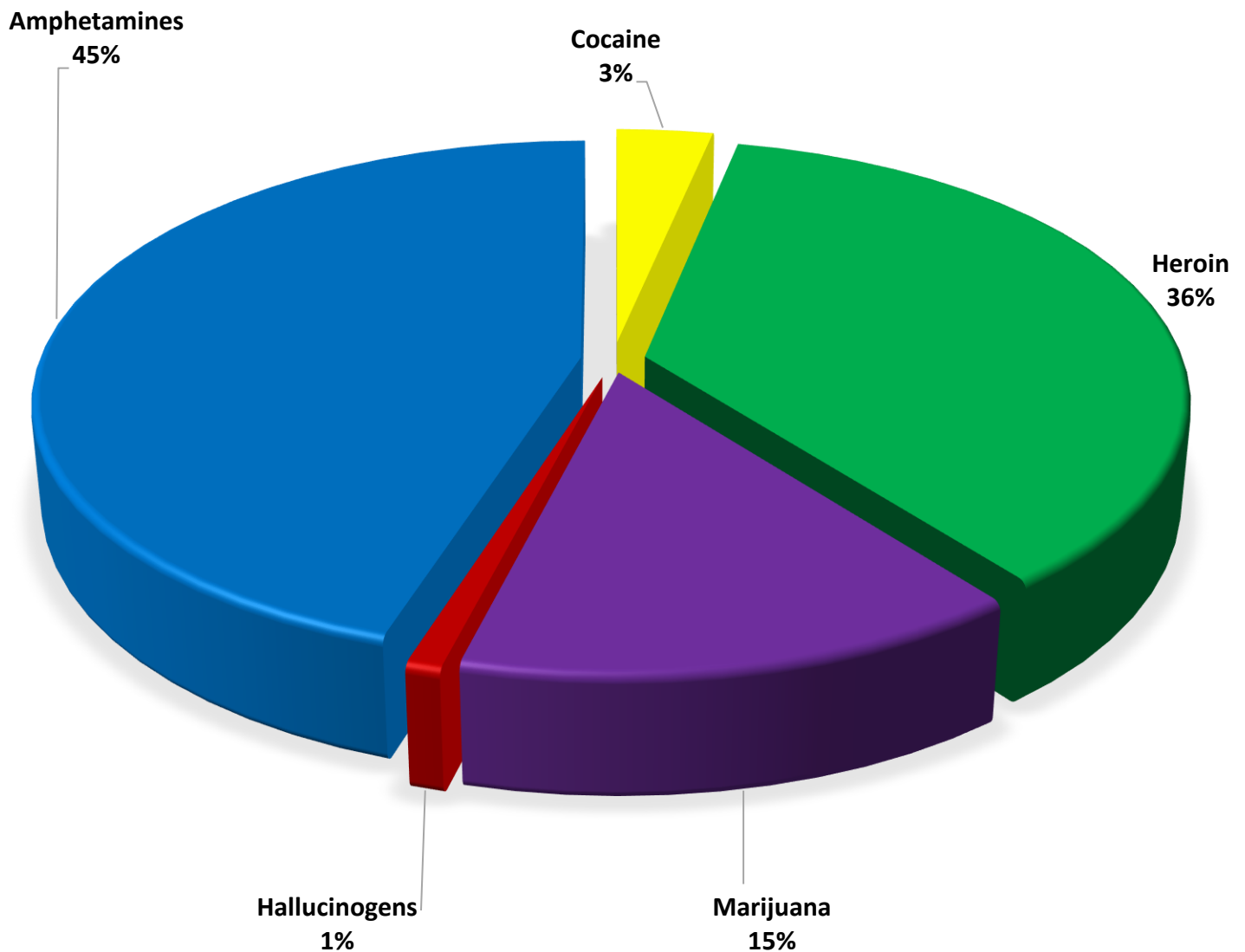
### Combined Offense/Event Trends

	SEP 2017	SEP 2018
<b>Part I Offenses</b>	276	267
<b>Part II Offenses</b>	641	567
<b>NonUCR Offenses</b>	384	376
<b>Reports Generated</b>	939	896
<b>Street Checks</b>	77	124
<b>Traffic Citations</b>	359	225
<b>Misdemeanor Citations</b>	75	96
<b>Jail Bookings</b>	143	122

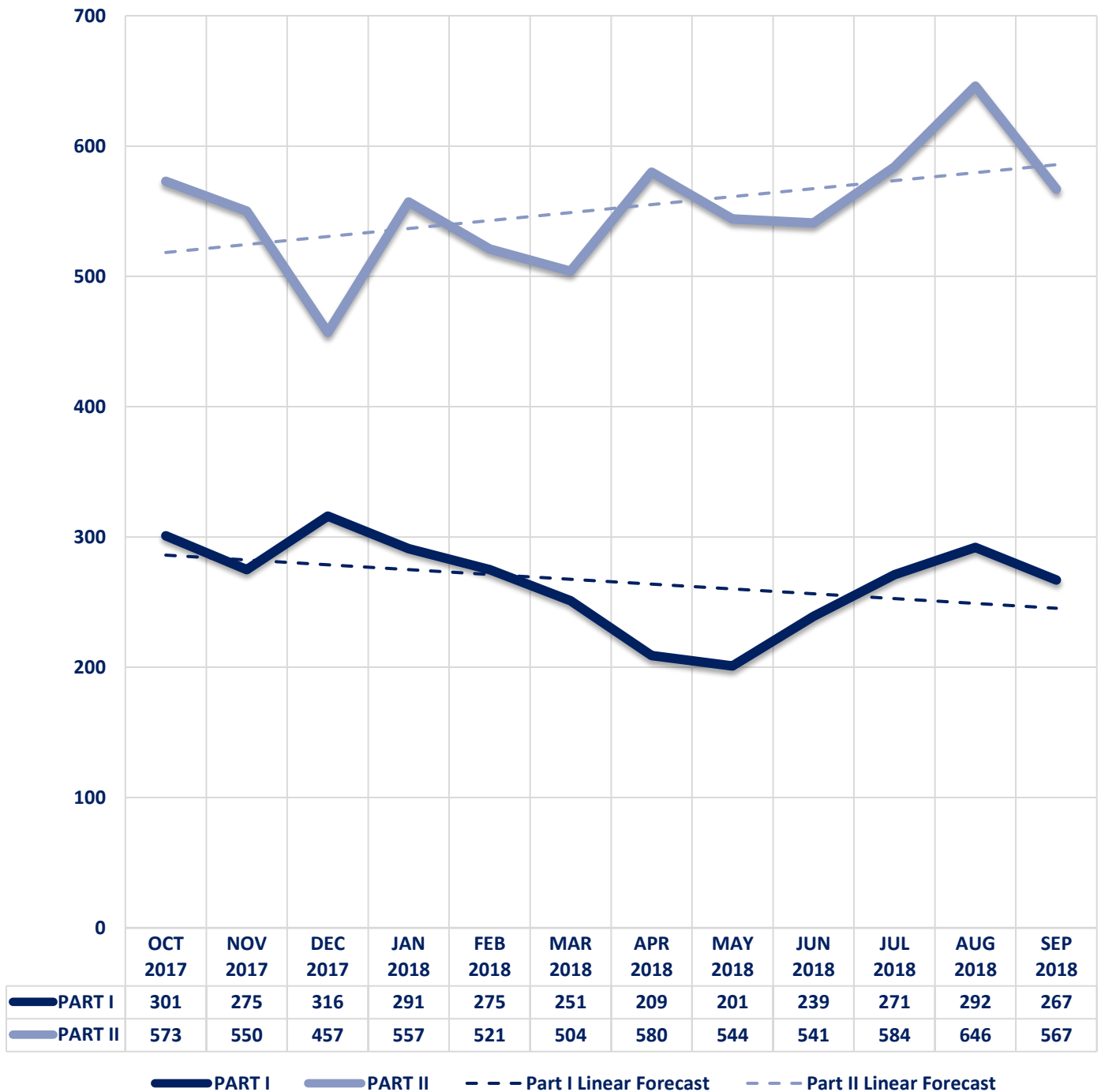


## Seized Drugs

TYPE	DOSES	STREET VALUE
Cocaine	113.0	\$ 1,130.00
Heroin	1228.2	\$ 12,282.28
Marijuana	493.4	\$ 2,960.56
Hallucinogens	30.9	\$ 61.73
Amphetamines	1530.8	\$ 15,308.01
<b>TOTAL</b>	<b>3396.3</b>	<b>\$ 31,742.58</b>



### Part I & II Offenses - One Year







## CITY COUNCIL DISTRICT #5

### MONTHLY OFFENSE SUMMARY

**OCTOBER 2018**

These figures represent preliminary counts of original Police Incident Reports and include all offenses within the above listed City Council District only. Full statistical analysis to determine the confidence level of this data has not been performed. The results contained herein are approximate in relation to the listed area and may not fully coincide with data shown in other areas of SLCPD's Crime Statistics page such as Calls for Service, Crimes Trending, and Crime Reports due to and reflective of departmental procedures that were in place at the time the event occurred and the date this data was compiled. Results displayed are not distinguished as attempted or completed crimes, do not include other calls for police service, and only represent police service where a report was made. Police Incident Reports are classified by primary offense categories as defined by the Uniform Crime Reporting (UCR) system, however for this report all offenses are included, and each incident may have more than one offense listed on it. In cases where there is more than one offense listed, all offenses are counted individually. Although every reasonable verification effort is made, the accuracy of any data is subject to the constraints of the report generation process as well as the manner, format, and point in time of any query.

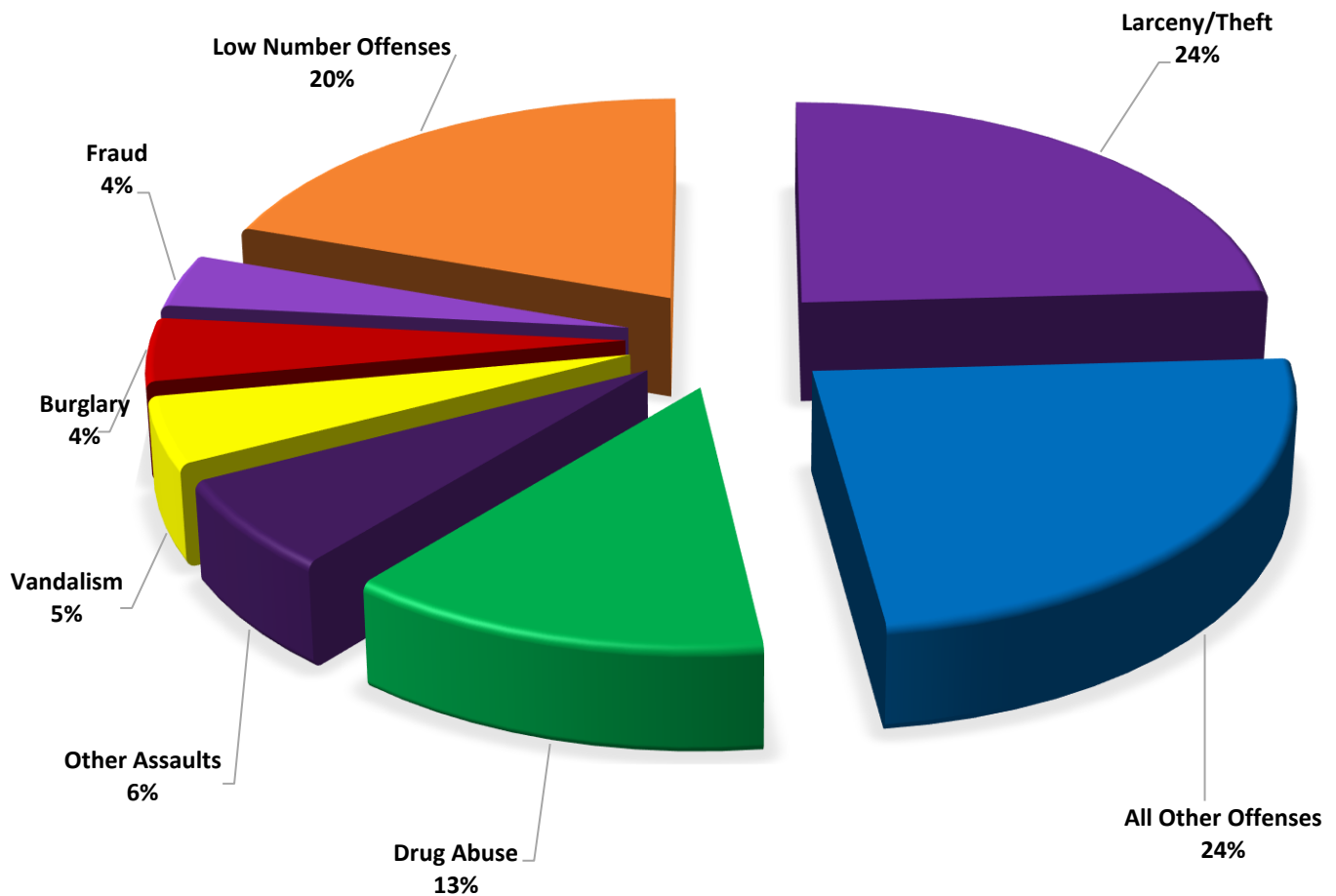
---

<b>PART I OFFENSES:</b>	Chosen by the FBI as Part I Offenses because they are serious crimes that occur with regularity in all areas of the country and are likely to be reported to Police.
<b>PART II OFFENSES:</b>	All other crimes other than the eight Part I Offenses. The Uniform Crime Reporting Program gathers only arrest data for Part II Offenses, however, SLCPD results displayed in this document display all Part II Offenses, regardless of the presence of arrest data.
<b>ALL OTHER OFFENSES:</b>	Under the Part II Offense section, 'All Other Offenses' include Peeping Tom, Trespass, Kidnap/Abduction, Pornography, Extortion/Blackmail, Bribery, Warrants, Sexual Offenses, Obstruction, Public Peace, and Hit & Run.
<b>NON-UCR OFFENSES:</b>	Non-UCR Offenses include reports for all other offenses not classified as a Part I or Part II Offense. Results displayed separate some of these offenses such as Ambulance Calls, Deaths, Missing Persons, Suicides, Suspicious Activity, and Traffic Accidents.
<b>ALL OTHER NON-UCR:</b>	Under the Non-UCR category, 'All Other' include the remainder of offenses not classified as Part I or Part II and not separated from the Non-UCR Offenses. These include things such as Loud Parties, Barking Dogs, Mentally Ill Subjects, Citizen Assistance, etc.
<b>LOW NUMBER OFFENSES:</b>	On page two, in the interest of space and allowing for easier viewing, the category titled 'Low Number Offenses' include Part I and Part II Offenses from page one that have totals under the amount of 31.

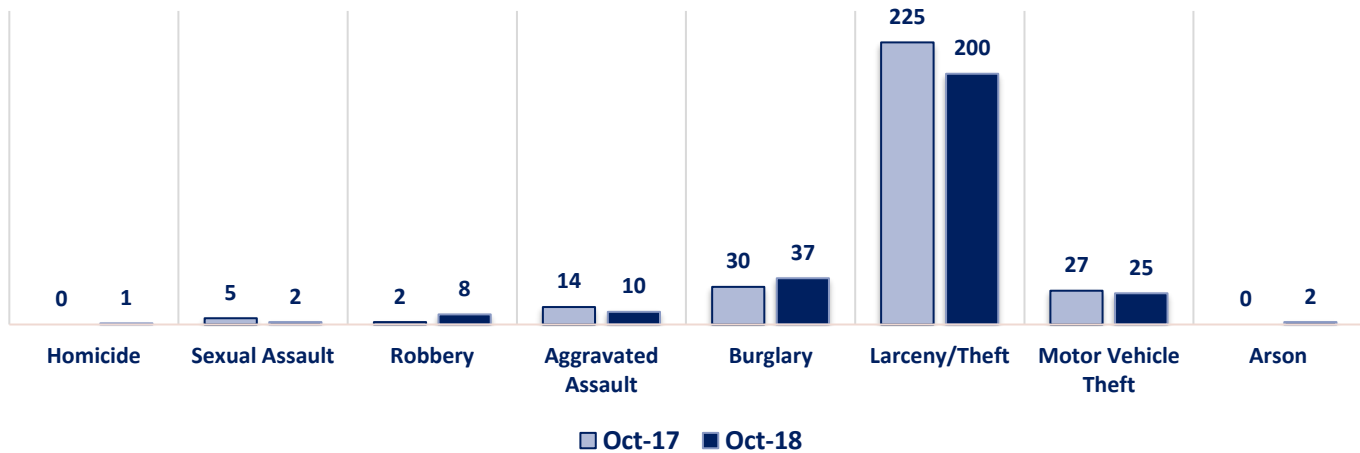
## Offenses

PART I OFFENSES	OFFENSE	OCT 17	OCT 18	OFFENSE	OCT 17	OCT 18	PART II OFFENSES
	Homicide	0	1	Other Assaults	61	53	
	Sexual Assault	5	2	Forgery/Counterfeit	6	11	
	Robbery	2	8	Fraud	42	31	
	Aggravated Assault	14	10	Embezzlement	1	0	
	Burglary	30	37	Stolen Property	6	9	
	Larceny/Theft	225	200	Vandalism	57	39	
	Motor Vehicle Theft	27	25	Weapons	4	7	
	Arson	0	2	Prostitution	6	16	
PART I TOTALS		303	285	Sex Offenses	2	1	PART II OFFENSES
NON-UCR OFFENSES	Ambulance Calls	18	22	Drug Abuse	114	108	
	Deaths	4	7	Gambling	0	1	
	Missing Persons	8	6	Family Offenses	31	31	
	Suicides	0	2	DUI	9	4	
	Suspicious Activity	11	17	Liquor Laws	1	2	
	Traffic Accidents	0	0	Drunkenness	16	16	
	All Other	340	306	Disorderly Conduct	9	13	
NON-UCR TOTALS		381	360	All Other Offenses	211	198	
TOTALS	PART I OFFENSES	303	285	Curfew/Loitering	0	0	
	PART II OFFENSES	587	544	Runaway	11	4	
	NON-UCR OFFENSES	381	360	PART II TOTALS	587	544	
	TOTAL	1271	1189				

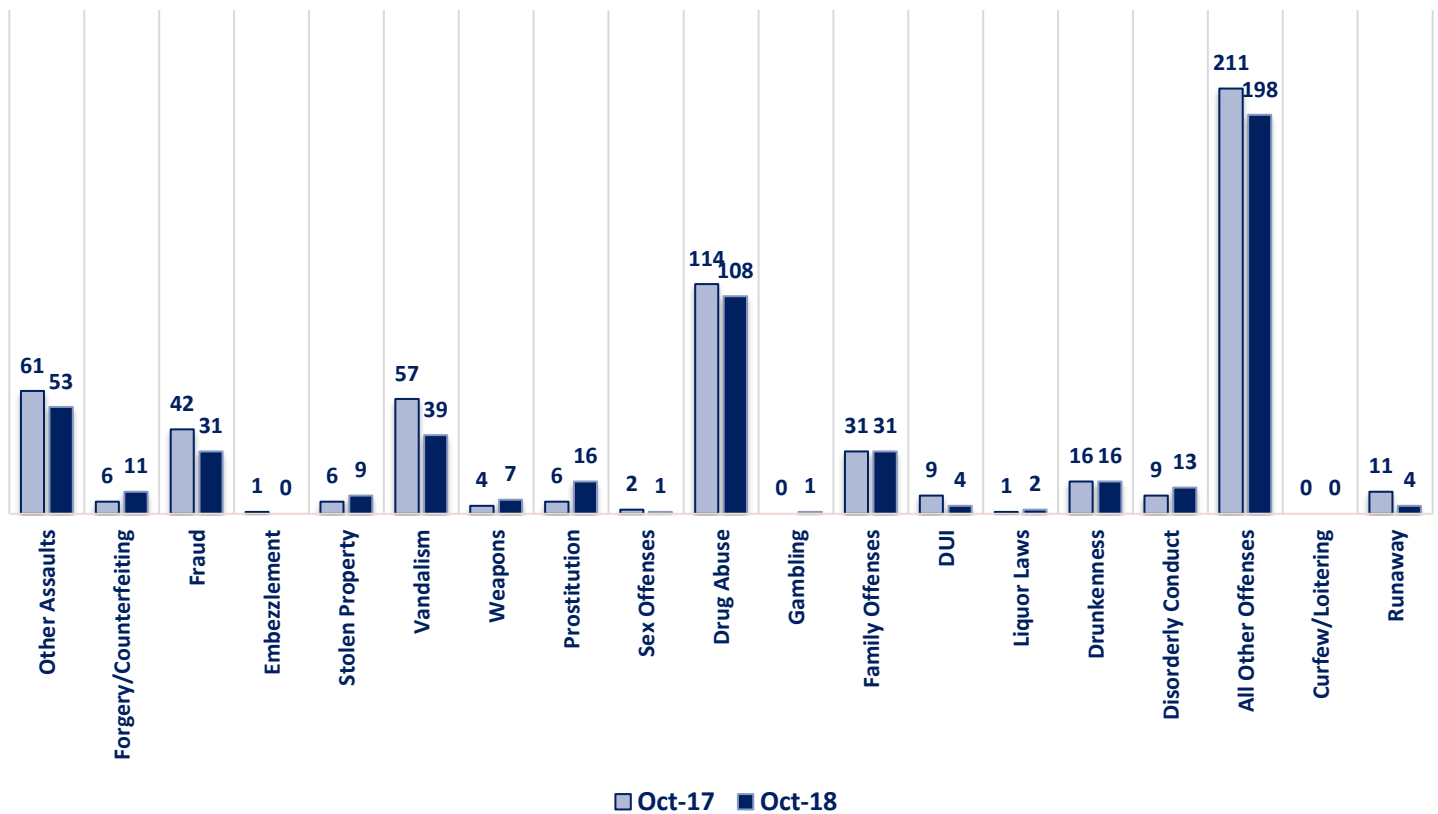
## OCTOBER 2018 - PART I & II OFFENSE PERCENTAGES



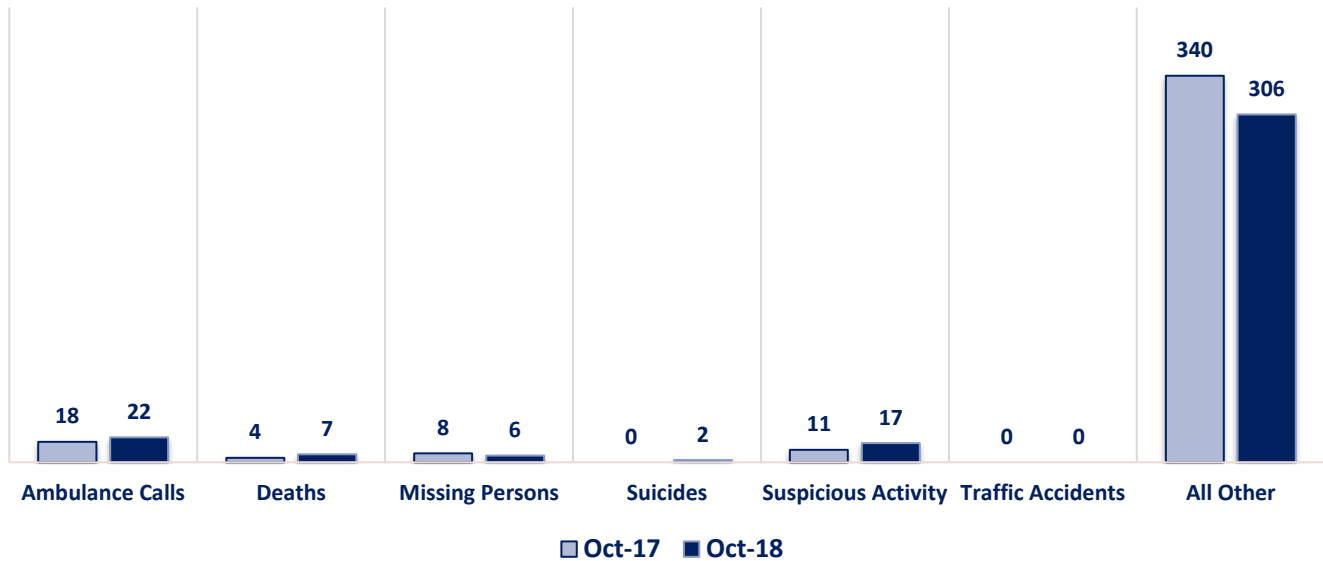
### Part I Offenses



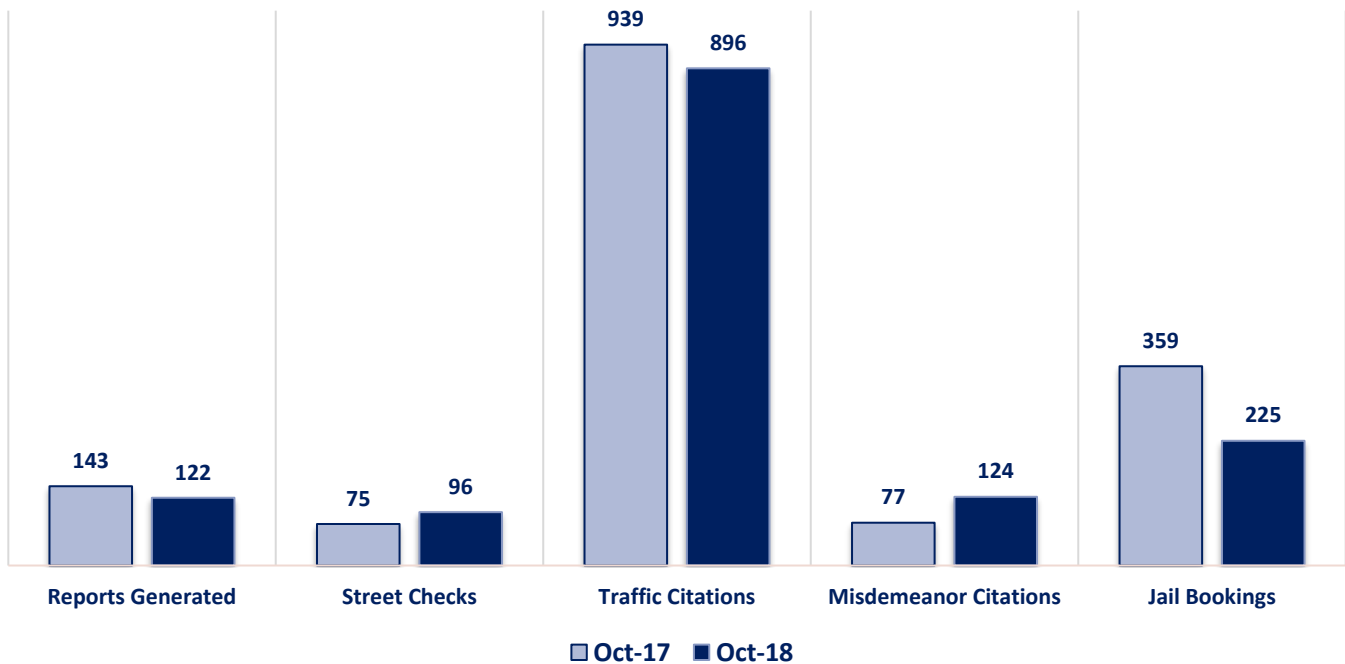
### Part II Offenses



### Non-UCR Offenses

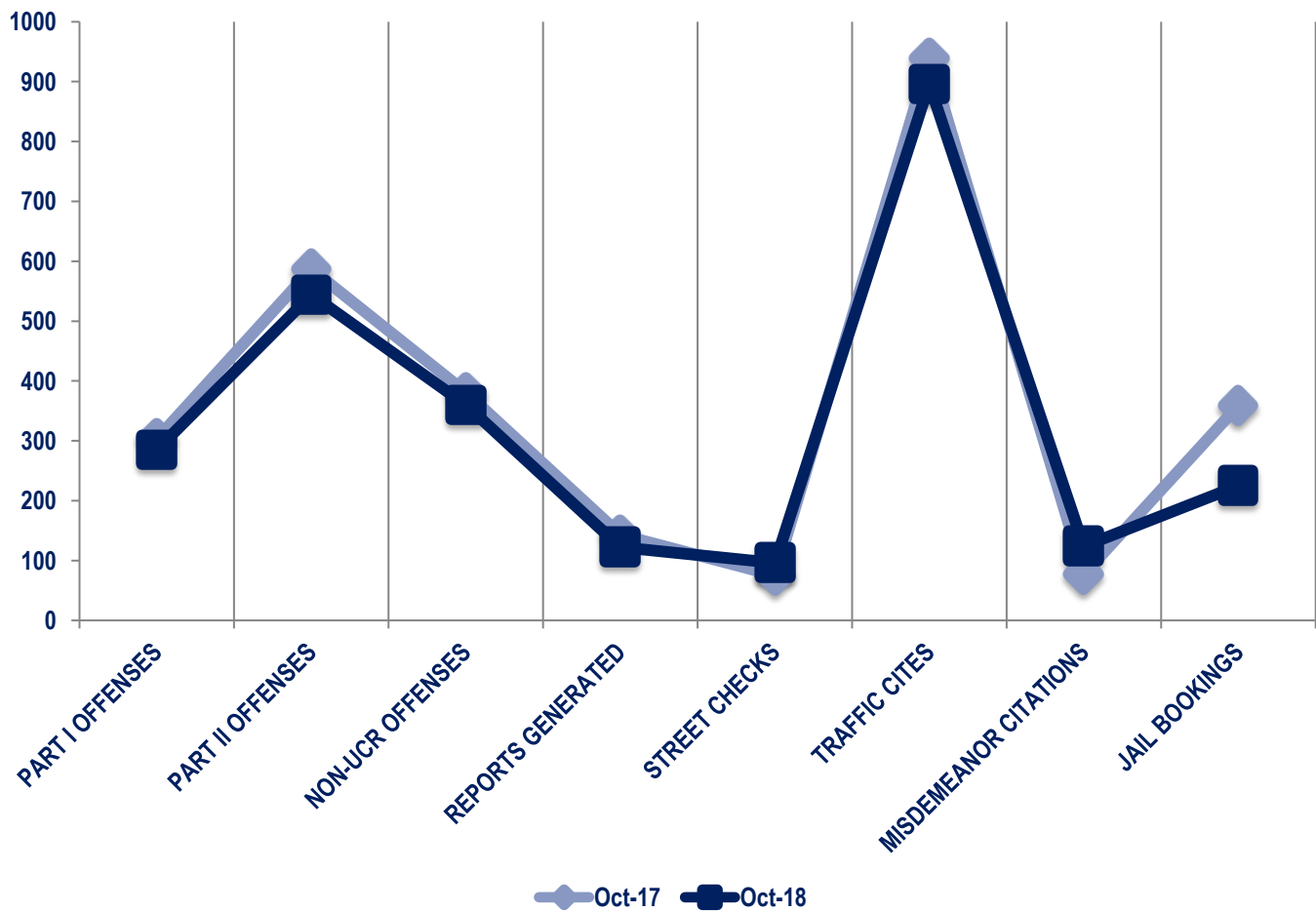


### Other Event Totals



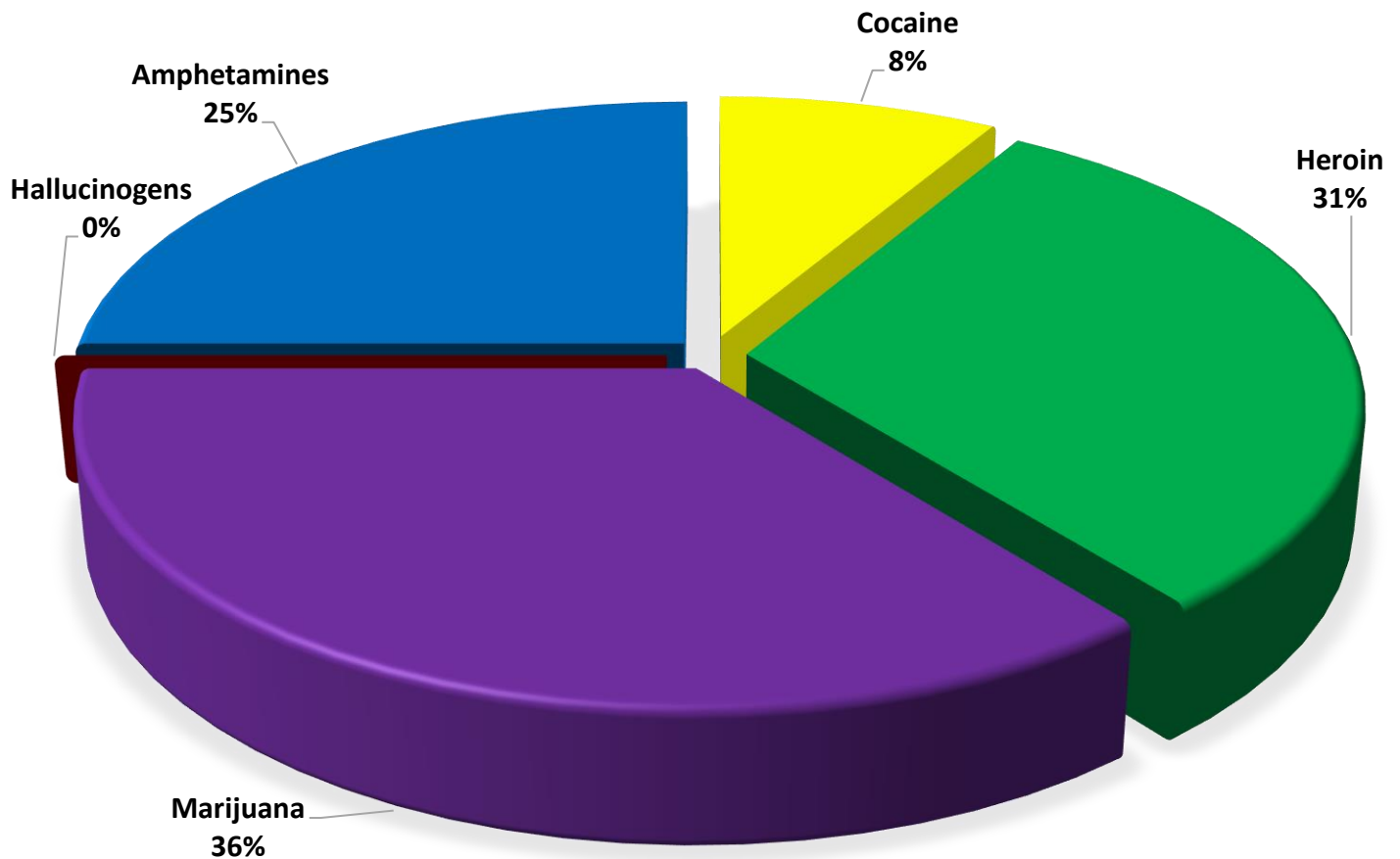
### Combined Offense/Event Trends

	OCT 2017	OCT 2018
<b>Part I Offenses</b>	303	285
<b>Part II Offenses</b>	587	544
<b>NonUCR Offenses</b>	381	360
<b>Reports Generated</b>	143	122
<b>Street Checks</b>	75	96
<b>Traffic Citations</b>	939	896
<b>Misdemeanor Citations</b>	77	124
<b>Jail Bookings</b>	359	225

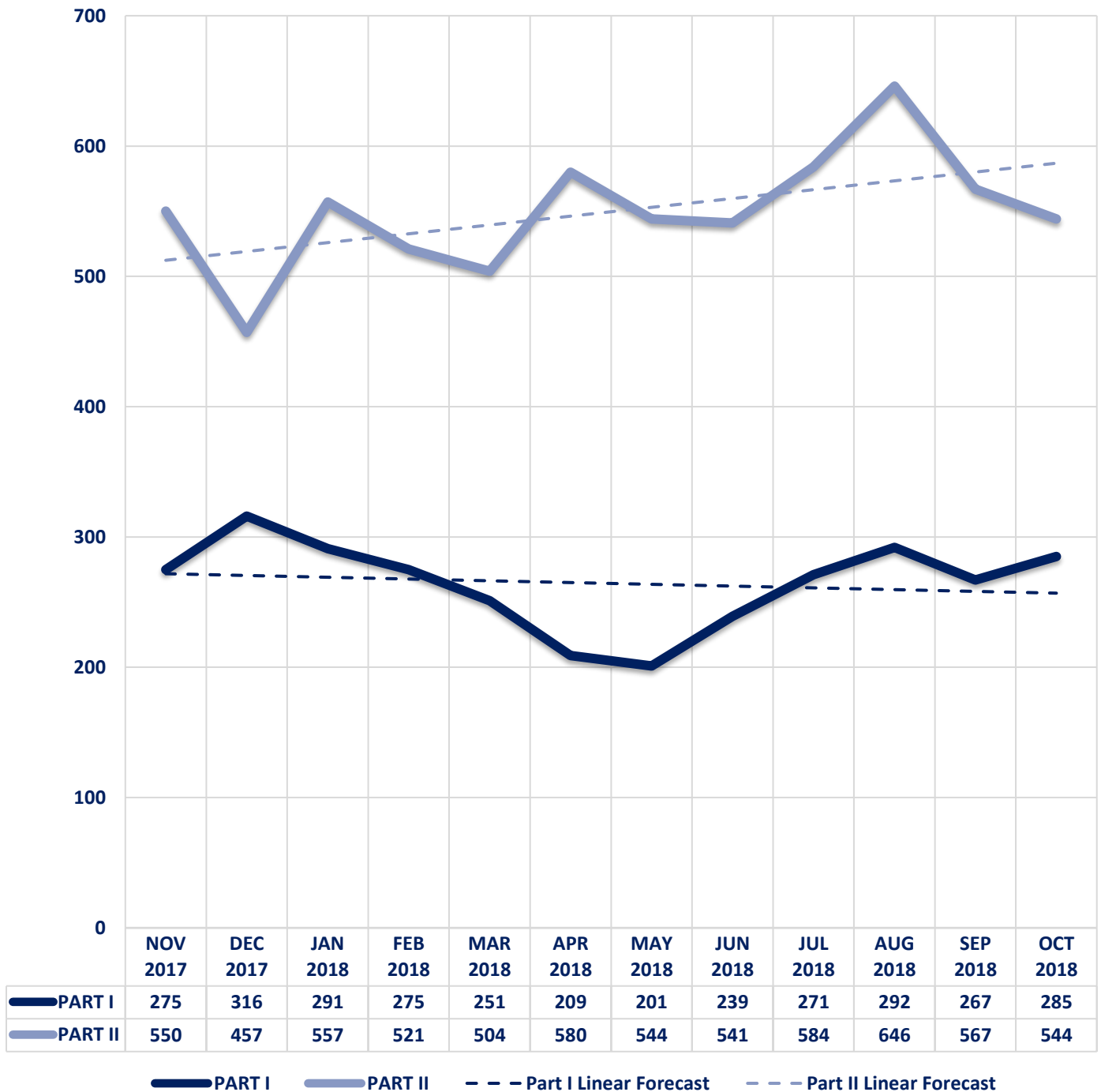


### Seized Drugs

TYPE	DOSES	STREET VALUE
Cocaine	97.0	\$ 970.00
Heroin	347.1	\$ 3,471.00
Marijuana	404.6	\$ 2,427.50
Hallucinogens	0.0	\$ -
Amphetamines	282.9	\$ 2,828.63
<b>TOTAL</b>	<b>1131.5</b>	<b>\$ 9,697.13</b>



### Part I & II Offenses - One Year







## CITY COUNCIL DISTRICT #5

### MONTHLY OFFENSE SUMMARY

**NOVEMBER 2018**

These figures represent preliminary counts of original Police Incident Reports and include all offenses within the above listed City Council District only. Full statistical analysis to determine the confidence level of this data has not been performed. The results contained herein are approximate in relation to the listed area and may not fully coincide with data shown in other areas of SLCPD's Crime Statistics page such as Calls for Service, Crimes Trending, and Crime Reports due to and reflective of departmental procedures that were in place at the time the event occurred and the date this data was compiled. Results displayed are not distinguished as attempted or completed crimes, do not include other calls for police service, and only represent police service where a report was made. Police Incident Reports are classified by primary offense categories as defined by the Uniform Crime Reporting (UCR) system, however for this report all offenses are included, and each incident may have more than one offense listed on it. In cases where there is more than one offense listed, all offenses are counted individually. Although every reasonable verification effort is made, the accuracy of any data is subject to the constraints of the report generation process as well as the manner, format, and point in time of any query.

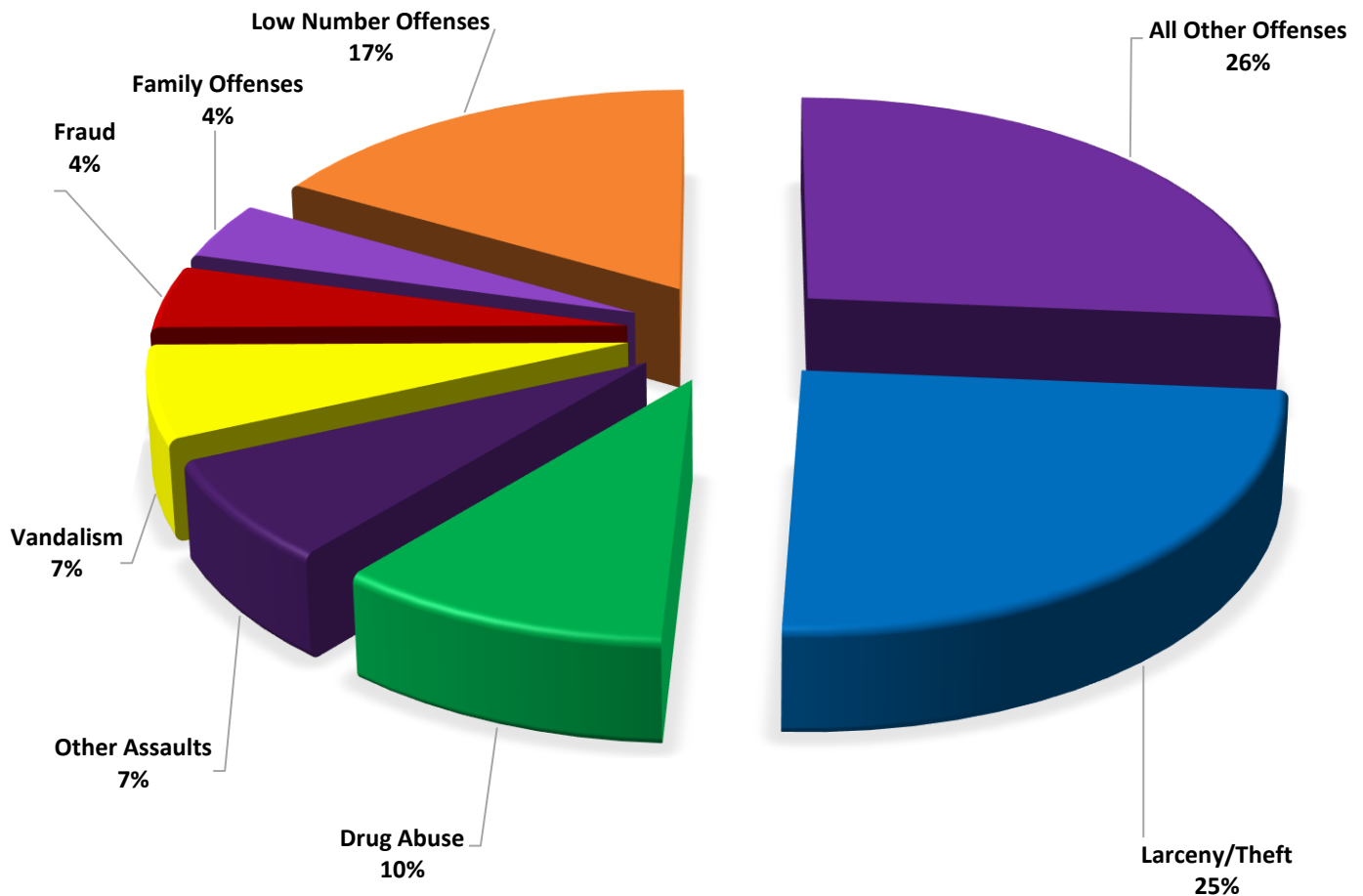
---

<b>PART I OFFENSES:</b>	Chosen by the FBI as Part I Offenses because they are serious crimes that occur with regularity in all areas of the country and are likely to be reported to Police.
<b>PART II OFFENSES:</b>	All other crimes other than the eight Part I Offenses. The Uniform Crime Reporting Program gathers only arrest data for Part II Offenses, however, SLCPD results displayed in this document display all Part II Offenses, regardless of the presence of arrest data.
<b>ALL OTHER OFFENSES:</b>	Under the Part II Offense section, 'All Other Offenses' include Peeping Tom, Trespass, Kidnap/Abduction, Pornography, Extortion/Blackmail, Bribery, Warrants, Sexual Offenses, Obstruction, Public Peace, and Hit & Run.
<b>NON-UCR OFFENSES:</b>	Non-UCR Offenses include reports for all other offenses not classified as a Part I or Part II Offense. Results displayed separate some of these offenses such as Ambulance Calls, Deaths, Missing Persons, Suicides, Suspicious Activity, and Traffic Accidents.
<b>ALL OTHER NON-UCR:</b>	Under the Non-UCR category, 'All Other' include the remainder of offenses not classified as Part I or Part II and not separated from the Non-UCR Offenses. These include things such as Loud Parties, Barking Dogs, Mentally Ill Subjects, Citizen Assistance, etc.
<b>LOW NUMBER OFFENSES:</b>	On page two, in the interest of space and allowing for easier viewing, the category titled 'Low Number Offenses' include Part I and Part II Offenses from page one that have totals under the amount of 24.

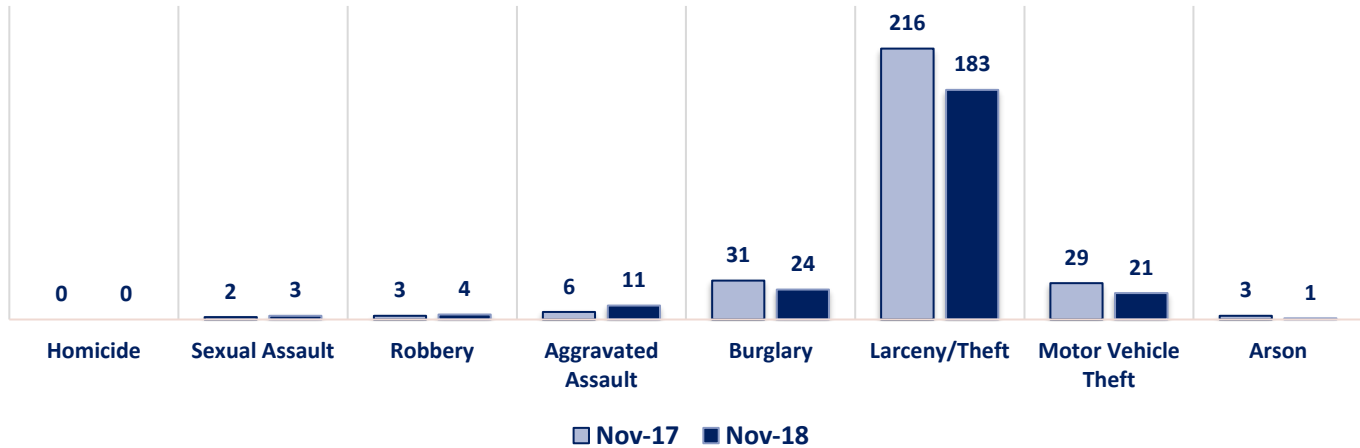
## Offenses

PART I OFFENSES	OFFENSE	NOV 17	NOV 18	OFFENSE	NOV 17	NOV 18	PART II OFFENSES
	Homicide	0	0	Other Assaults	51	54	
	Sexual Assault	2	3	Forgery/Counterfeit	5	6	
	Robbery	3	4	Fraud	36	33	
	Aggravated Assault	6	11	Embezzlement	0	0	
	Burglary	31	24	Stolen Property	7	7	
	Larceny/Theft	216	183	Vandalism	34	49	
	Motor Vehicle Theft	29	21	Weapons	5	5	
	Arson	3	1	Prostitution	9	6	
PART I TOTALS	290	247	Sex Offenses	4	2		
NON-UCR OFFENSES	Ambulance Calls	19	38	Drug Abuse	134	77	
	Deaths	10	3	Gambling	0	0	
	Missing Persons	5	9	Family Offenses	36	30	
	Suicides	0	2	DUI	16	6	
	Suspicious Activity	10	25	Liquor Laws	4	3	
	Traffic Accidents	0	0	Drunkenness	15	9	
	All Other	258	242	Disorderly Conduct	12	12	
	NON-UCR TOTALS	302	319	All Other Offenses	192	197	
	PART I OFFENSES	290	247	Curfew/Loitering	0	0	
PART II OFFENSES	569	501	Runaway	9	5		
NON-UCR OFFENSES	302	319	PART II TOTALS	569	501		
TOTALS	TOTAL	1161	1067				

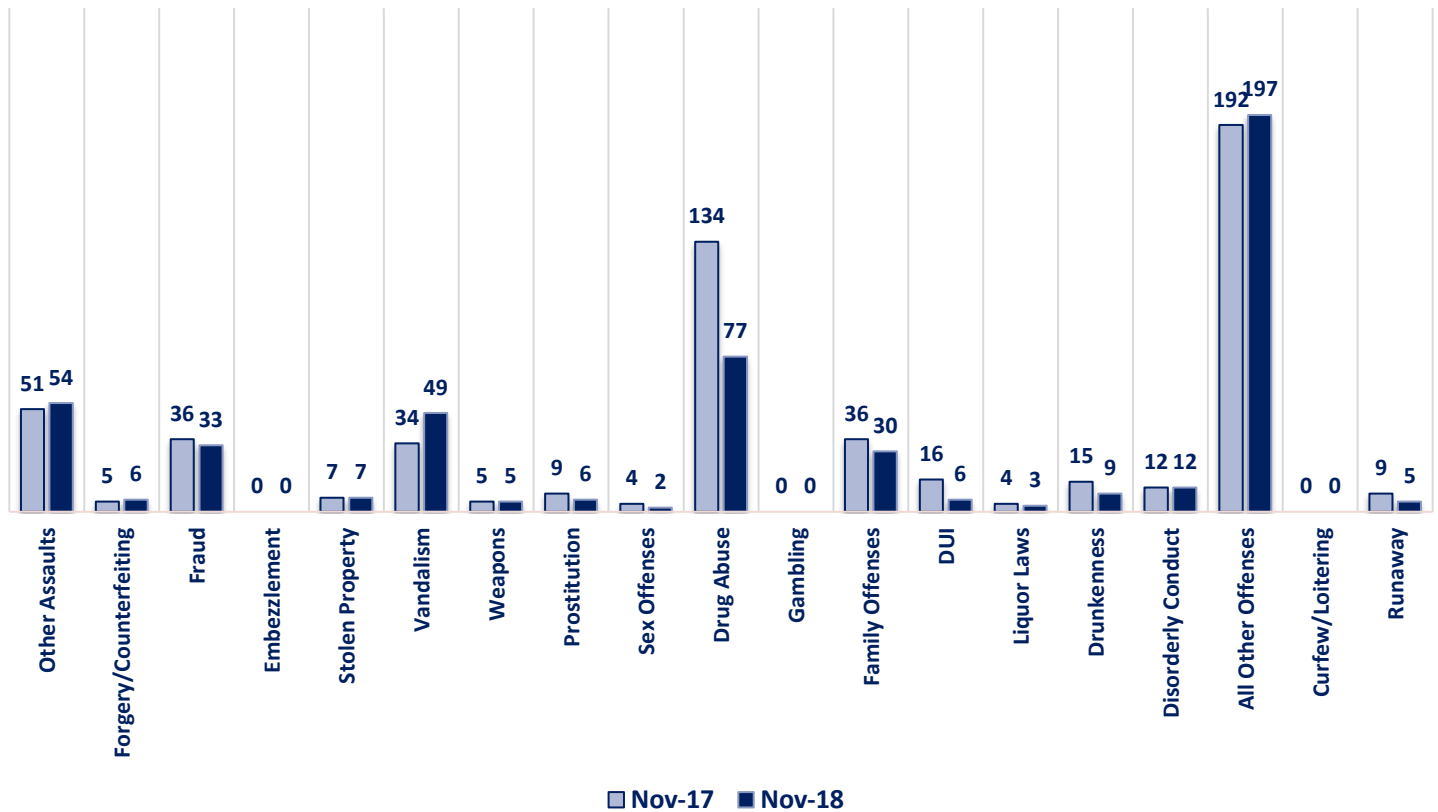
**NOVEMBER 2018 - PART I & II OFFENSE PERCENTAGES**



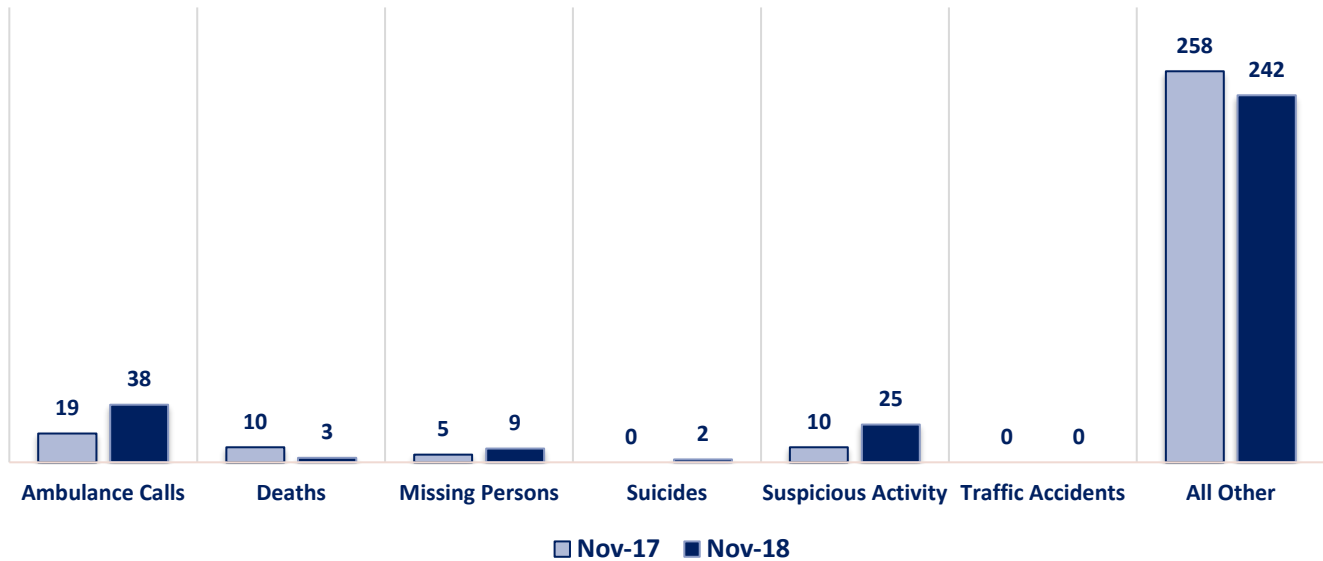
### Part I Offenses



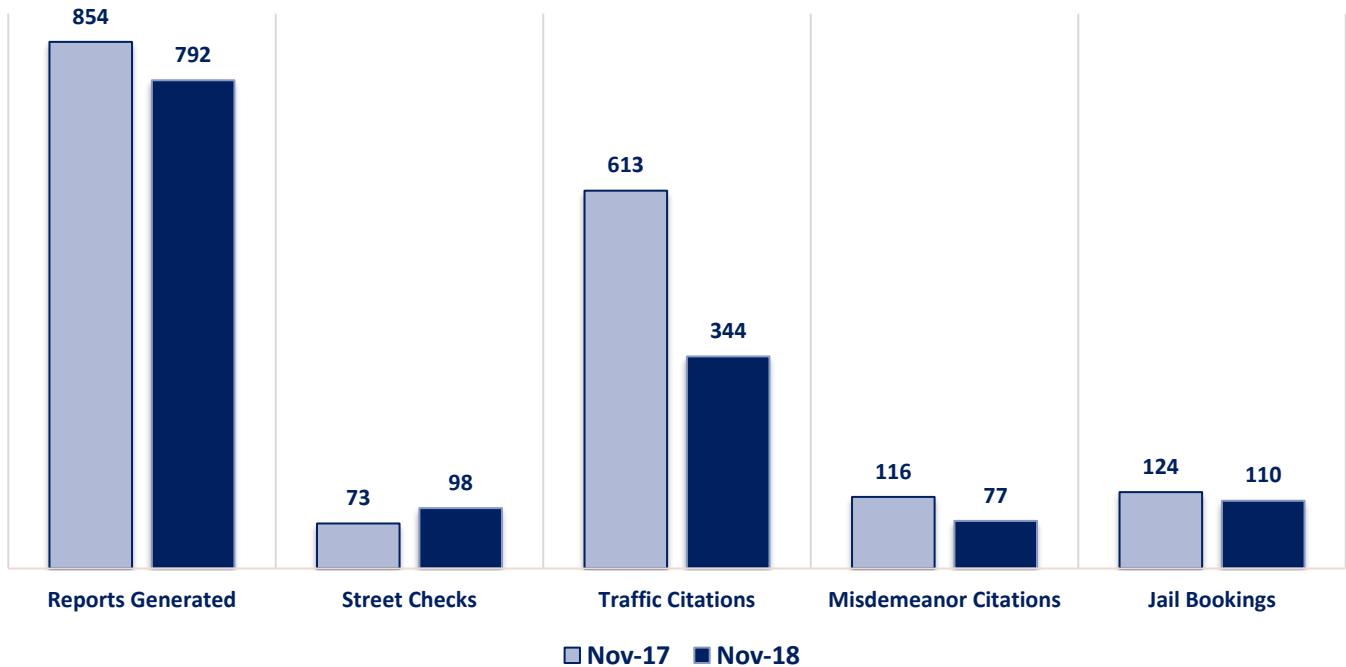
### Part II Offenses



### Non-UCR Offenses

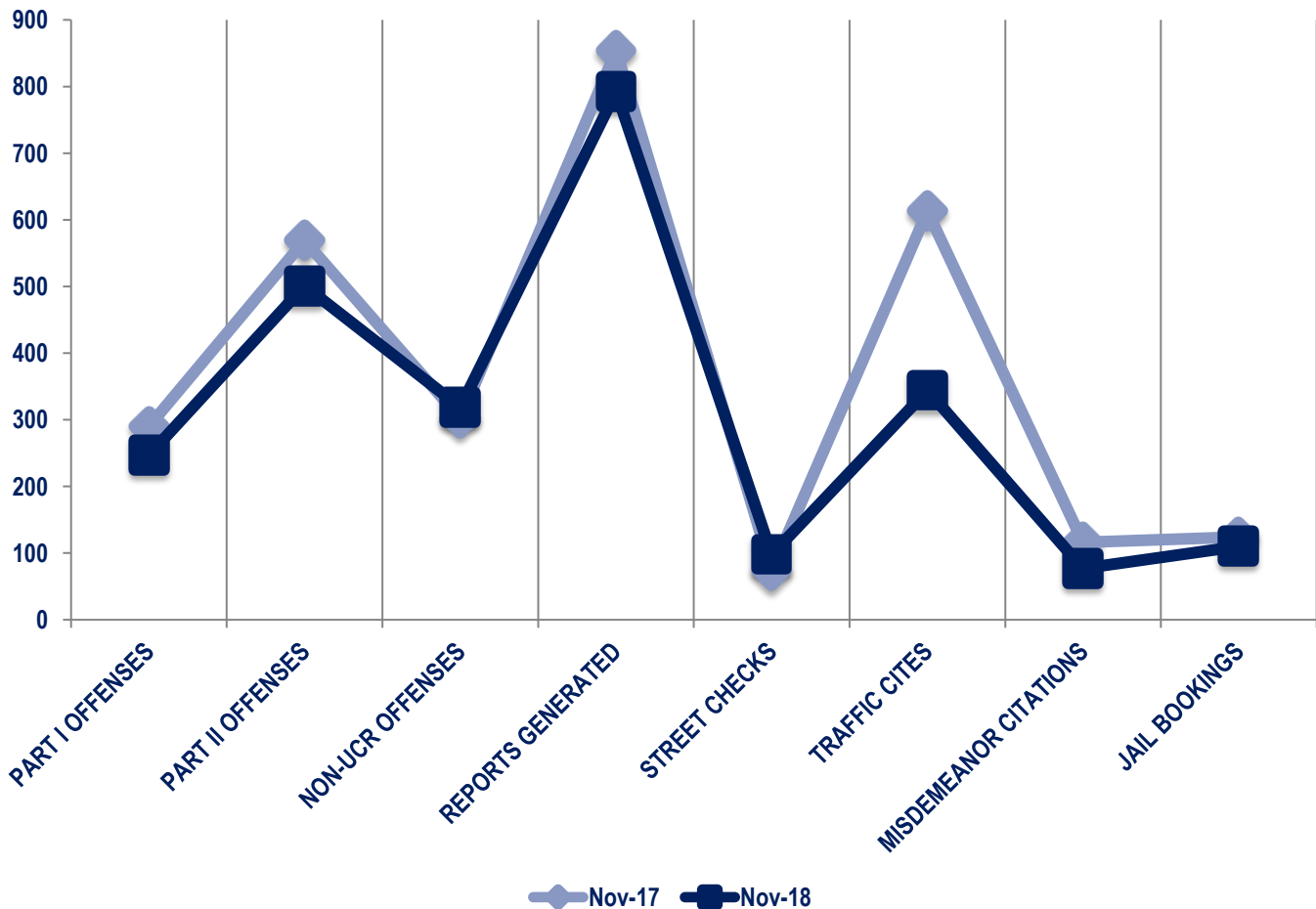


### Other Event Totals



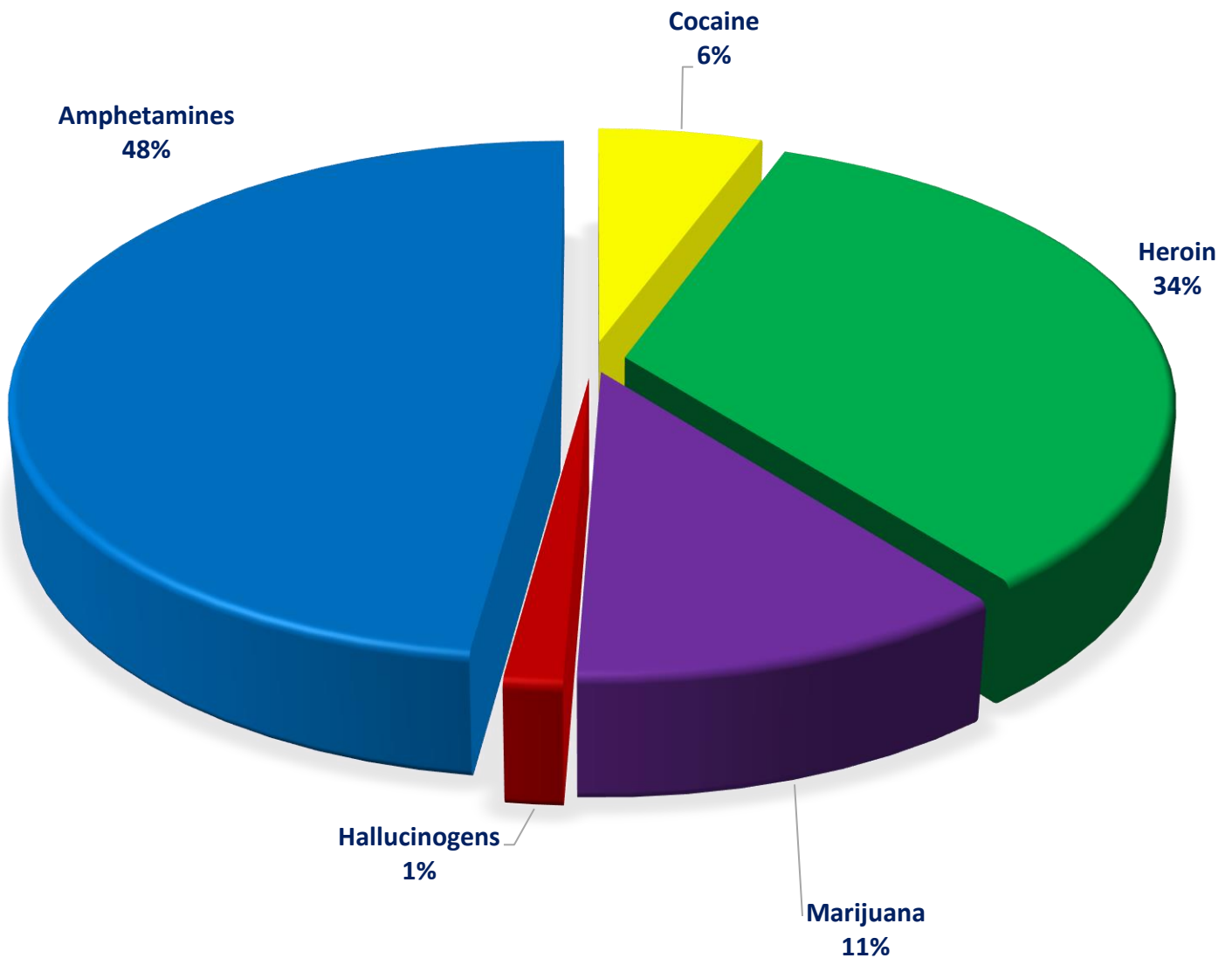
### Combined Offense/Event Trends

	NOV 2017	NOV 2018
<b>Part I Offenses</b>	290	247
<b>Part II Offenses</b>	569	501
<b>NonUCR Offenses</b>	302	319
<b>Reports Generated</b>	854	792
<b>Street Checks</b>	73	98
<b>Traffic Citations</b>	613	344
<b>Misdemeanor Citations</b>	116	77
<b>Jail Bookings</b>	124	110

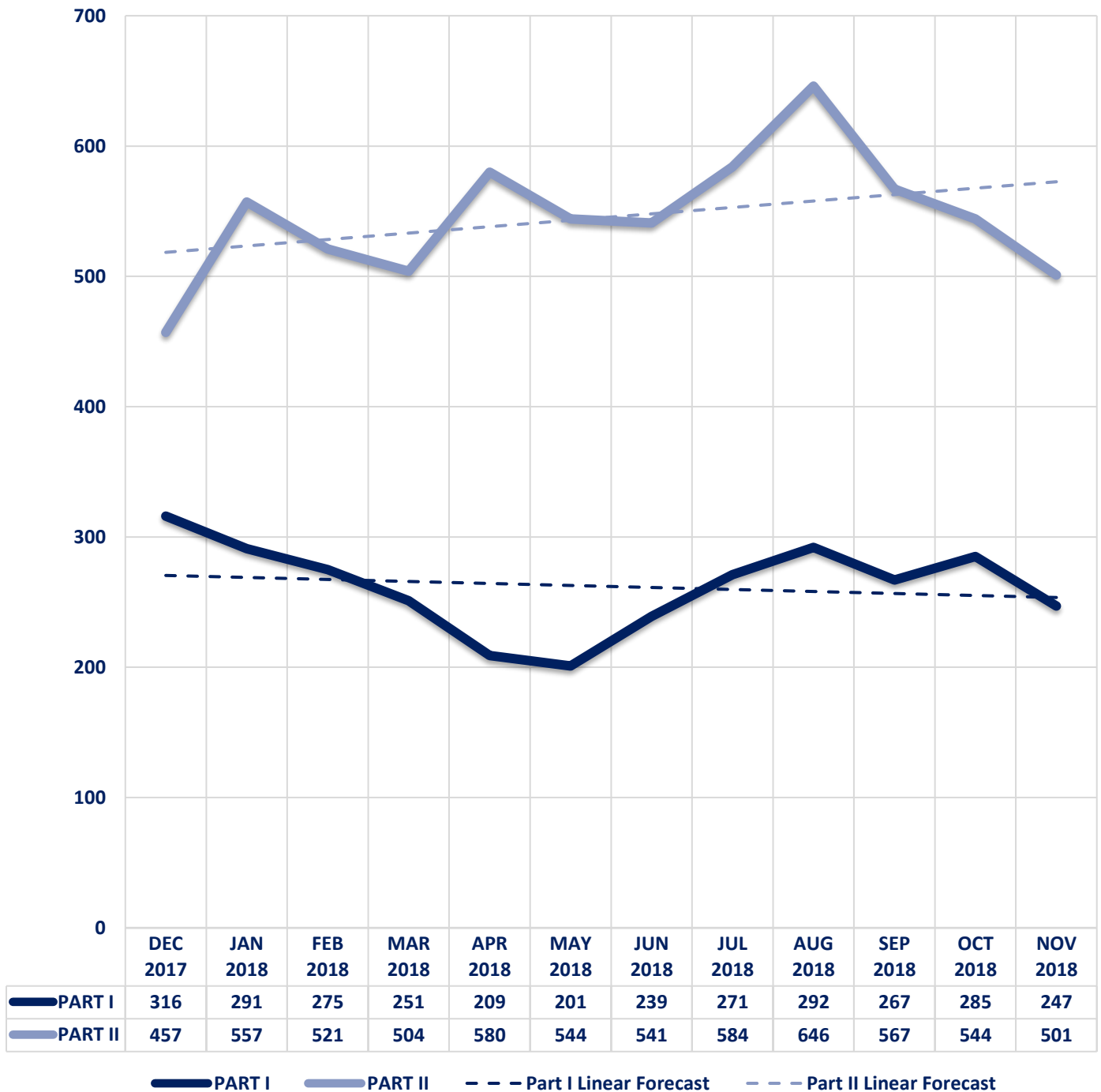


### Seized Drugs

TYPE	DOSES	STREET VALUE
Cocaine	20.0	\$ 200.00
Heroin	120.0	\$ 1,200.00
Marijuana	39.7	\$ 238.48
Hallucinogens	5.3	\$ 10.58
Amphetamines	170.0	\$ 1,700.00
<b>TOTAL</b>	<b>355.0</b>	<b>\$ 3,349.06</b>



### Part I & II Offenses - One Year







## CITY COUNCIL DISTRICT #5 MONTHLY OFFENSE SUMMARY

DECEMBER 2018

These figures represent preliminary counts of original Police Incident Reports and include all offenses within the above listed City Council District only. Full statistical analysis to determine the confidence level of this data has not been performed. The results contained herein are approximate in relation to the listed area and may not fully coincide with data shown in other areas of SLCPD's Crime Statistics page such as Calls for Service, Crimes Trending, and Crime Reports due to and reflective of departmental procedures that were in place at the time the event occurred and the date this data was compiled. Results displayed are not distinguished as attempted or completed crimes, do not include other calls for police service, and only represent police service where a report was made. Police Incident Reports are classified by primary offense categories as defined by the Uniform Crime Reporting (UCR) system, however for this report all offenses are included, and each incident may have more than one offense listed on it. In cases where there is more than one offense listed, all offenses are counted individually. Although every reasonable verification effort is made, the accuracy of any data is subject to the constraints of the report generation process as well as the manner, format, and point in time of any query.

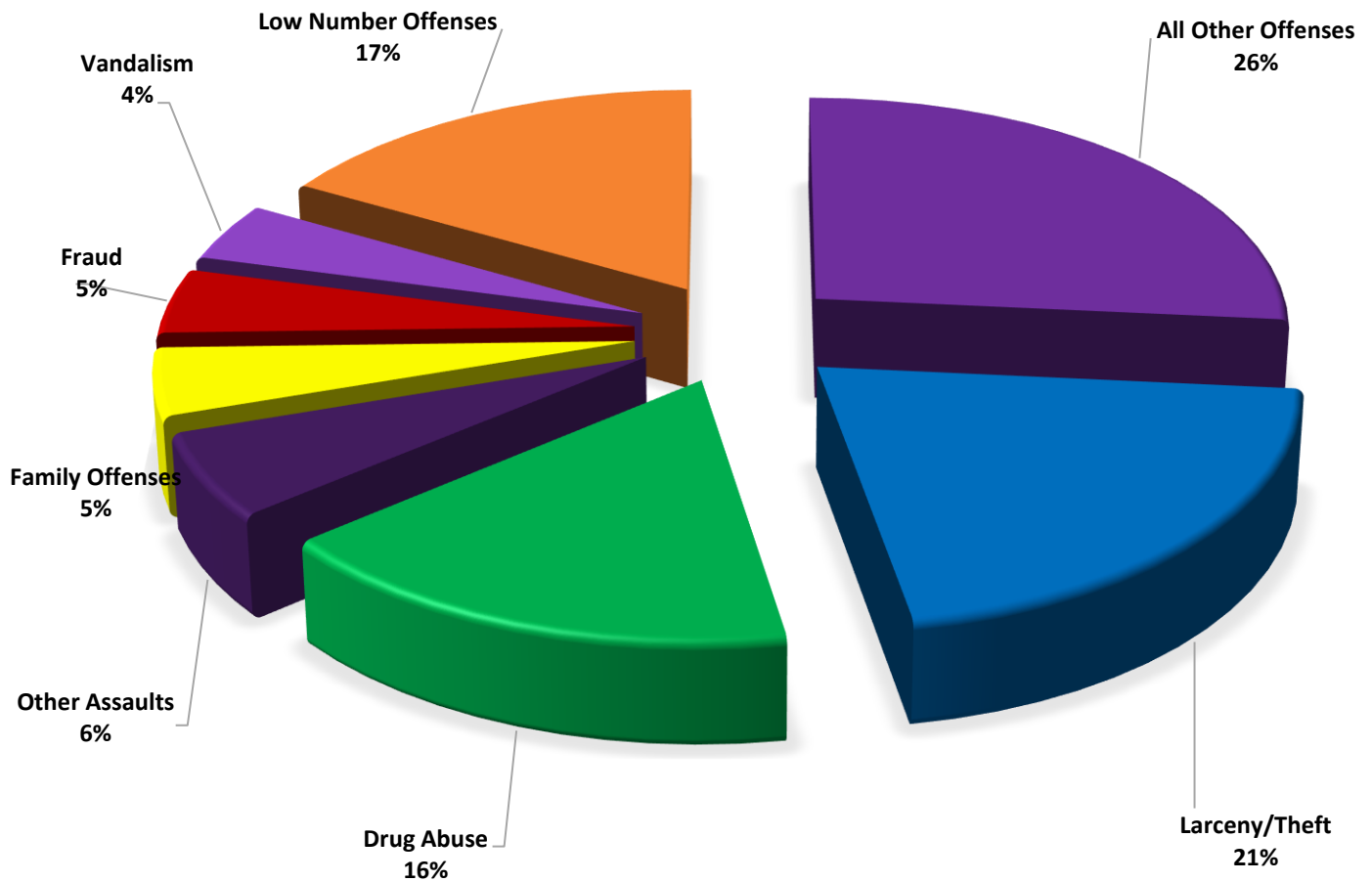
---

<b>PART I OFFENSES:</b>	Chosen by the FBI as Part I Offenses because they are serious crimes that occur with regularity in all areas of the country and are likely to be reported to Police.
<b>PART II OFFENSES:</b>	All other crimes other than the eight Part I Offenses. The Uniform Crime Reporting Program gathers only arrest data for Part II Offenses, however, SLCPD results displayed in this document display all Part II Offenses, regardless of the presence of arrest data.
<b>ALL OTHER OFFENSES:</b>	Under the Part II Offense section, 'All Other Offenses' include Peeping Tom, Trespass, Kidnap/Abduction, Pornography, Extortion/Blackmail, Bribery, Warrants, Sexual Offenses, Obstruction, Public Peace, and Hit & Run.
<b>NON-UCR OFFENSES:</b>	Non-UCR Offenses include reports for all other offenses not classified as a Part I or Part II Offense. Results displayed separate some of these offenses such as Ambulance Calls, Deaths, Missing Persons, Suicides, Suspicious Activity, and Traffic Accidents.
<b>ALL OTHER NON-UCR:</b>	Under the Non-UCR category, 'All Other' include the remainder of offenses not classified as Part I or Part II and not separated from the Non-UCR Offenses. These include things such as Loud Parties, Barking Dogs, Mentally Ill Subjects, Citizen Assistance, etc.
<b>LOW NUMBER OFFENSES:</b>	On page two, in the interest of space and allowing for easier viewing, the category titled 'Low Number Offenses' include Part I and Part II Offenses from page one that have totals under the amount of 20.

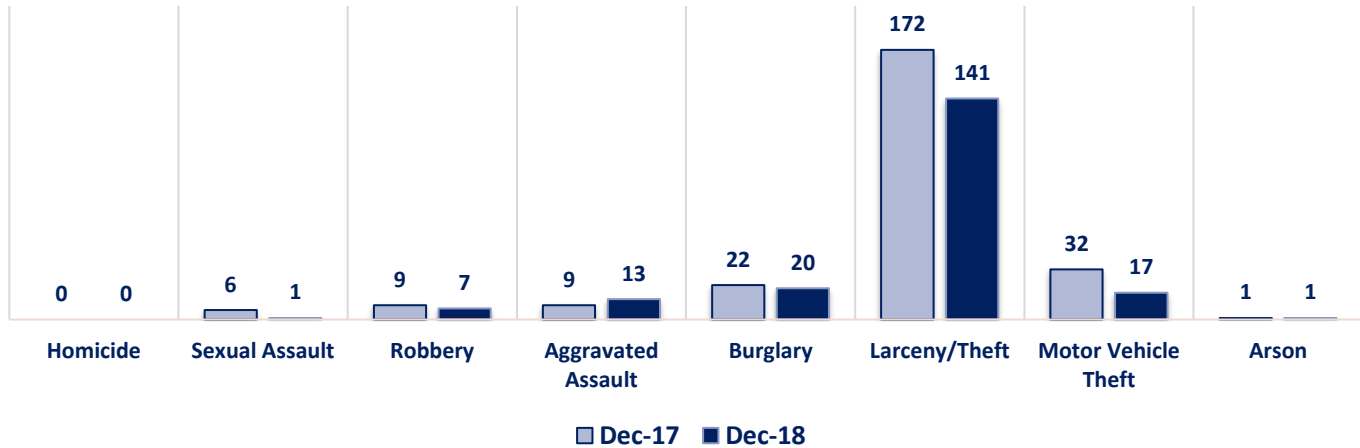
## Offenses

PART I OFFENSES	OFFENSE	DEC 17	DEC 18	OFFENSE	DEC 17	DEC 18	PART II OFFENSES
	Homicide	0	0	Other Assaults	46	40	
	Sexual Assault	6	1	Forgery/Counterfeit	8	8	
	Robbery	9	7	Fraud	28	31	
	Aggravated Assault	9	13	Embezzlement	1	0	
	Burglary	22	20	Stolen Property	12	10	
	Larceny/Theft	172	141	Vandalism	27	28	
	Motor Vehicle Theft	32	17	Weapons	5	3	
	Arson	1	1	Prostitution	8	1	
NON-UCR OFFENSES	<b>PART I TOTALS</b>	<b>251</b>	<b>200</b>	Sex Offenses	1	4	PART II OFFENSES
	Ambulance Calls	16	20	Drug Abuse	100	112	
	Deaths	2	3	Gambling	0	0	
	Missing Persons	4	4	Family Offenses	31	32	
	Suicides	2	1	DUI	6	7	
	Suspicious Activity	12	11	Liquor Laws	2	2	
	Traffic Accidents	0	0	Drunkenness	19	9	
	All Other	266	280	Disorderly Conduct	6	5	
	<b>NON-UCR TOTALS</b>	<b>302</b>	<b>319</b>	All Other Offenses	174	179	
TOTALS	<b>PART I OFFENSES</b>	<b>251</b>	<b>200</b>	Curfew/Loitering	0	1	PART II OFFENSES
	<b>PART II OFFENSES</b>	<b>474</b>	<b>476</b>	Runaway	0	4	
	<b>NON-UCR OFFENSES</b>	<b>302</b>	<b>319</b>	<b>PART II TOTALS</b>	<b>474</b>	<b>476</b>	
	<b>TOTAL</b>	<b>1027</b>	<b>995</b>				

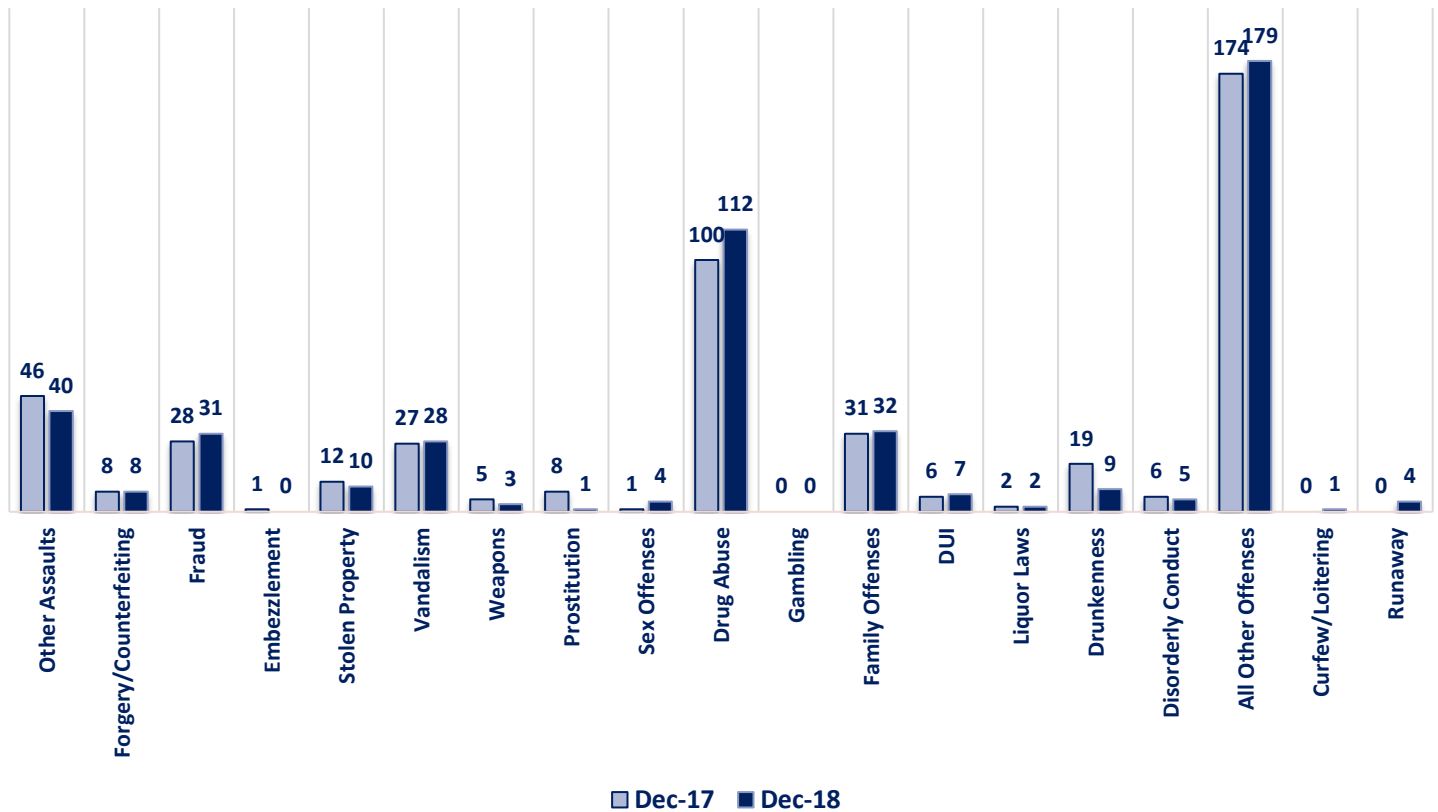
## DECEMBER 2018 - PART I & II OFFENSE PERCENTAGES



### Part I Offenses



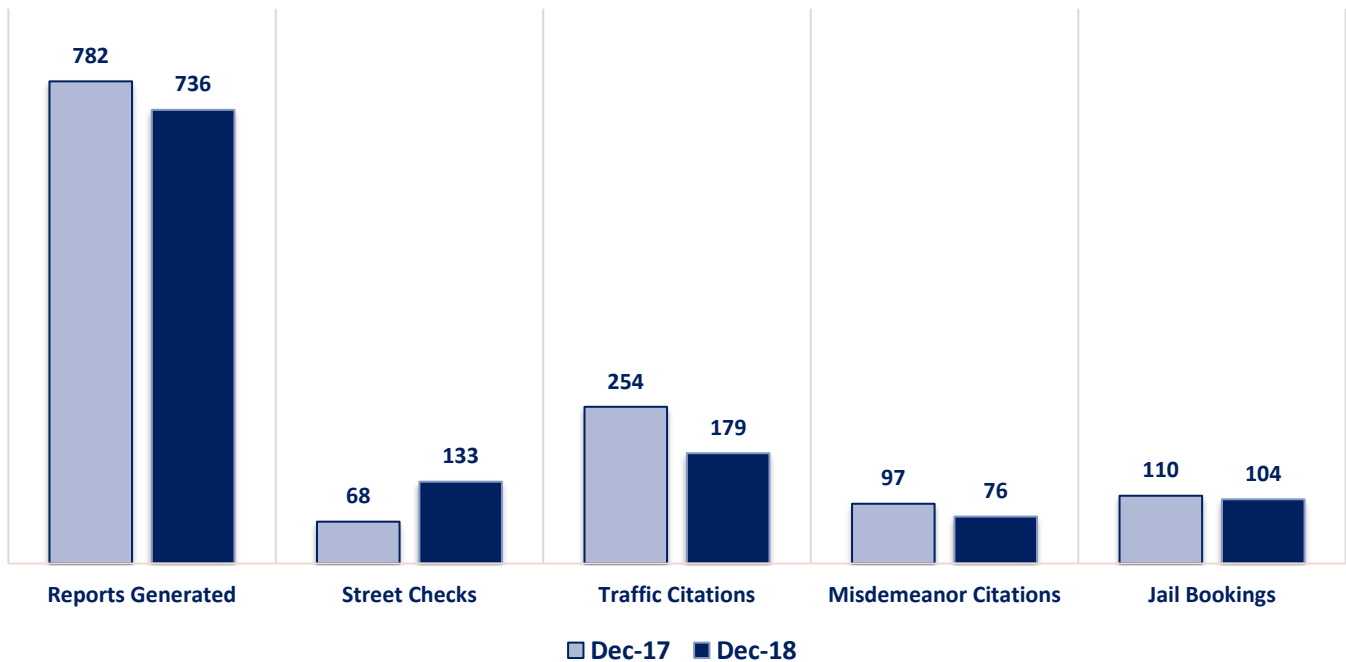
### Part II Offenses



### Non-UCR Offenses

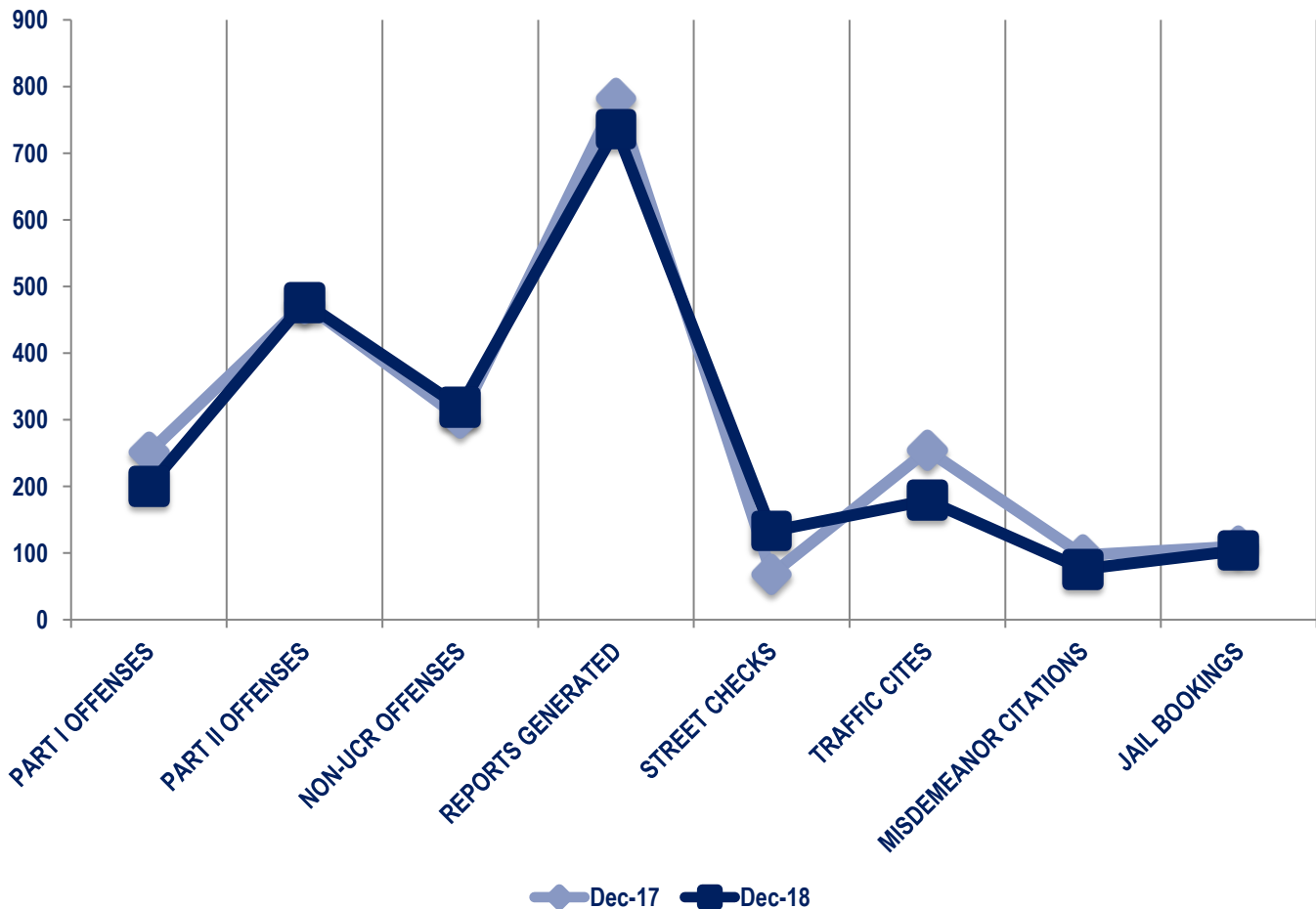


### Other Event Totals



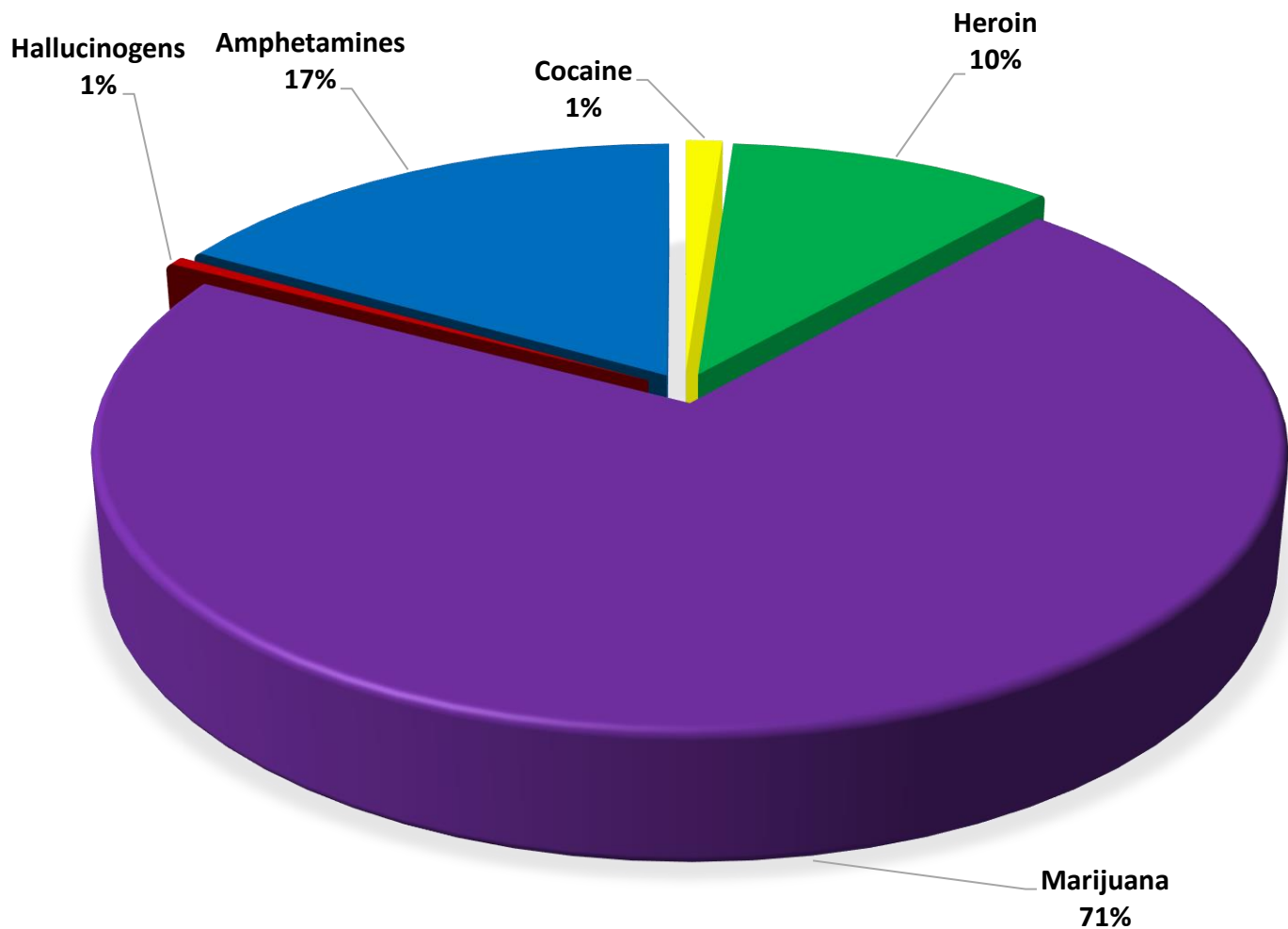
### Combined Offense/Event Trends

	DEC 2017	DEC 2018
<b>Part I Offenses</b>	251	200
<b>Part II Offenses</b>	474	476
<b>NonUCR Offenses</b>	302	319
<b>Reports Generated</b>	782	736
<b>Street Checks</b>	68	133
<b>Traffic Citations</b>	254	179
<b>Misdemeanor Citations</b>	97	76
<b>Jail Bookings</b>	110	104



## Seized Drugs

TYPE	DOSES	STREET VALUE
Cocaine	70.0	\$ 700.00
Heroin	623.8	\$ 6,237.83
Marijuana	4281.0	\$ 25,686.00
Hallucinogens	29.3	\$ 58.55
Amphetamines	1011.3	\$ 10,113.00
<b>TOTAL</b>	<b>6015.4</b>	<b>\$ 42,795.39</b>



### Part I & II Offenses - One Year

