



## CITY COUNCIL DISTRICT #7

### MONTHLY OFFENSE SUMMARY

JANUARY 2018

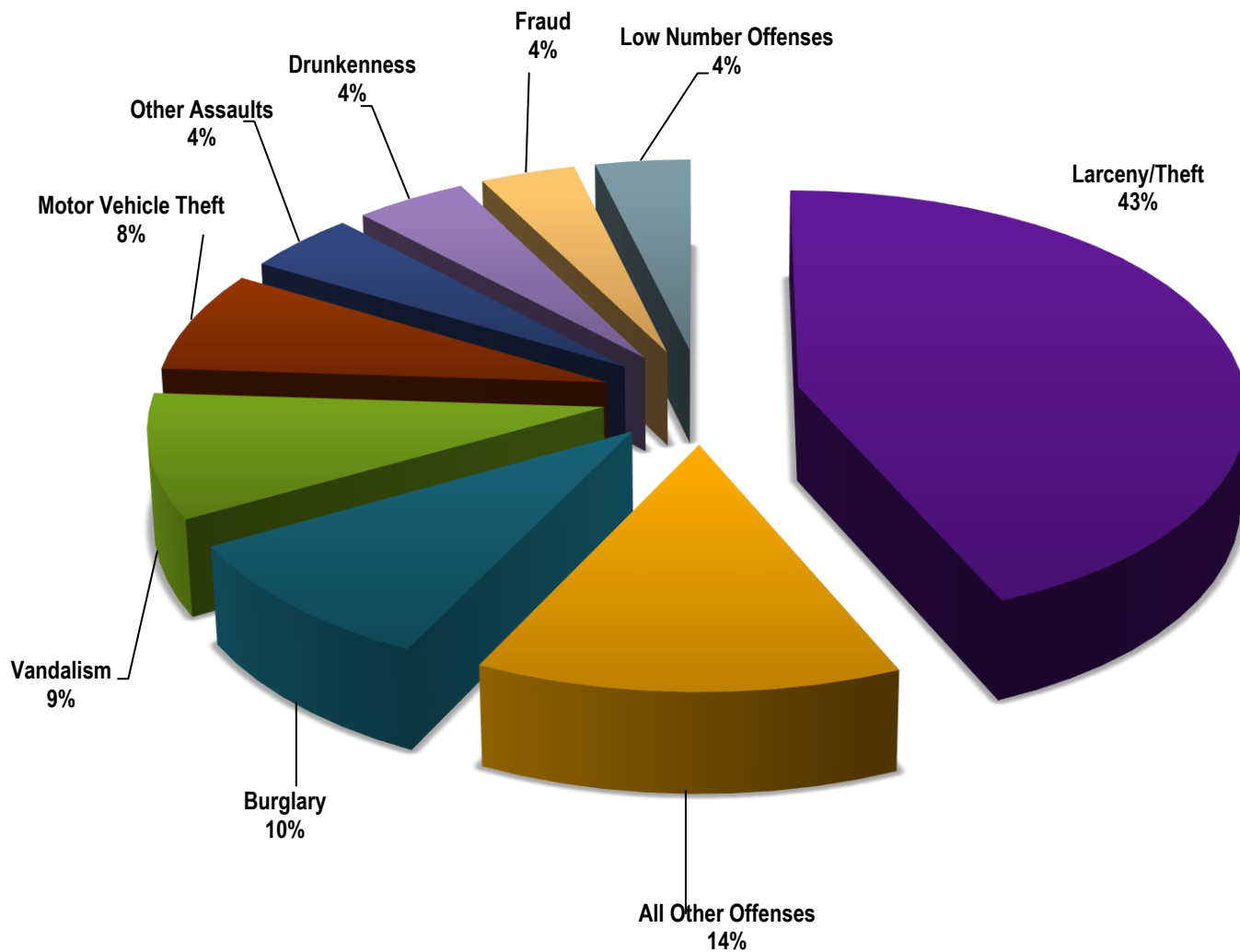
These figures represent preliminary counts of original Police Incident Reports and include all offenses within the above listed City Council District only. Full statistical analysis to determine the confidence level of this data has not been performed. The results contained herein are approximate in relation to the listed area and may not fully coincide with data shown in other areas of SLCPD's Crime Statistics page such as Calls for Service, Crimes Trending, and Crime Reports due to and reflective of departmental procedures that were in place at the time the event occurred and the date this data was compiled. Results displayed are not distinguished as attempted or completed crimes, do not include other calls for police service, and only represent police service where a report was made. Police Incident Reports are classified by primary offense categories as defined by the Uniform Crime Reporting (UCR) system. However, data is not subjected to any other standards set forth under UCR. Although every reasonable verification effort is made, the accuracy of any data is subject to the constraints of the report generation process as well as the manner, format, and point in time of any query.

<b>PART I OFFENSES:</b>	Chosen by the FBI as Part I Offenses because they are serious crimes that occur with regularity in all areas of the country and are likely to be reported to Police.
<b>PART II OFFENSES:</b>	All other crimes other than the eight Part I Offenses. The Uniform Crime Reporting Program gathers only arrest data for Part II Offenses, however, SLCPD results displayed in this document display all Part II Offenses, regardless of the presence of arrest data.
<b>ALL OTHER OFFENSES:</b>	Under the Part II Offense section, 'All Other Offenses' include Peeping Tom, Trespass, Kidnap/Abduction, Pornography, Extortion/Blackmail, Bribery, Warrants, Sexual Offenses, Obstruction, Public Peace, and Hit & Run.
<b>NON-UCR OFFENSES:</b>	Non-UCR Offenses include reports for all other offenses not classified as a Part I or Part II Offense. Results displayed separate some of these offenses such as Ambulance Calls, Deaths, Missing Persons, Suicides, Suspicious Activity, and Traffic Accidents.
<b>ALL OTHER NON-UCR:</b>	Under the Non-UCR category, 'All Other' include the remainder of offenses not classified as Part I or Part II and not separated from the Non-UCR Offenses. These include things such as Loud Parties, Barking Dogs, Mentally Ill Subjects, Citizen Assistance, etc.
<b>LOW NUMBER OFFENSES:</b>	On page two, in the interest of space and allowing for easier viewing, the category titled 'Low Number Offenses' include Part I and Part II Offenses from page one that have totals under the amount of 10.

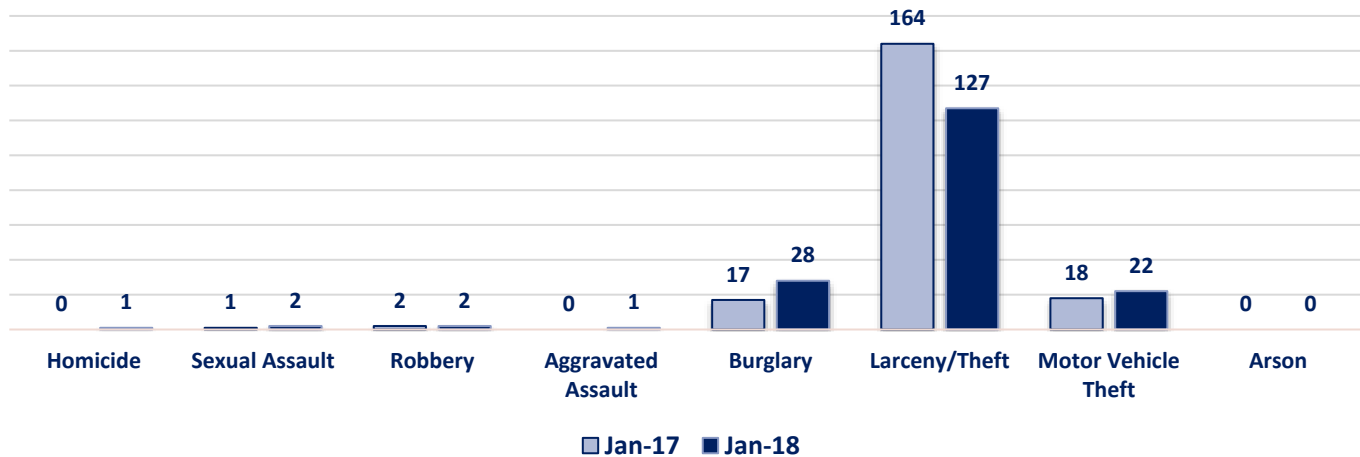
## Offenses

PART I OFFENSES	OFFENSE	JAN 17	JAN 18	OFFENSE	JAN 17	JAN 18	PART II OFFENSES
	Homicide	0	1	Other Assaults	22	13	
	Sexual Assault	1	2	Forgery/Counterfeit	13	2	
	Robbery	2	2	Fraud	19	11	
	Aggravated Assault	0	1	Embezzlement	0	0	
	Burglary	17	28	Stolen Property	0	1	
	Larceny/Theft	164	127	Vandalism	18	27	
	Motor Vehicle Theft	18	22	Weapons	1	0	
	Arson	0	0	Prostitution	0	1	
NON-UCR OFFENSES	<b>PART I TOTALS</b>	<b>202</b>	<b>183</b>	Sex Offenses	0	0	PART II OFFENSES
	Ambulance Calls	9	10	Drug Abuse	19	11	
	Deaths	4	1	Gambling	0	0	
	Missing Persons	1	0	Family Offenses	13	8	
	Suicides	0	0	DUI	7	8	
	Suspicious Activity	1	7	Liquor Laws	3	2	
	Traffic Accidents	62	34	Drunkenness	9	13	
	All Other	92	89	Disorderly Conduct	1	2	
	<b>NON-UCR TOTALS</b>	<b>169</b>	<b>141</b>	All Other Offenses	51	40	
TOTALS	<b>PART I OFFENSES</b>	<b>202</b>	<b>183</b>	Curfew/Loitering	0	0	PART II OFFENSES
	<b>PART II OFFENSES</b>	<b>178</b>	<b>139</b>	Runaway	2	0	
	<b>NON-UCR OFFENSES</b>	<b>169</b>	<b>141</b>	<b>PART II TOTALS</b>	<b>178</b>	<b>139</b>	
	<b>TOTAL</b>	<b>549</b>	<b>463</b>				

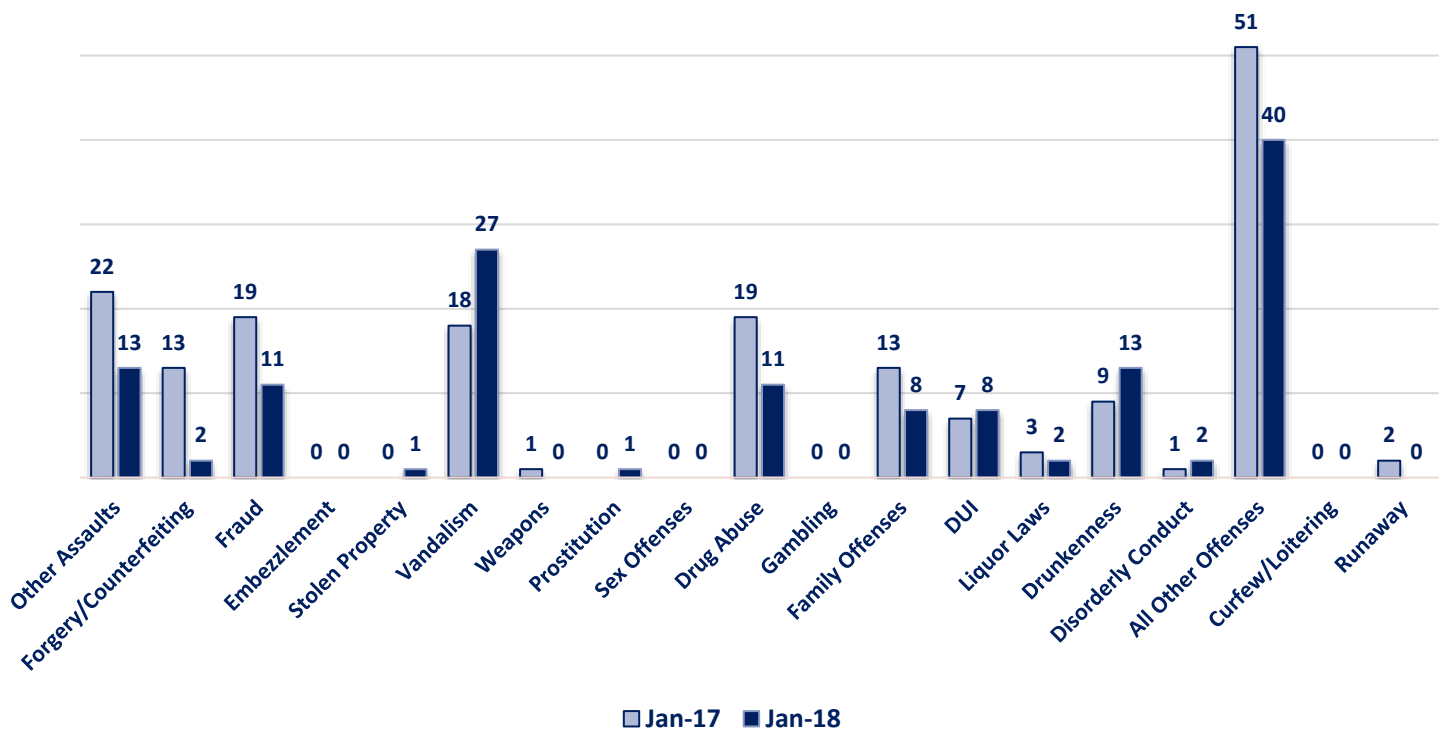
## JANUARY 2018 - Part I & II Offense Percentages



### Part I Offenses

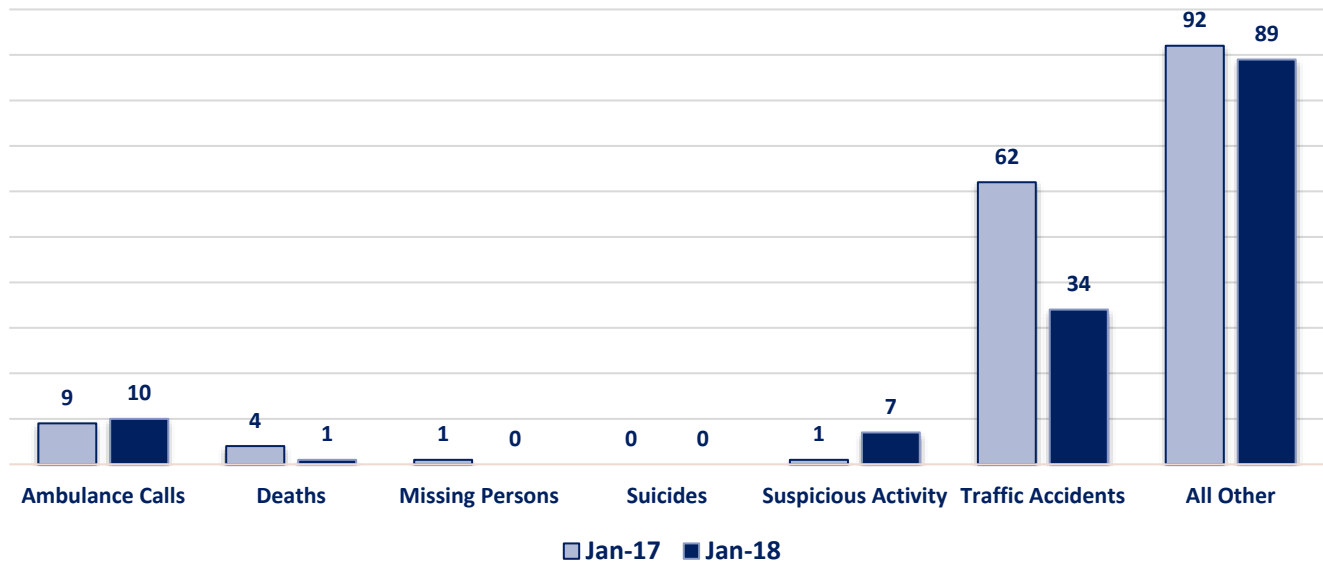


### Part II Offenses

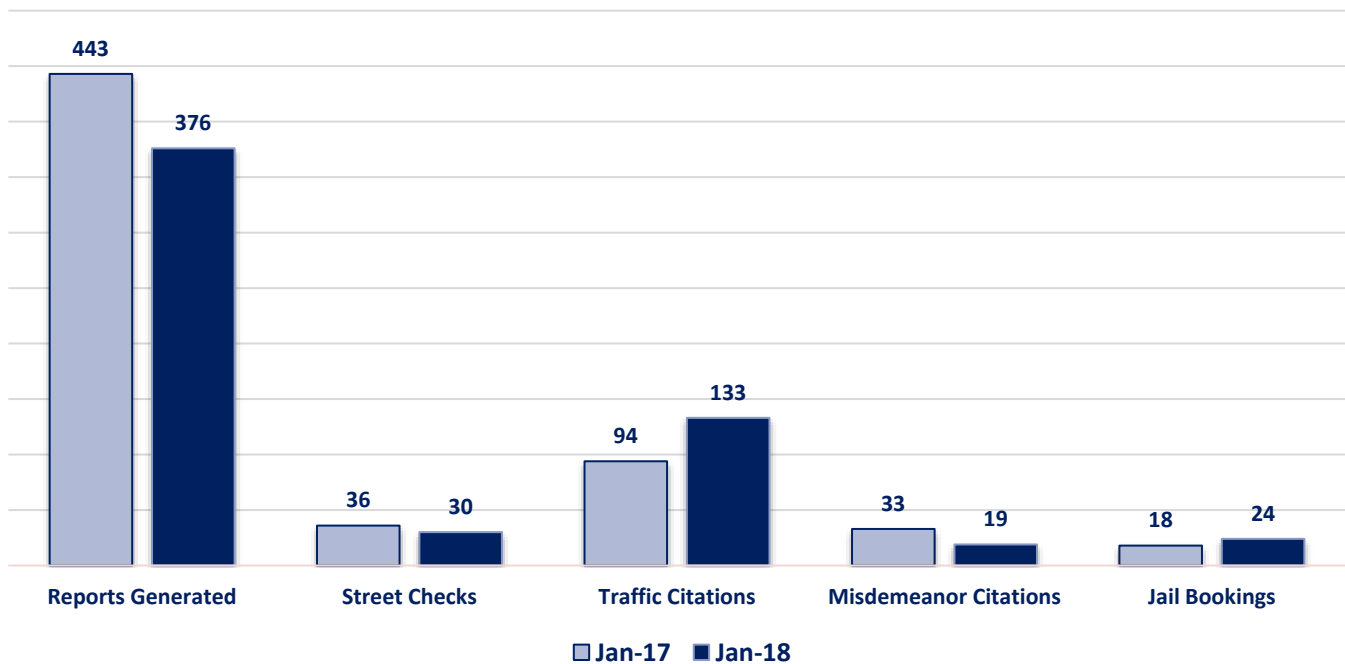




### Non-UCR Offenses

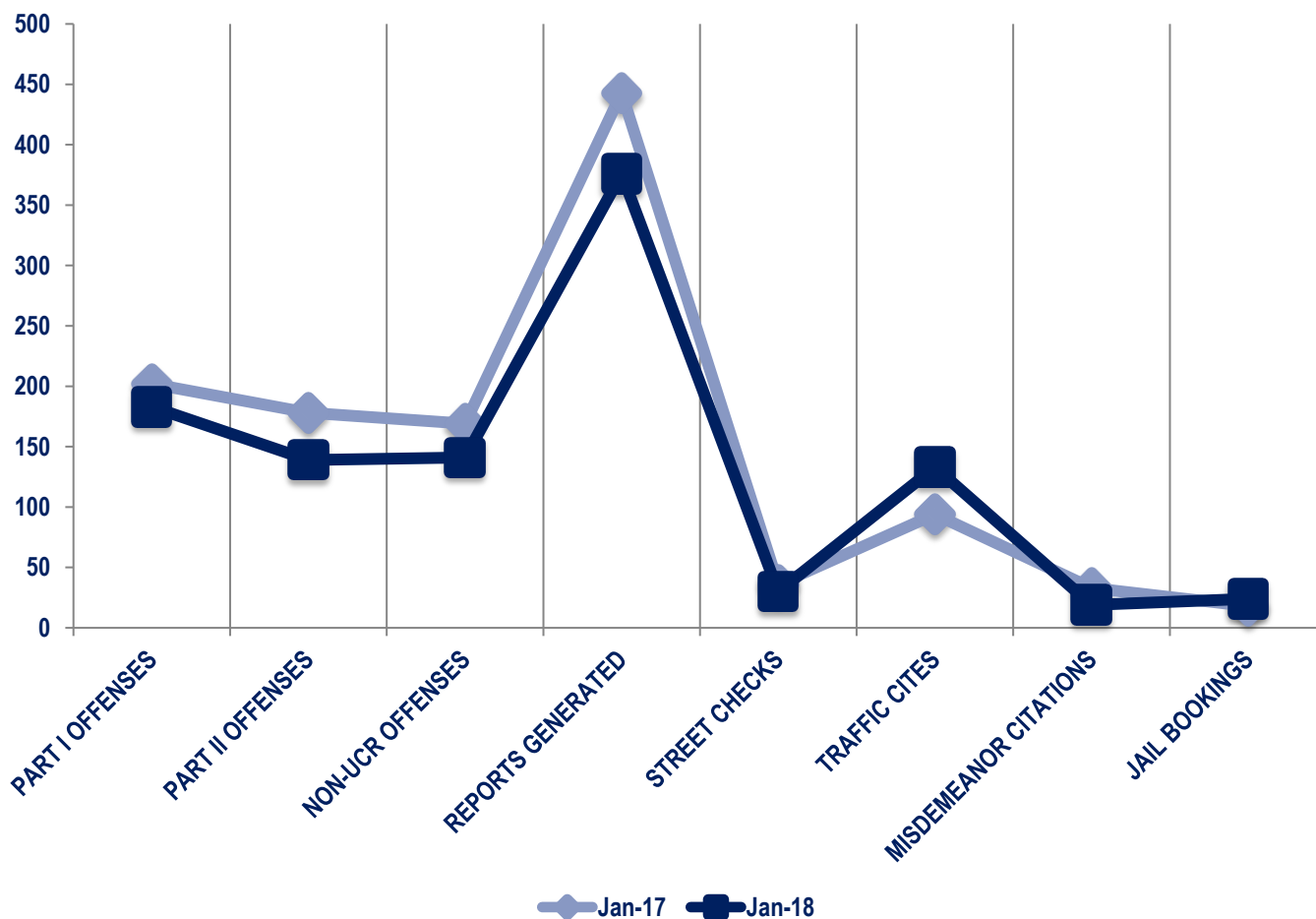


### Other Event Totals



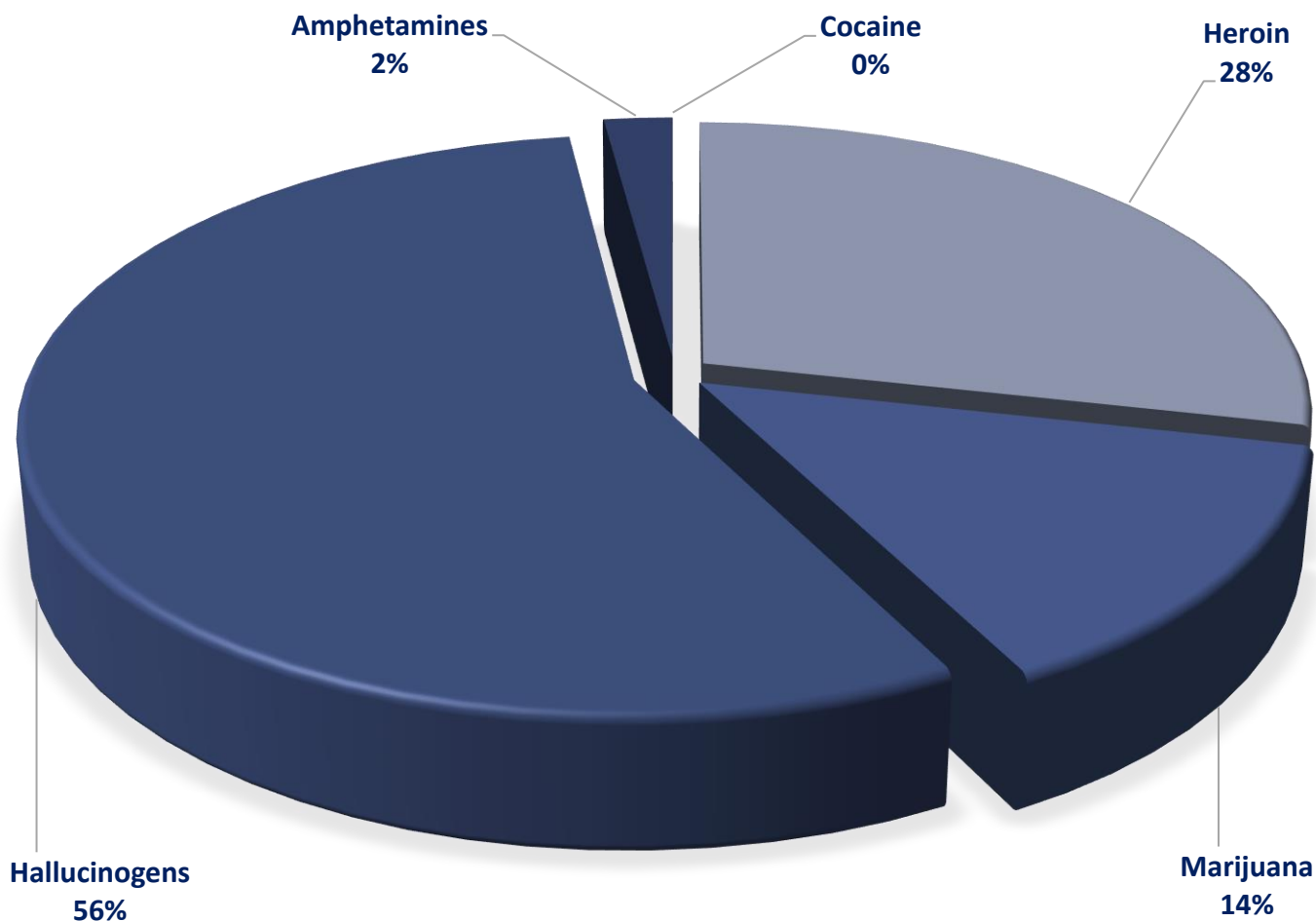
### Combined Offense/Event Trends

	JAN 17	JAN 18
<b>Part I Offenses</b>	202	183
<b>Part II Offenses</b>	178	139
<b>NonUCR Offenses</b>	169	141
<b>Reports Generated</b>	443	376
<b>Street Checks</b>	36	30
<b>Traffic Citations</b>	94	133
<b>Misdemeanor Citations</b>	33	19
<b>Jail Bookings</b>	18	24

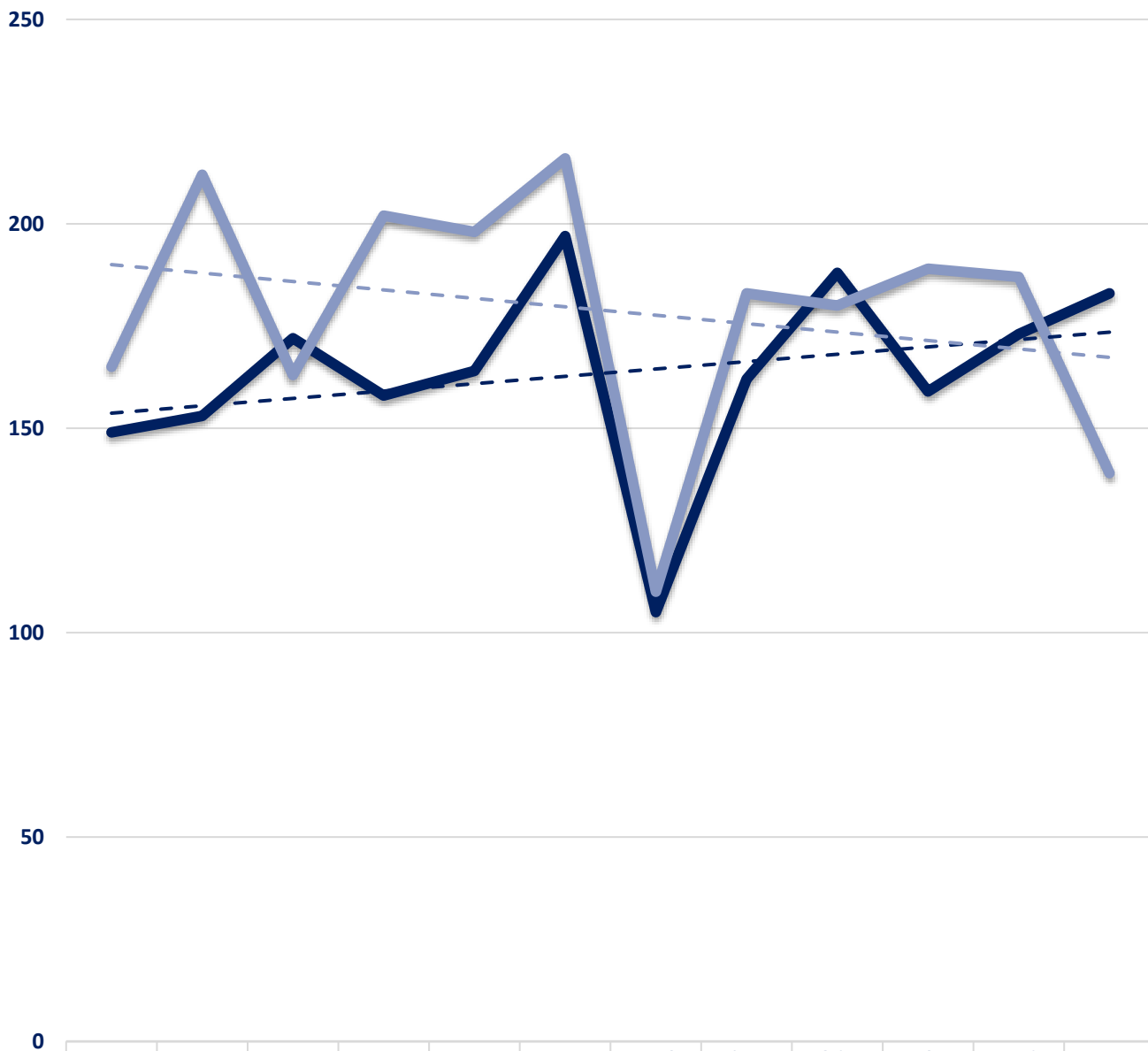


### Seized Drugs

TYPE	DOSES	STREET VALUE
Cocaine	0.0	\$ -
Heroin	67.0	\$ 670.00
Marijuana	32.8	\$ 196.83
Hallucinogens	130.7	\$ 261.38
Amphetamines	5.0	\$ 50.00
<b>TOTAL</b>	<b>235.5</b>	<b>\$ 1,178.21</b>



### Part I & II Offenses - One Year



	FEB 2017	MAR 2017	APR 2017	MAY 2017	JUN 2017	JUL 2017	AUG 2017	SEP 2017	OCT 2017	NOV 2017	DEC 2017	JAN 2018
<b>PART I</b>	149	153	172	158	164	197	105	162	188	159	173	183
<b>PART II</b>	165	212	163	202	198	216	110	183	180	189	187	139

— **PART I**
— **PART II**
- - - Part I Linear Forecast
 - - - Part II Linear Forecast



## CITY COUNCIL DISTRICT #7

### MONTHLY OFFENSE SUMMARY

## FEBRUARY 2018

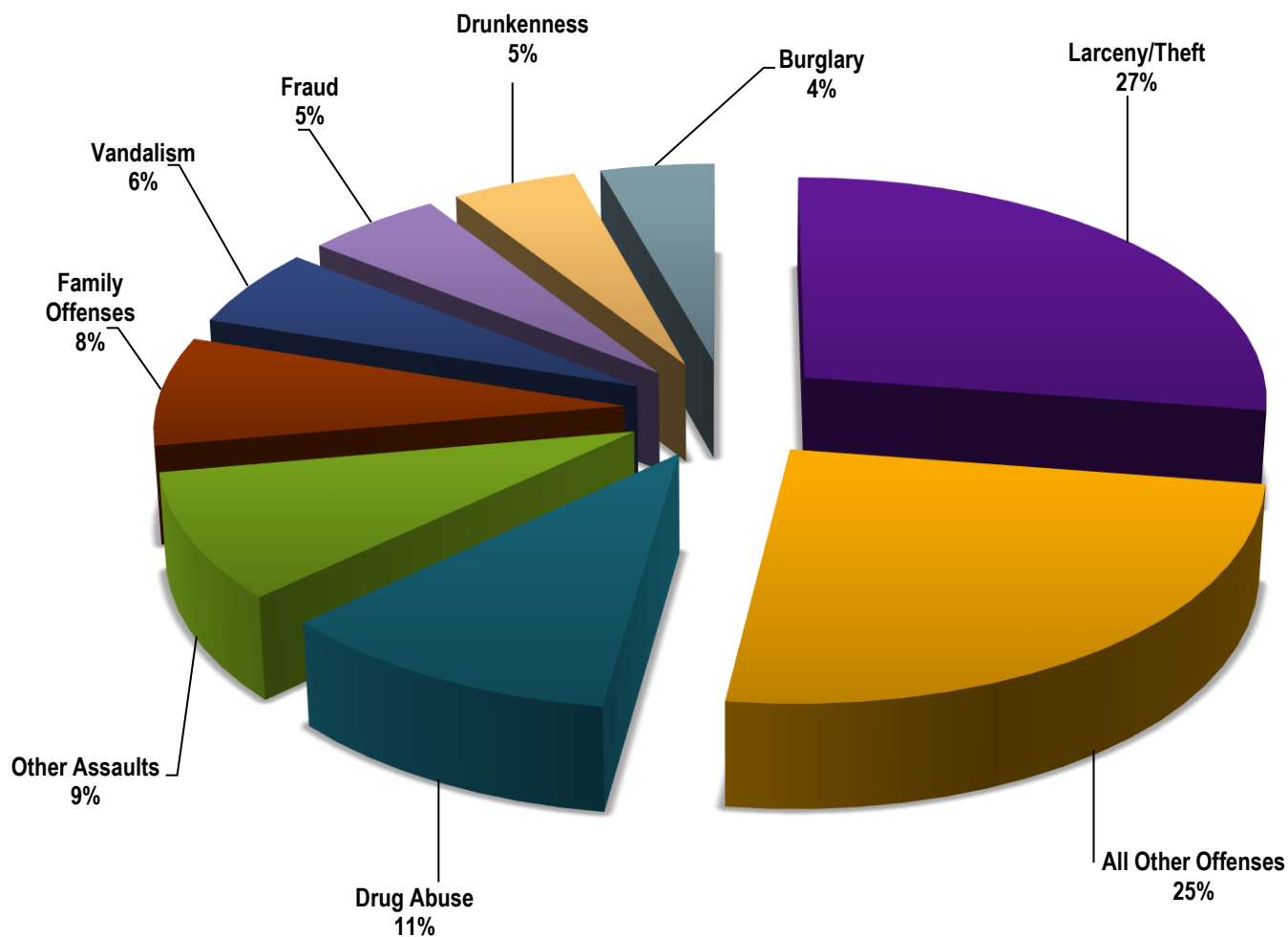
These figures represent preliminary counts of original Police Incident Reports and include all offenses within the above listed City Council District only. Full statistical analysis to determine the confidence level of this data has not been performed. The results contained herein are approximate in relation to the listed area and may not fully coincide with data shown in other areas of SLCPD's Crime Statistics page such as Calls for Service, Crimes Trending, and Crime Reports due to and reflective of departmental procedures that were in place at the time the event occurred and the date this data was compiled. Results displayed are not distinguished as attempted or completed crimes, do not include other calls for police service, and only represent police service where a report was made. Police Incident Reports are classified by primary offense categories as defined by the Uniform Crime Reporting (UCR) system. However, data is not subjected to any other standards set forth under UCR. Although every reasonable verification effort is made, the accuracy of any data is subject to the constraints of the report generation process as well as the manner, format, and point in time of any query.

<b>PART I OFFENSES:</b>	Chosen by the FBI as Part I Offenses because they are serious crimes that occur with regularity in all areas of the country and are likely to be reported to Police.
<b>PART II OFFENSES:</b>	All other crimes other than the eight Part I Offenses. The Uniform Crime Reporting Program gathers only arrest data for Part II Offenses, however, SLCPD results displayed in this document display all Part II Offenses, regardless of the presence of arrest data.
<b>ALL OTHER OFFENSES:</b>	Under the Part II Offense section, 'All Other Offenses' include Peeping Tom, Trespass, Kidnap/Abduction, Pornography, Extortion/Blackmail, Bribery, Warrants, Sexual Offenses, Obstruction, Public Peace, and Hit & Run.
<b>NON-UCR OFFENSES:</b>	Non-UCR Offenses include reports for all other offenses not classified as a Part I or Part II Offense. Results displayed separate some of these offenses such as Ambulance Calls, Deaths, Missing Persons, Suicides, Suspicious Activity, and Traffic Accidents.
<b>ALL OTHER NON-UCR:</b>	Under the Non-UCR category, 'All Other' include the remainder of offenses not classified as Part I or Part II and not separated from the Non-UCR Offenses. These include things such as Loud Parties, Barking Dogs, Mentally Ill Subjects, Citizen Assistance, etc.
<b>LOW NUMBER OFFENSES:</b>	On page two, in the interest of space and allowing for easier viewing, the category titled 'Low Number Offenses' include Part I and Part II Offenses from page one that have totals under the amount of 10.

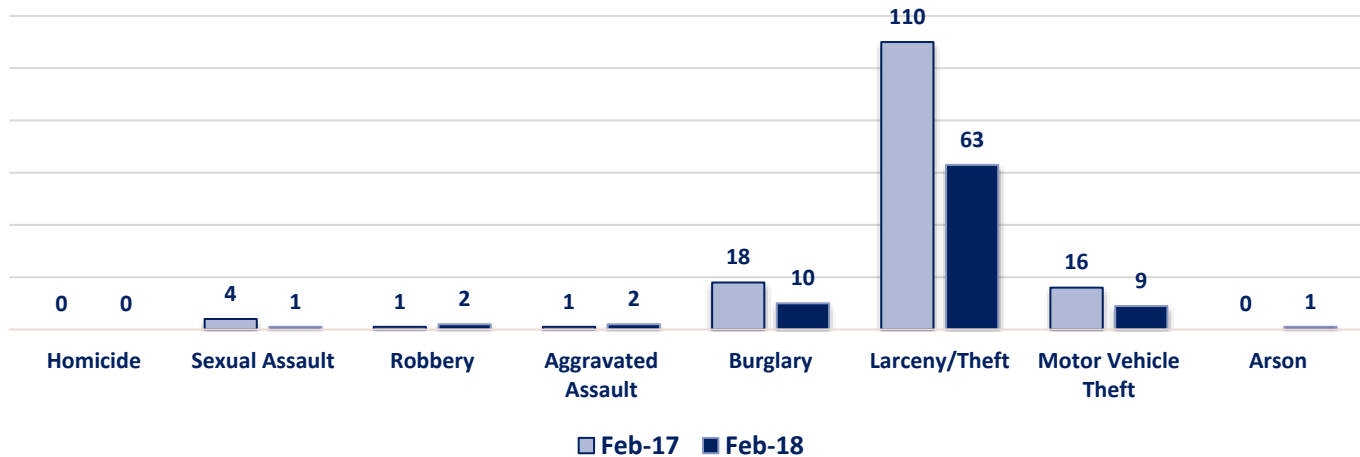
## Offenses

PART I OFFENSES	OFFENSE	FEB 17	FEB 18	OFFENSE	FEB 17	FEB 18	PART II OFFENSES
	Homicide	0	0	Other Assaults	24	21	
	Sexual Assault	4	1	Forgery/Counterfeit	8	10	
	Robbery	1	2	Fraud	26	12	
	Aggravated Assault	1	2	Embezzlement	0	0	
	Burglary	18	10	Stolen Property	2	4	
	Larceny/Theft	110	63	Vandalism	20	13	
	Motor Vehicle Theft	16	9	Weapons	0	0	
	Arson	0	1	Prostitution	1	0	
NON-UCR OFFENSES	<b>PART I TOTALS</b>	<b>150</b>	<b>88</b>	Sex Offenses	2	3	PART II OFFENSES
	Ambulance Calls	11	9	Drug Abuse	11	25	
	Deaths	3	2	Gambling	0	0	
	Missing Persons	2	3	Family Offenses	11	18	
	Suicides	1	0	DUI	4	3	
	Suspicious Activity	5	4	Liquor Laws	6	2	
	Traffic Accidents	57	58	Drunkenness	11	11	
	All Other	96	82	Disorderly Conduct	4	5	
	<b>NON-UCR TOTALS</b>	<b>175</b>	<b>158</b>	All Other Offenses	41	57	
TOTALS	<b>PART I OFFENSES</b>	150	88	Curfew/Loitering	0	0	PART II OFFENSES
	<b>PART II OFFENSES</b>	174	185	Runaway	3	1	
	<b>NON-UCR OFFENSES</b>	175	158	<b>PART II TOTALS</b>	<b>174</b>	<b>185</b>	
	<b>TOTAL</b>	<b>499</b>	<b>431</b>				

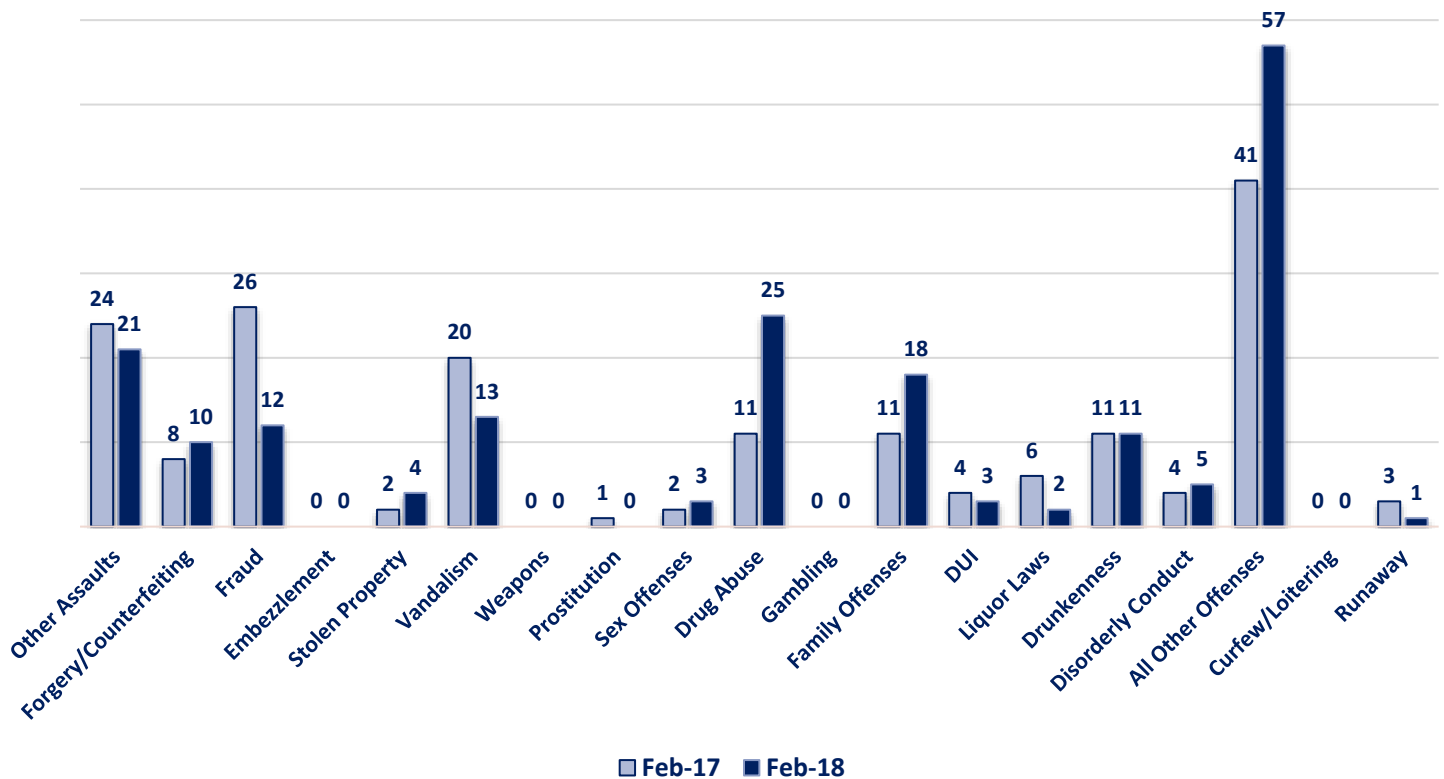
## FEBRUARY 2018 - Part I & II Offense Percentages



### Part I Offenses

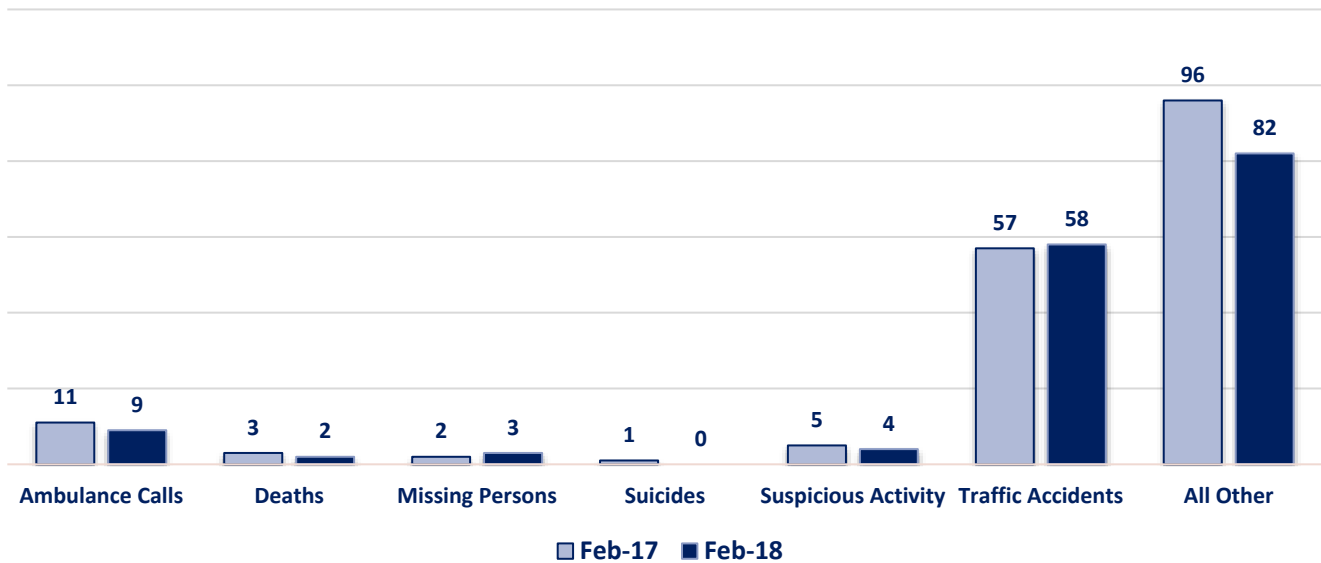


### Part II Offenses

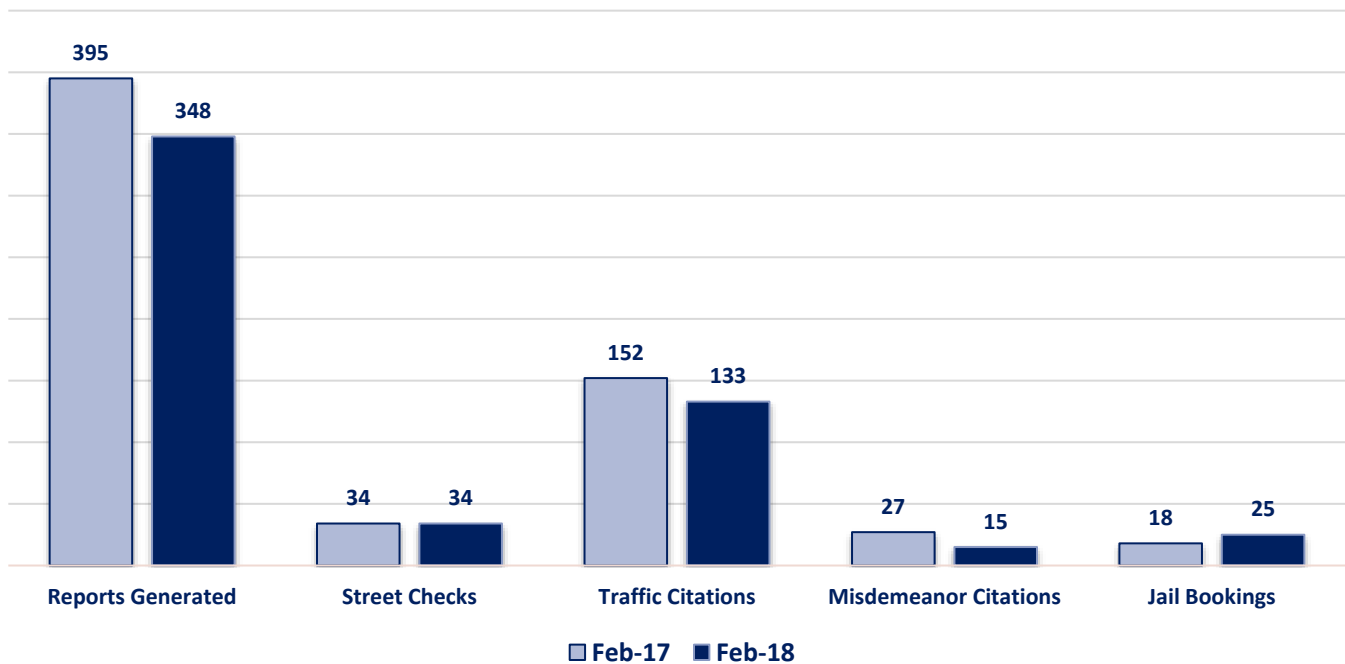




### Non-UCR Offenses

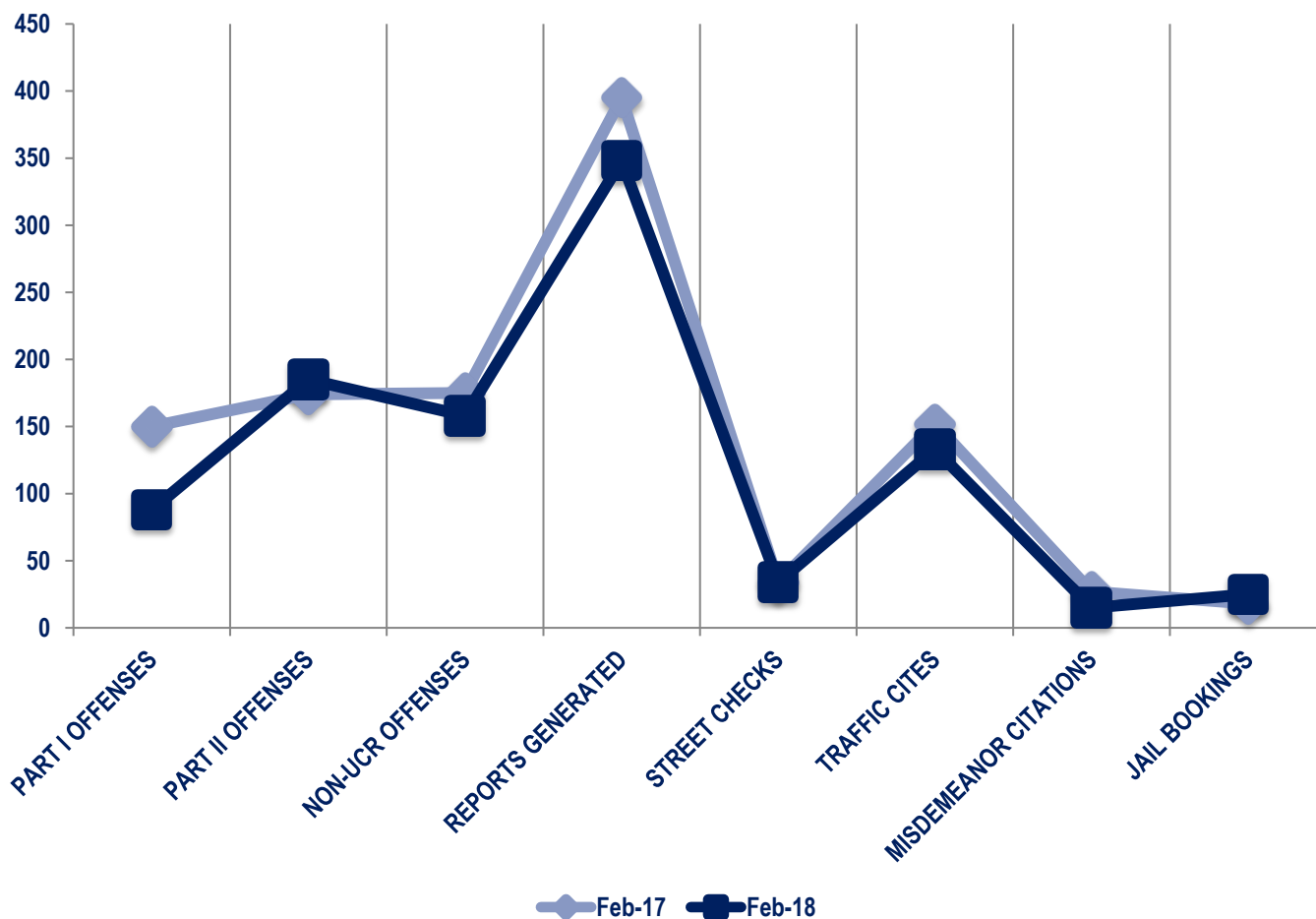


### Other Event Totals



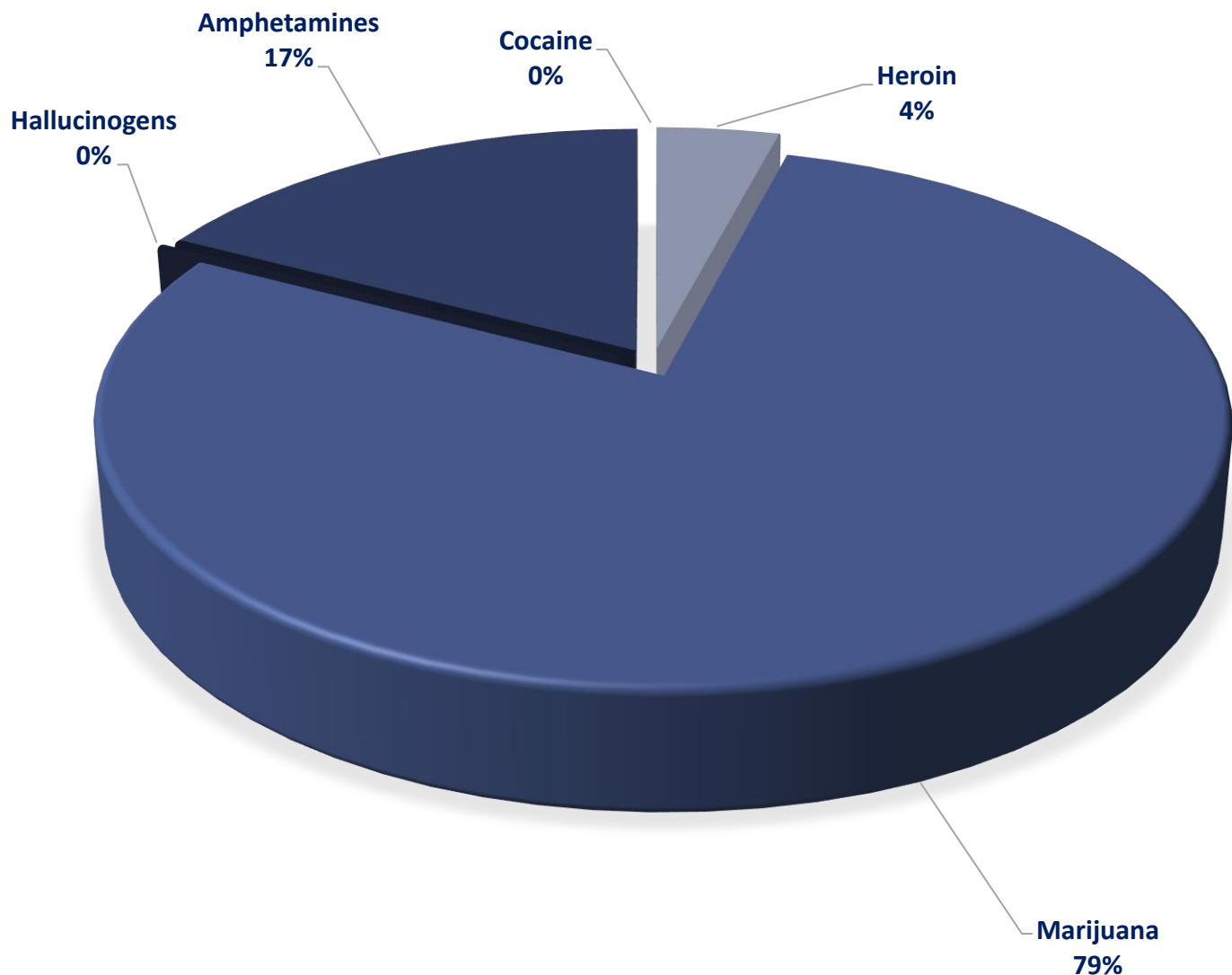
### Combined Offense/Event Trends

	FEB 17	FEB 18
<b>Part I Offenses</b>	150	88
<b>Part II Offenses</b>	174	185
<b>NonUCR Offenses</b>	175	158
<b>Reports Generated</b>	395	348
<b>Street Checks</b>	34	34
<b>Traffic Citations</b>	152	133
<b>Misdemeanor Citations</b>	27	15
<b>Jail Bookings</b>	18	25

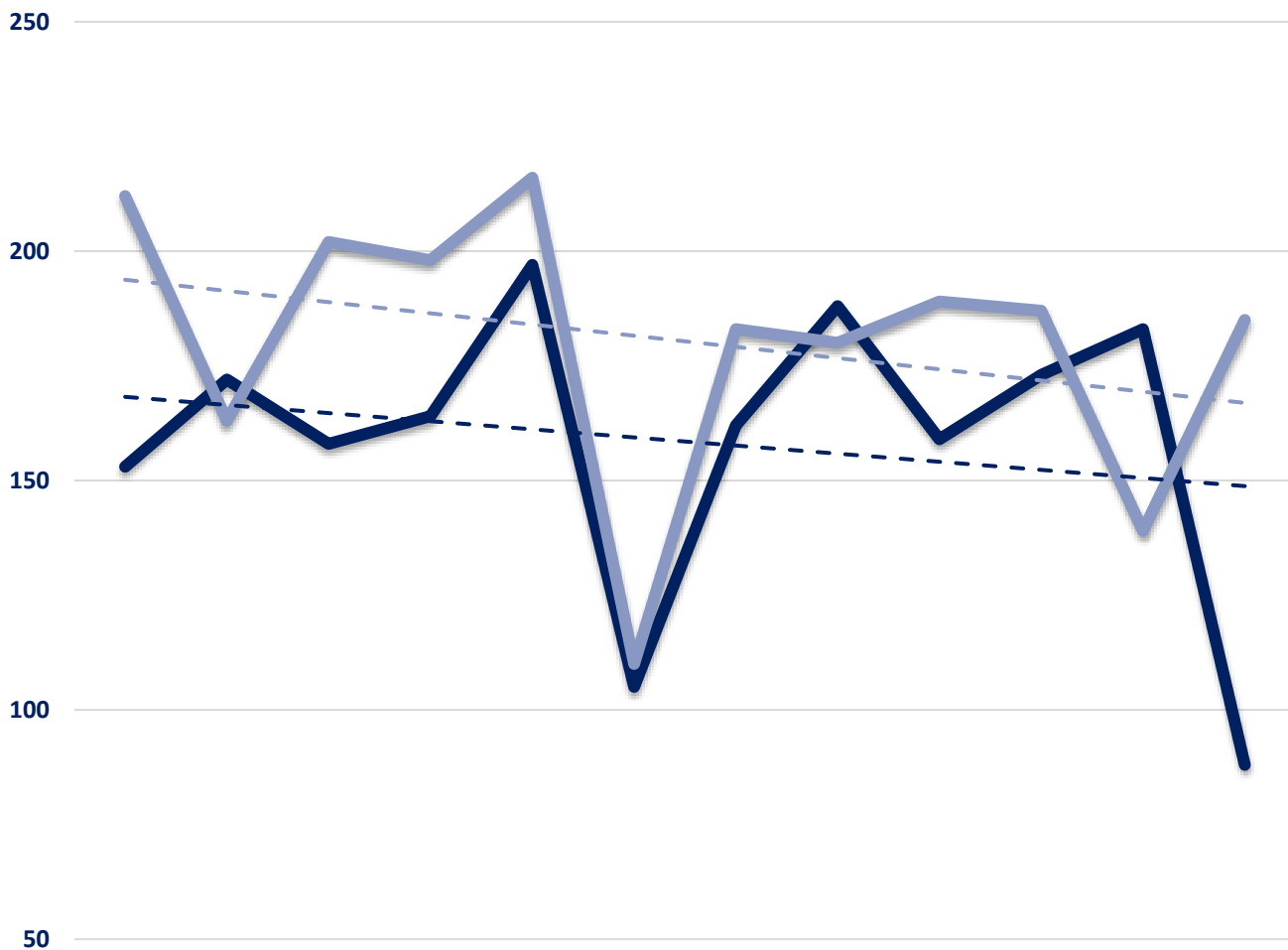


### Seized Drugs

TYPE	DOSES	STREET VALUE
Cocaine	0.0	\$ -
Heroin	37.0	\$ 370.00
Marijuana	707.4	\$ 4,244.16
Hallucinogens	0.0	\$ -
Amphetamines	156.0	\$ 1,560.00
<b>TOTAL</b>	<b>900.4</b>	<b>\$ 6,174.16</b>



### Part I & II Offenses - One Year



	MAR 2017	APR 2017	MAY 2017	JUN 2017	JUL 2017	AUG 2017	SEP 2017	OCT 2017	NOV 2017	DEC 2017	JAN 2018	FEB 2018
<b>PART I</b>	153	172	158	164	197	105	162	188	159	173	183	88
<b>PART II</b>	212	163	202	198	216	110	183	180	189	187	139	185

— **PART I**    
 — **PART II**    
 - - - Part I Linear Forecast    
 - - - Part II Linear Forecast



## CITY COUNCIL DISTRICT #7

### MONTHLY OFFENSE SUMMARY

**MARCH 2018**

These figures represent preliminary counts of original Police Incident Reports and include all offenses within the above listed City Council District only. Full statistical analysis to determine the confidence level of this data has not been performed. The results contained herein are approximate in relation to the listed area and may not fully coincide with data shown in other areas of SLCPD's Crime Statistics page such as Calls for Service, Crimes Trending, and Crime Reports due to and reflective of departmental procedures that were in place at the time the event occurred and the date this data was compiled. Results displayed are not distinguished as attempted or completed crimes, do not include other calls for police service, and only represent police service where a report was made. Police Incident Reports are classified by primary offense categories as defined by the Uniform Crime Reporting (UCR) system. However, data is not subjected to any other standards set forth under UCR. Although every reasonable verification effort is made, the accuracy of any data is subject to the constraints of the report generation process as well as the manner, format, and point in time of any query.

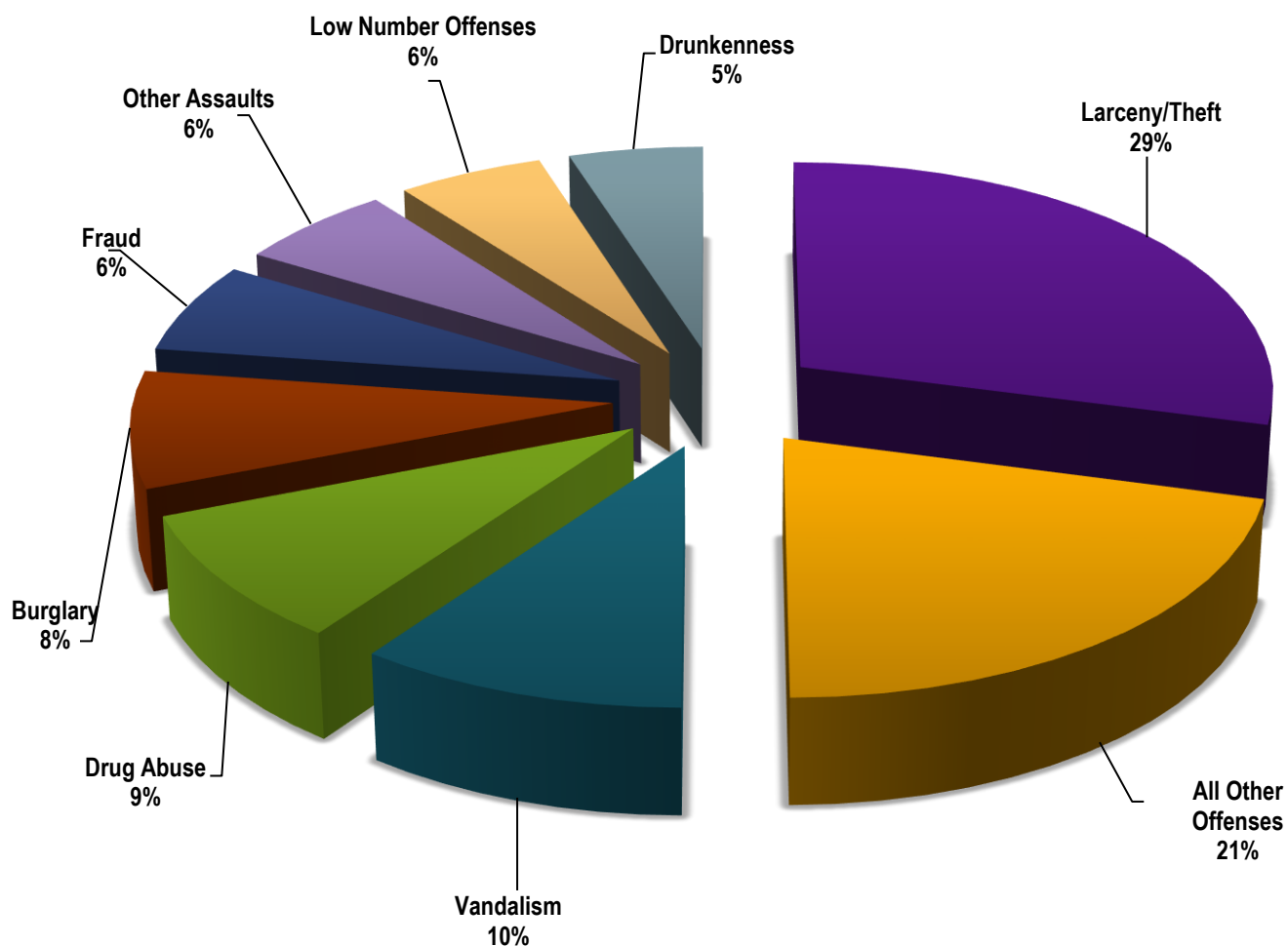
---

<b>PART I OFFENSES:</b>	Chosen by the FBI as Part I Offenses because they are serious crimes that occur with regularity in all areas of the country and are likely to be reported to Police.
<b>PART II OFFENSES:</b>	All other crimes other than the eight Part I Offenses. The Uniform Crime Reporting Program gathers only arrest data for Part II Offenses, however, SLCPD results displayed in this document display all Part II Offenses, regardless of the presence of arrest data.
<b>ALL OTHER OFFENSES:</b>	Under the Part II Offense section, 'All Other Offenses' include Peeping Tom, Trespass, Kidnap/Abduction, Pornography, Extortion/Blackmail, Bribery, Warrants, Sexual Offenses, Obstruction, Public Peace, and Hit & Run.
<b>NON-UCR OFFENSES:</b>	Non-UCR Offenses include reports for all other offenses not classified as a Part I or Part II Offense. Results displayed separate some of these offenses such as Ambulance Calls, Deaths, Missing Persons, Suicides, Suspicious Activity, and Traffic Accidents.
<b>ALL OTHER NON-UCR:</b>	Under the Non-UCR category, 'All Other' include the remainder of offenses not classified as Part I or Part II and not separated from the Non-UCR Offenses. These include things such as Loud Parties, Barking Dogs, Mentally Ill Subjects, Citizen Assistance, etc.
<b>LOW NUMBER OFFENSES:</b>	On page two, in the interest of space and allowing for easier viewing, the category titled 'Low Number Offenses' include Part I and Part II Offenses from page one that have totals under the amount of 12.

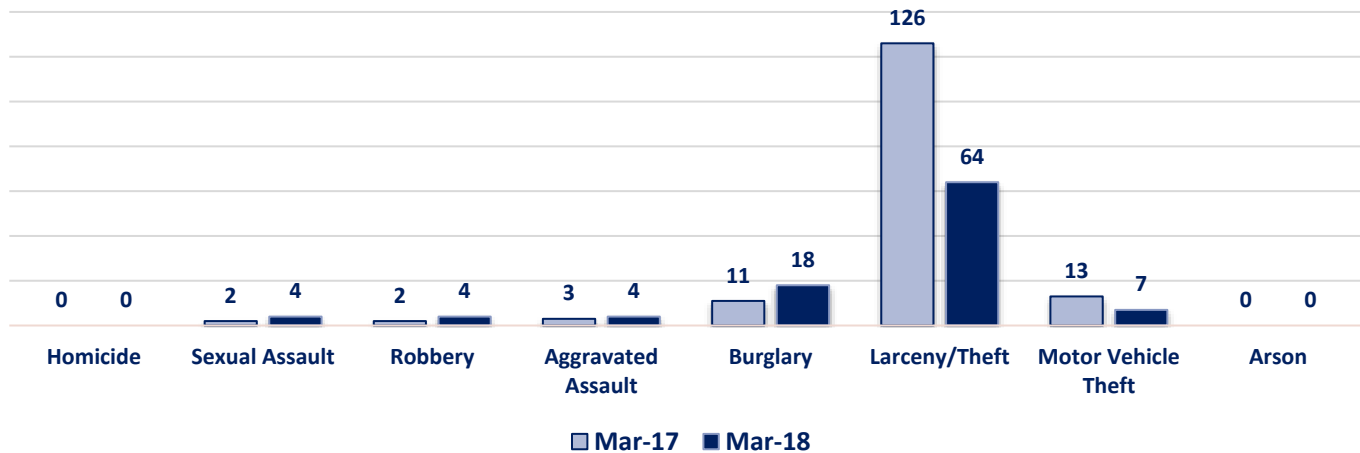
## Offenses

PART I OFFENSES	OFFENSE	MAR 17	MAR 18	OFFENSE	MAR 17	MAR 18
	Homicide	0	0	Other Assaults	23	13
	Sexual Assault	2	4	Forgery/Counterfeit	9	6
	Robbery	2	4	Fraud	27	14
	Aggravated Assault	3	4	Embezzlement	0	0
	Burglary	11	18	Stolen Property	1	0
	Larceny/Theft	126	64	Vandalism	26	22
	Motor Vehicle Theft	13	7	Weapons	1	1
	Arson	0	0	Prostitution	1	2
NON-UCR OFFENSES	<b>PART I TOTALS</b>	<b>157</b>	<b>101</b>	Sex Offenses	1	4
	Ambulance Calls	7	7	Drug Abuse	18	20
	Deaths	1	3	Gambling	0	0
	Missing Persons	1	2	Family Offenses	16	12
	Suicides	3	1	DUI	5	5
	Suspicious Activity	6	7	Liquor Laws	3	0
	Traffic Accidents	53	68	Drunkenness	11	11
	All Other	101	94	Disorderly Conduct	3	9
	<b>NON-UCR TOTALS</b>	<b>172</b>	<b>182</b>	All Other Offenses	69	46
TOTALS	<b>PART I OFFENSES</b>	157	101	Curfew/Loitering	0	0
	<b>PART II OFFENSES</b>	214	165	Runaway	0	0
	<b>NON-UCR OFFENSES</b>	172	182	<b>PART II TOTALS</b>	<b>214</b>	<b>165</b>
	<b>TOTAL</b>	<b>543</b>	<b>448</b>			

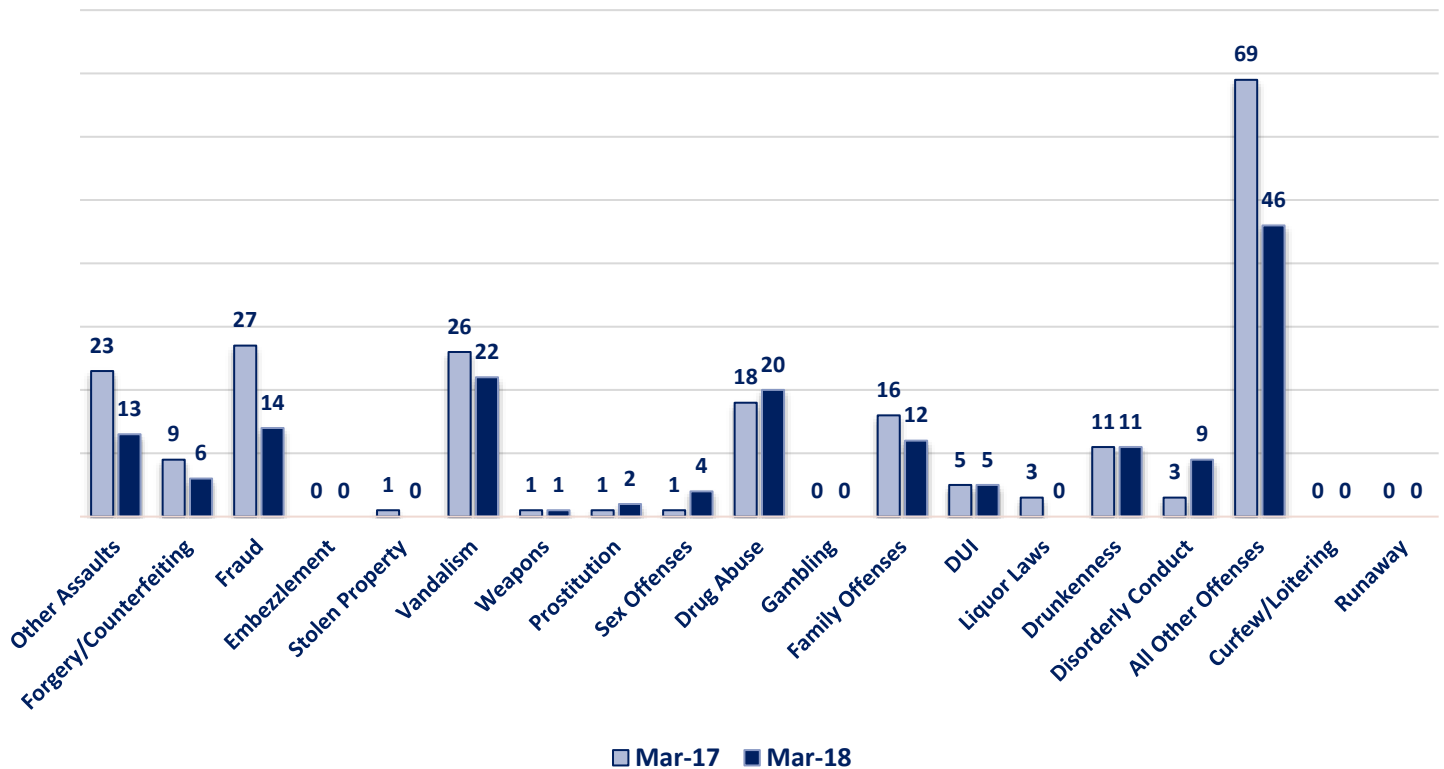
## MARCH 2018 - Part I & II Offense Percentages



### Part I Offenses

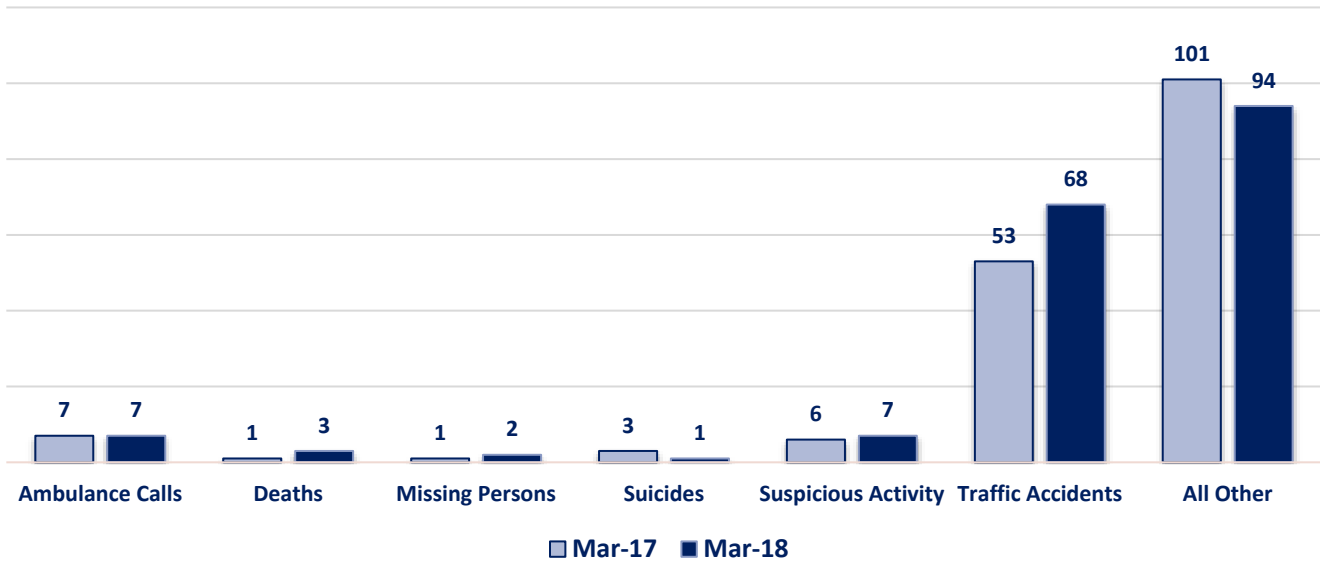


### Part II Offenses

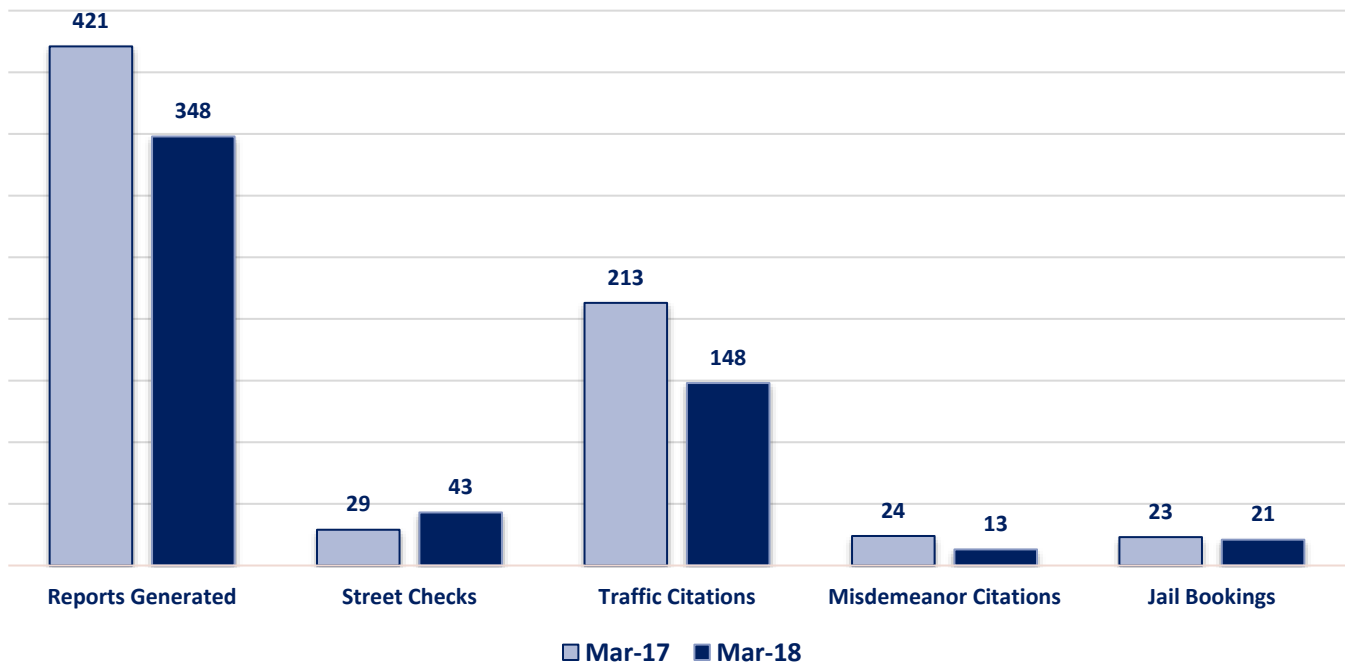




### Non-UCR Offenses

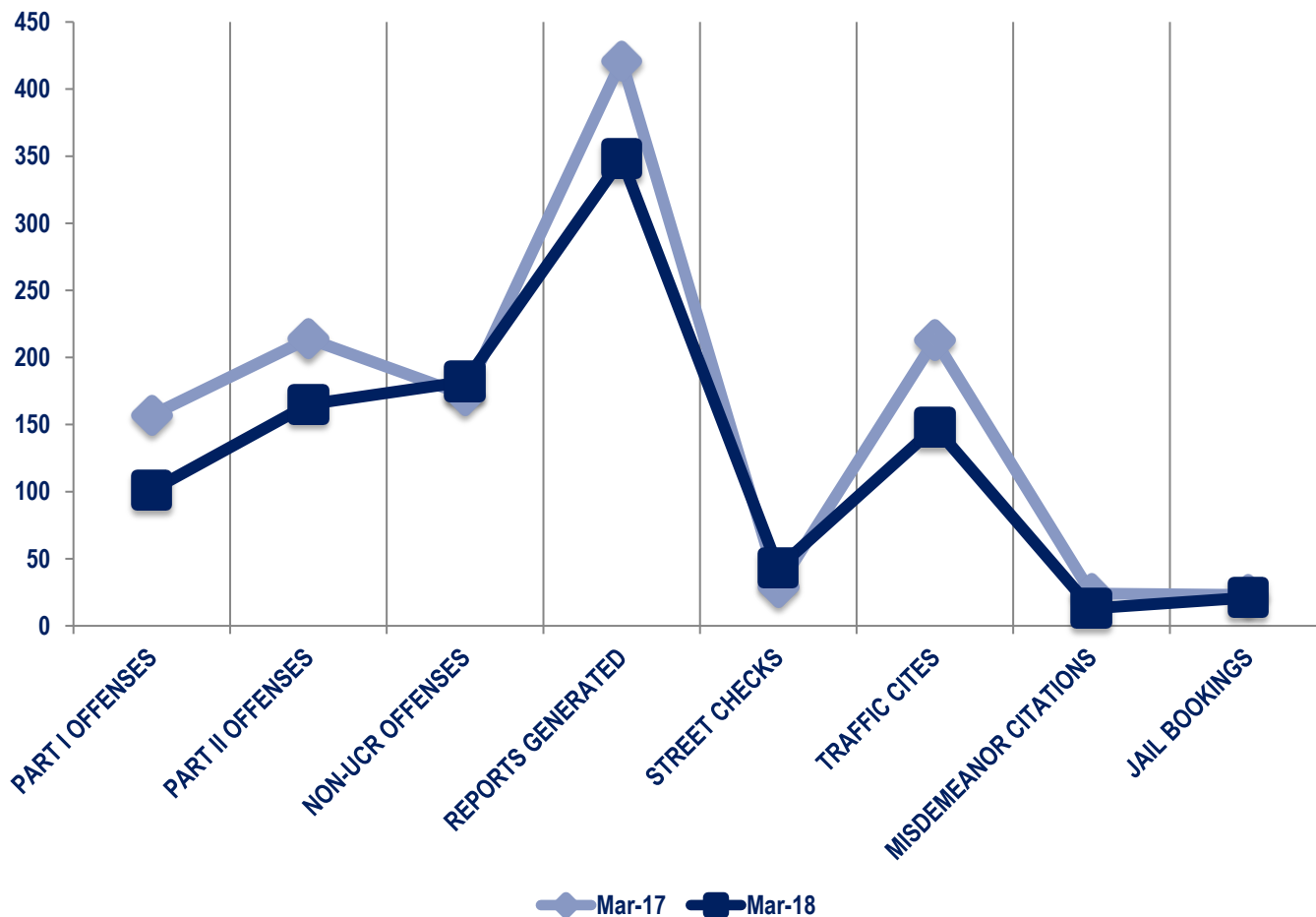


### Other Event Totals



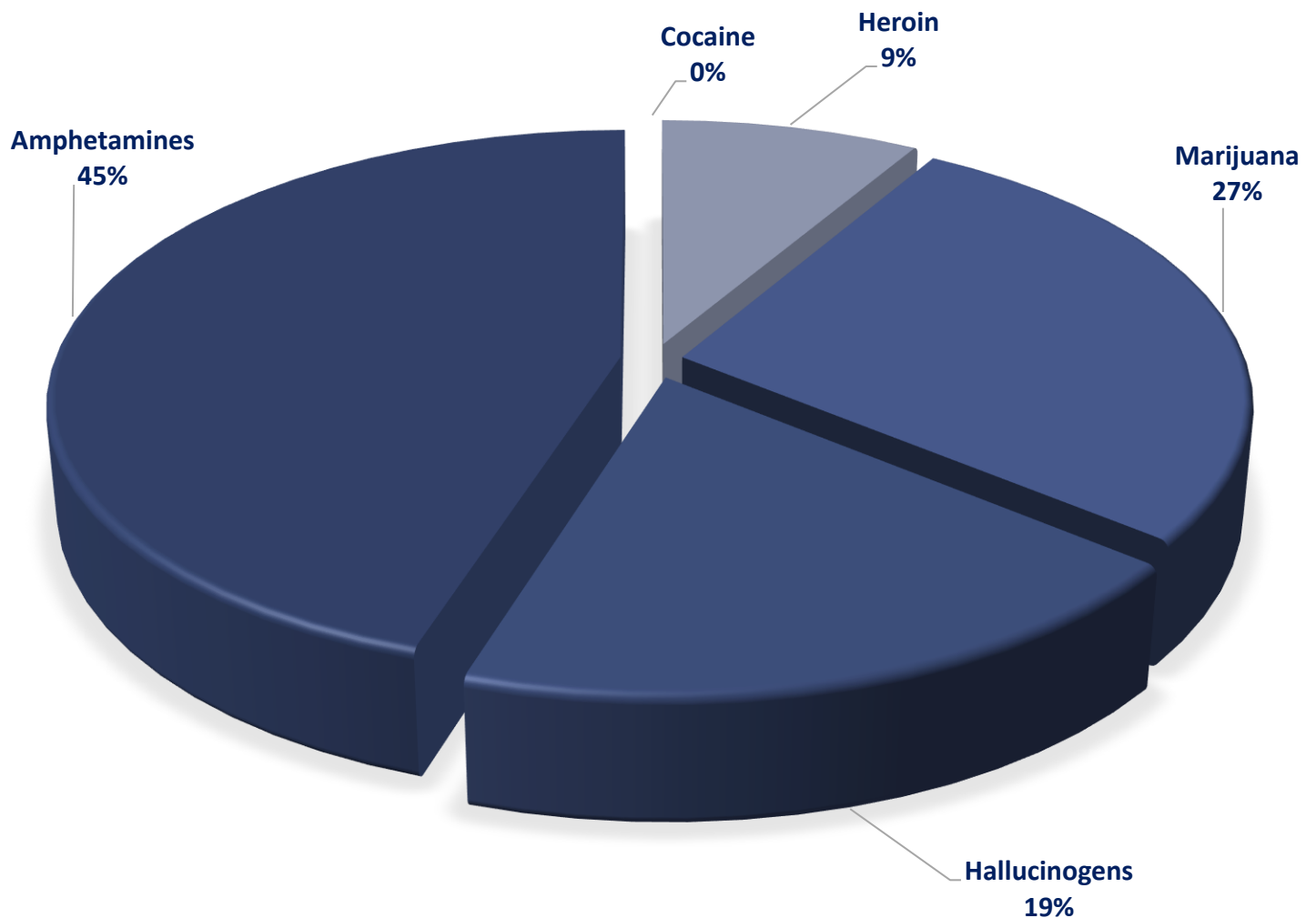
### Combined Offense/Event Trends

	MAR 17	MAR 18
<b>Part I Offenses</b>	157	101
<b>Part II Offenses</b>	214	165
<b>NonUCR Offenses</b>	172	182
<b>Reports Generated</b>	421	348
<b>Street Checks</b>	29	43
<b>Traffic Citations</b>	213	148
<b>Misdemeanor Citations</b>	24	13
<b>Jail Bookings</b>	23	21

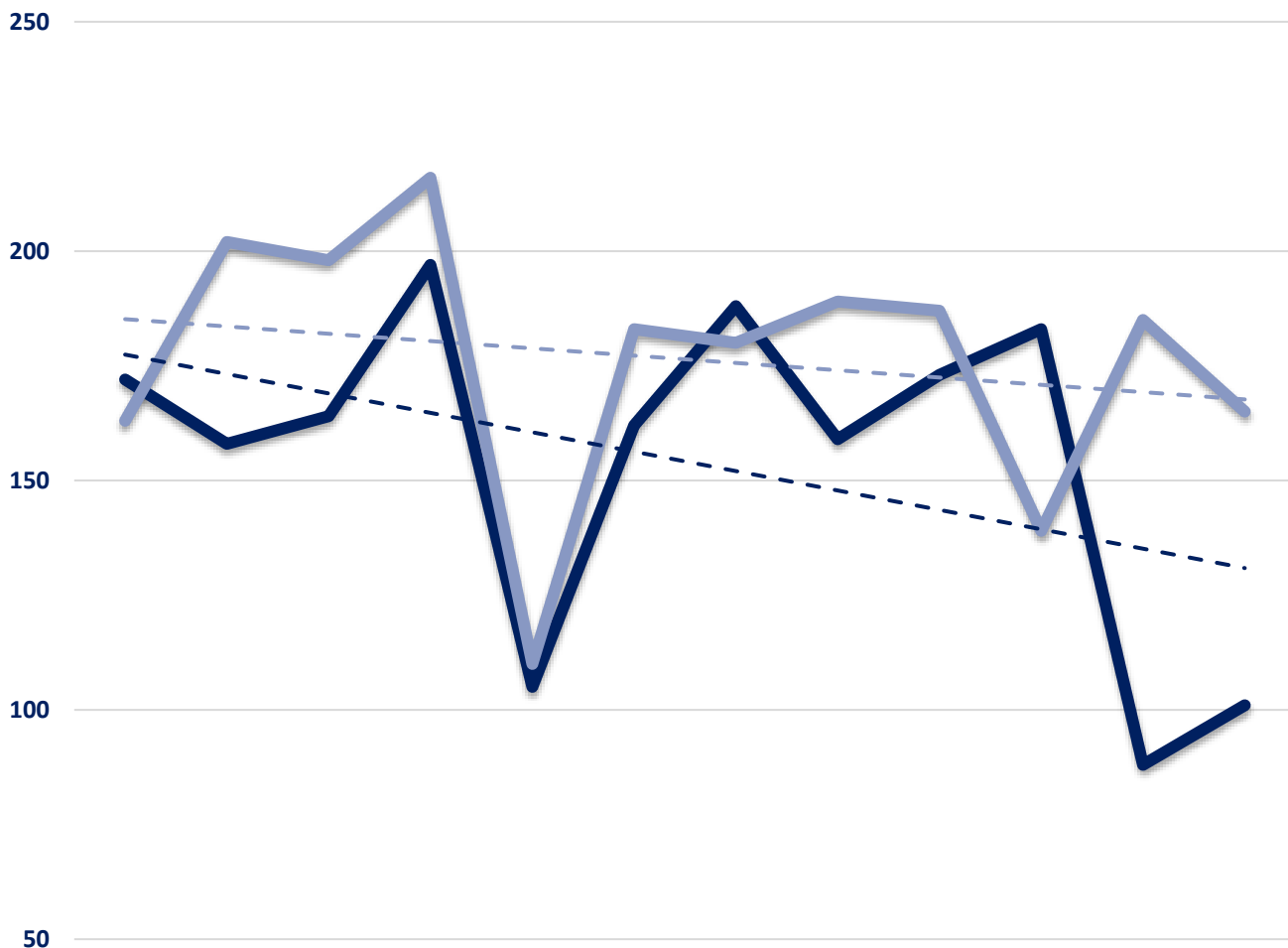


### Seized Drugs

TYPE	DOSES	STREET VALUE
Cocaine	0.0	\$ -
Heroin	12.7	\$ 126.75
Marijuana	40.7	\$ 244.45
Hallucinogens	28.2	\$ 56.44
Amphetamines	67.0	\$ 670.00
<b>TOTAL</b>	<b>148.6</b>	<b>\$ 1,097.64</b>



### Part I & II Offenses - One Year



	APR 2017	MAY 2017	JUN 2017	JUL 2017	AUG 2017	SEP 2017	OCT 2017	NOV 2017	DEC 2017	JAN 2018	FEB 2018	MAR 2018
<b>PART I</b>	172	158	164	197	105	162	188	159	173	183	88	101
<b>PART II</b>	163	202	198	216	110	183	180	189	187	139	185	165

— PART I   
 — PART II   
 - - - Part I Linear Forecast   
 - - - Part II Linear Forecast



## CITY COUNCIL DISTRICT #7

### MONTHLY OFFENSE SUMMARY

**APRIL 2018**

These figures represent preliminary counts of original Police Incident Reports and include all offenses within the above listed City Council District only. Full statistical analysis to determine the confidence level of this data has not been performed. The results contained herein are approximate in relation to the listed area and may not fully coincide with data shown in other areas of SLCPD's Crime Statistics page such as Calls for Service, Crimes Trending, and Crime Reports due to and reflective of departmental procedures that were in place at the time the event occurred and the date this data was compiled. Results displayed are not distinguished as attempted or completed crimes, do not include other calls for police service, and only represent police service where a report was made. Police Incident Reports are classified by primary offense categories as defined by the Uniform Crime Reporting (UCR) system. However, data is not subjected to any other standards set forth under UCR. Although every reasonable verification effort is made, the accuracy of any data is subject to the constraints of the report generation process as well as the manner, format, and point in time of any query.

---

<b>PART I OFFENSES:</b>	Chosen by the FBI as Part I Offenses because they are serious crimes that occur with regularity in all areas of the country and are likely to be reported to Police.
<b>PART II OFFENSES:</b>	All other crimes other than the eight Part I Offenses. The Uniform Crime Reporting Program gathers only arrest data for Part II Offenses, however, SLCPD results displayed in this document display all Part II Offenses, regardless of the presence of arrest data.
<b>ALL OTHER OFFENSES:</b>	Under the Part II Offense section, 'All Other Offenses' include Peeping Tom, Trespass, Kidnap/Abduction, Pornography, Extortion/Blackmail, Bribery, Warrants, Sexual Offenses, Obstruction, Public Peace, and Hit & Run.
<b>NON-UCR OFFENSES:</b>	Non-UCR Offenses include reports for all other offenses not classified as a Part I or Part II Offense. Results displayed separate some of these offenses such as Ambulance Calls, Deaths, Missing Persons, Suicides, Suspicious Activity, and Traffic Accidents.
<b>ALL OTHER NON-UCR:</b>	Under the Non-UCR category, 'All Other' include the remainder of offenses not classified as Part I or Part II and not separated from the Non-UCR Offenses. These include things such as Loud Parties, Barking Dogs, Mentally Ill Subjects, Citizen Assistance, etc.
<b>LOW NUMBER OFFENSES:</b>	On page two, in the interest of space and allowing for easier viewing, the category titled 'Low Number Offenses' include Part I and Part II Offenses from page one that have totals under the amount of 15.

## Offenses

PART I OFFENSES

OFFENSE	APR 17	APR 18
Homicide	0	0
Sexual Assault	1	0
Robbery	2	1
Aggravated Assault	0	8
Burglary	20	15
Larceny/Theft	136	106
Motor Vehicle Theft	15	19
Arson	0	0
<b>PART I TOTALS</b>	<b>174</b>	<b>149</b>

NON-UCR OFFENSES

Ambulance Calls	8	10
Deaths	1	3
Missing Persons	2	3
Suicides	2	1
Suspicious Activity	7	9
Traffic Accidents	62	62
All Other	93	80
<b>NON-UCR TOTALS</b>	<b>175</b>	<b>168</b>

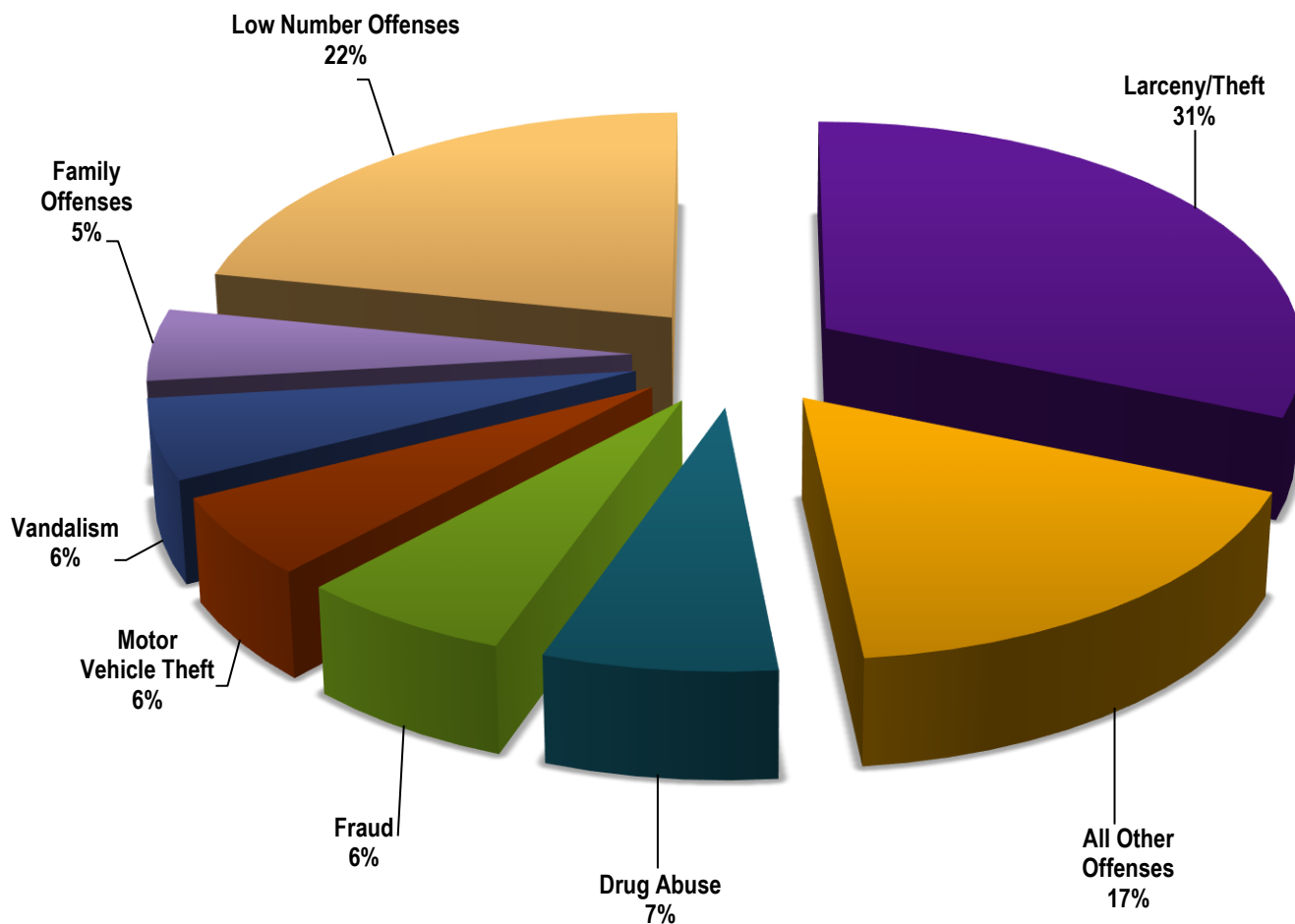
TOTALS

<b>PART I OFFENSES</b>	<b>174</b>	<b>149</b>
<b>PART II OFFENSES</b>	<b>167</b>	<b>190</b>
<b>NON-UCR OFFENSES</b>	<b>175</b>	<b>168</b>
<b>TOTAL</b>	<b>516</b>	<b>507</b>

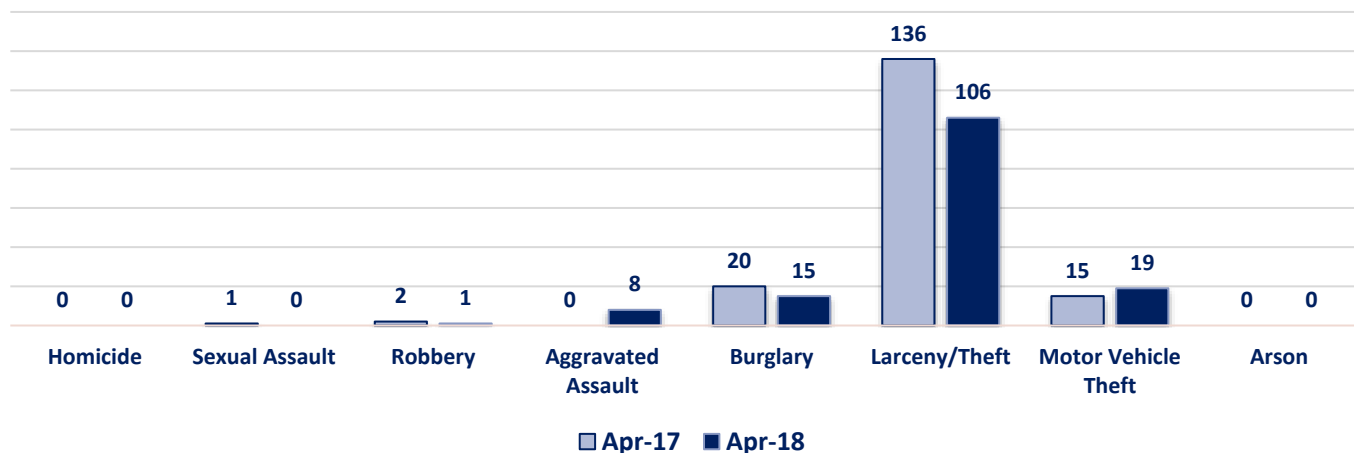
PART II OFFENSES

OFFENSE	APR 17	APR 18
Other Assaults	12	16
Forgery/Counterfeit	14	8
Fraud	27	22
Embezzlement	0	1
Stolen Property	5	4
Vandalism	20	19
Weapons	0	2
Prostitution	2	0
Sex Offenses	2	0
Drug Abuse	6	24
Gambling	0	0
Family Offenses	6	17
DUI	8	2
Liquor Laws	5	3
Drunkenness	9	5
Disorderly Conduct	2	7
All Other Offenses	48	58
Curfew/Loitering	0	0
Runaway	1	2
<b>PART II TOTALS</b>	<b>167</b>	<b>190</b>

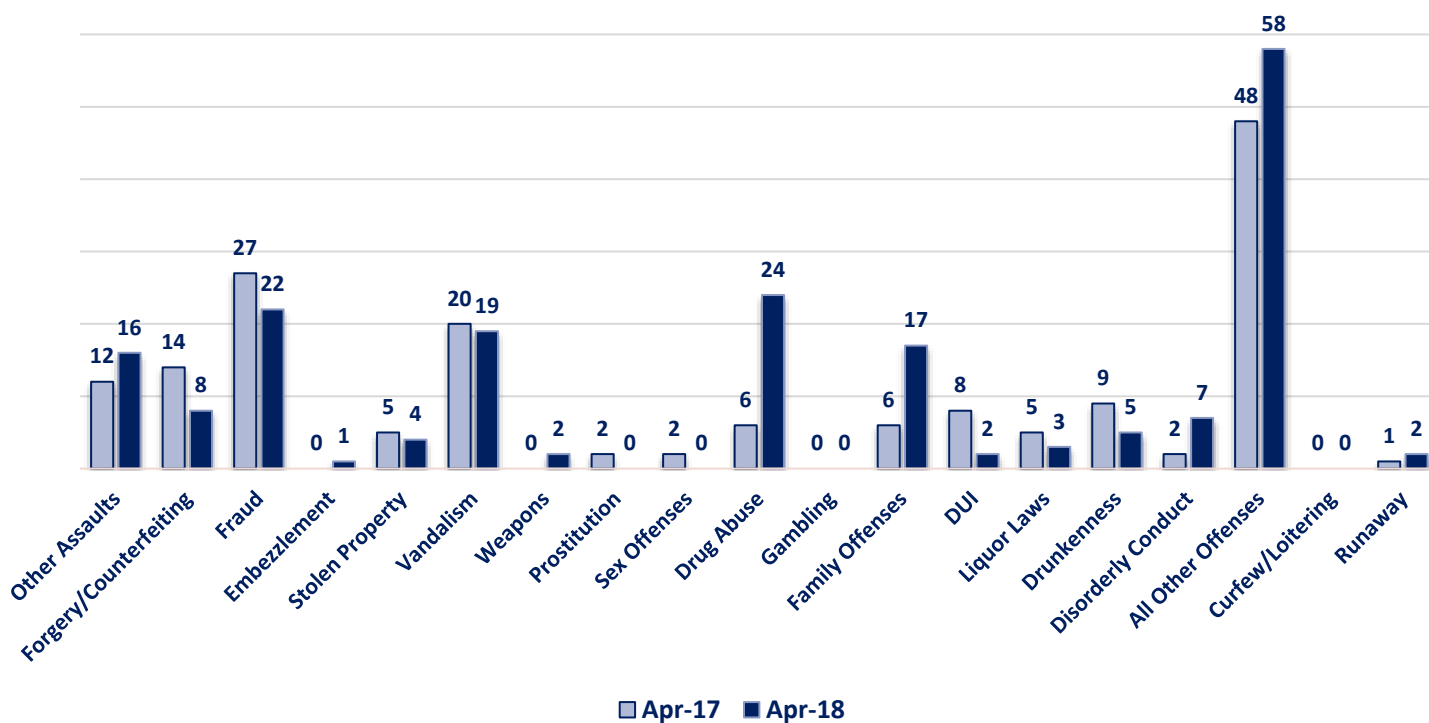
## APRIL 2018 - Part I & II Offense Percentages



### Part I Offenses

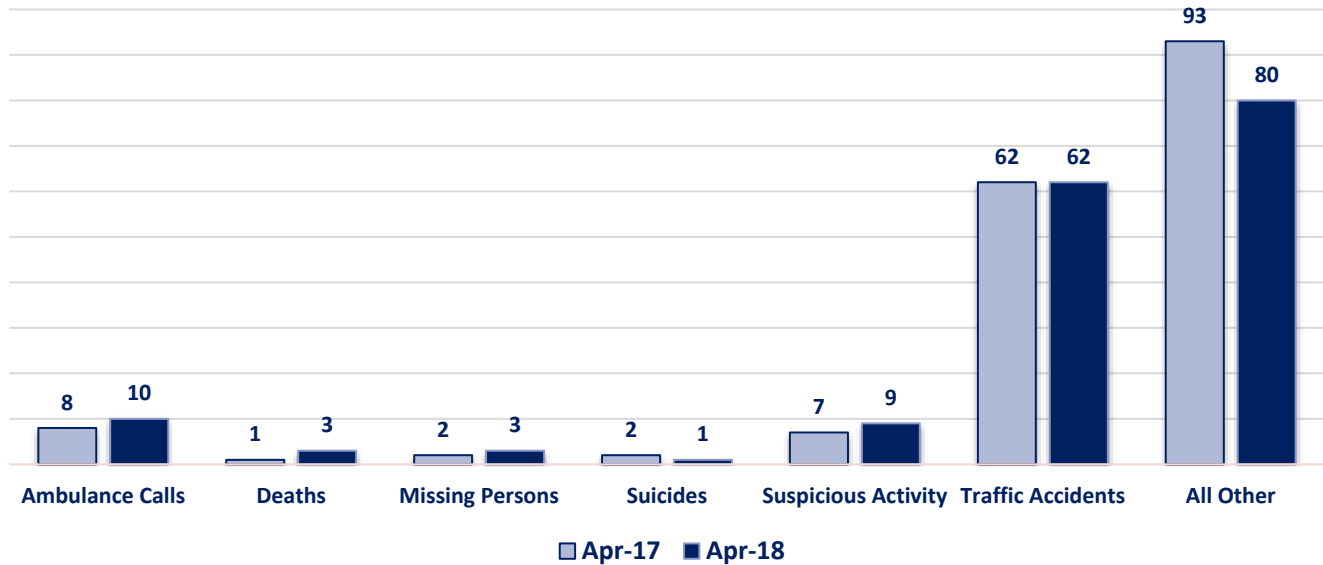


### Part II Offenses

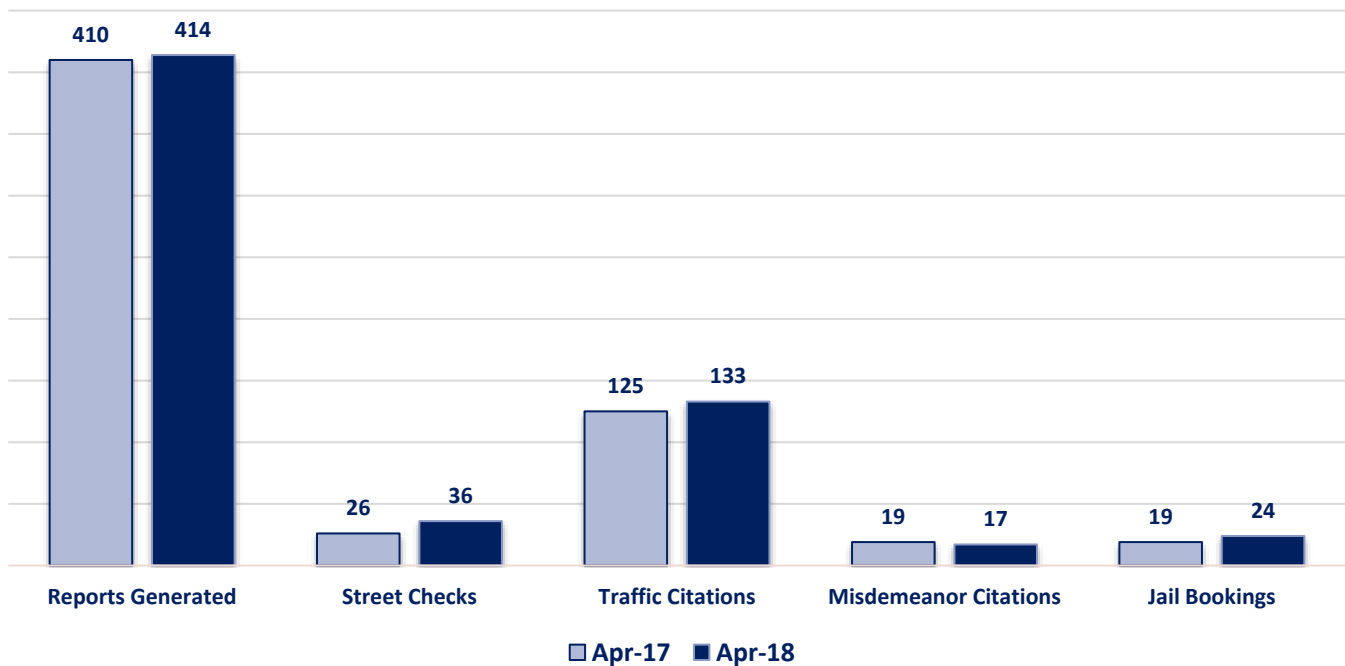




### Non-UCR Offenses

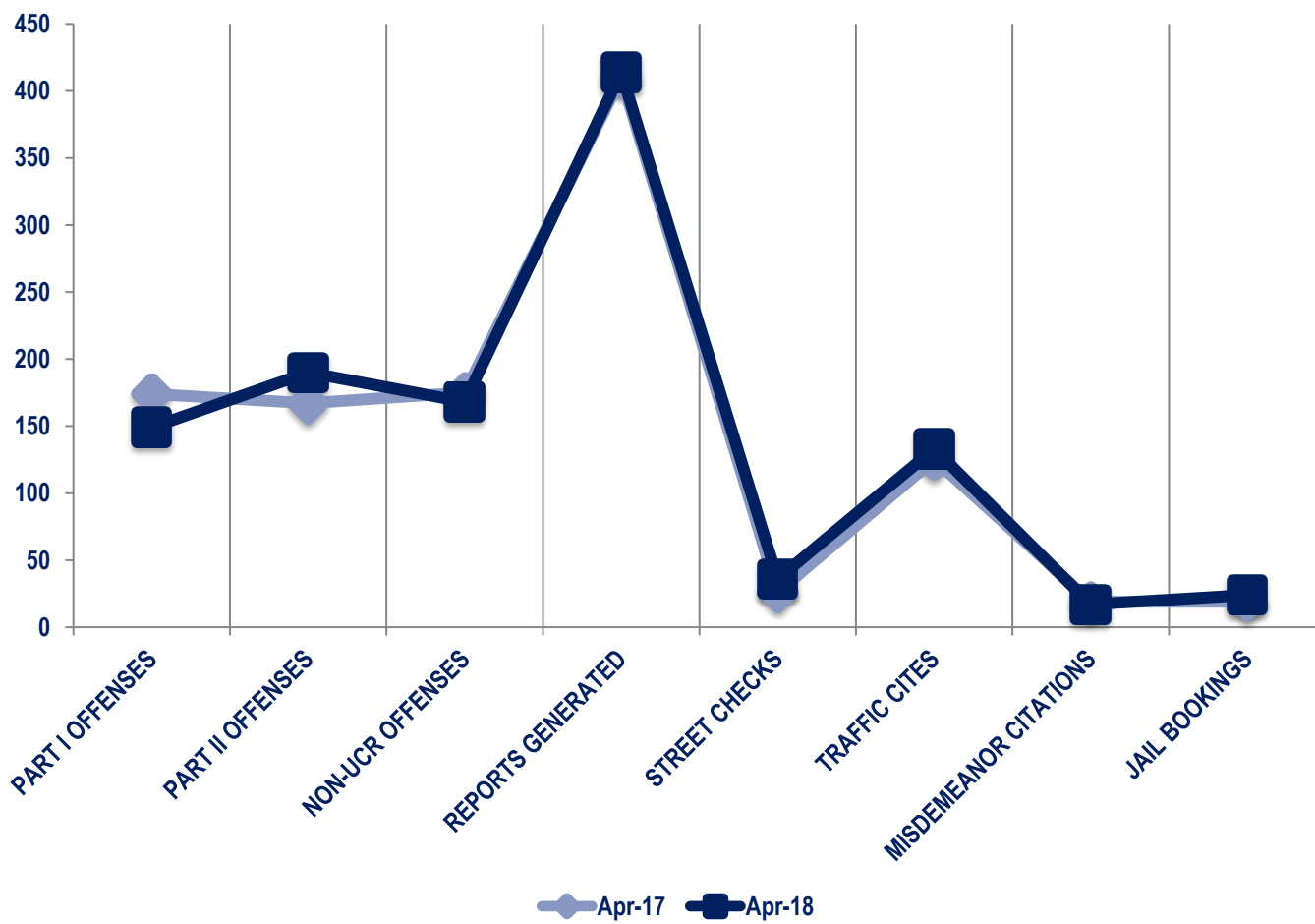


### Other Event Totals



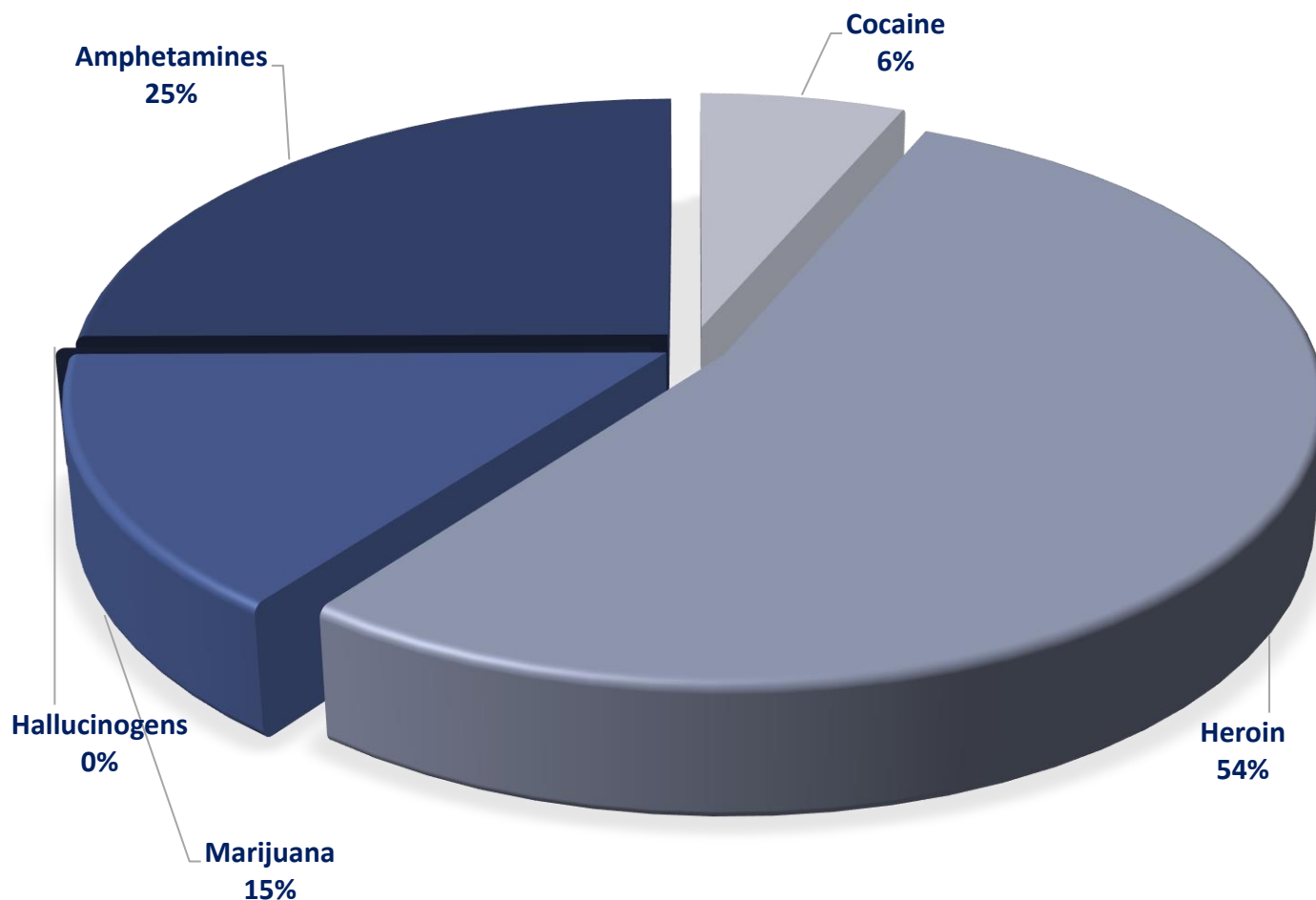
## Combined Offense/Event Trends

	APR 17	APR 18
<b>Part I Offenses</b>	174	149
<b>Part II Offenses</b>	167	190
<b>NonUCR Offenses</b>	175	168
<b>Reports Generated</b>	410	414
<b>Street Checks</b>	26	36
<b>Traffic Citations</b>	125	133
<b>Misdemeanor Citations</b>	19	17
<b>Jail Bookings</b>	19	24

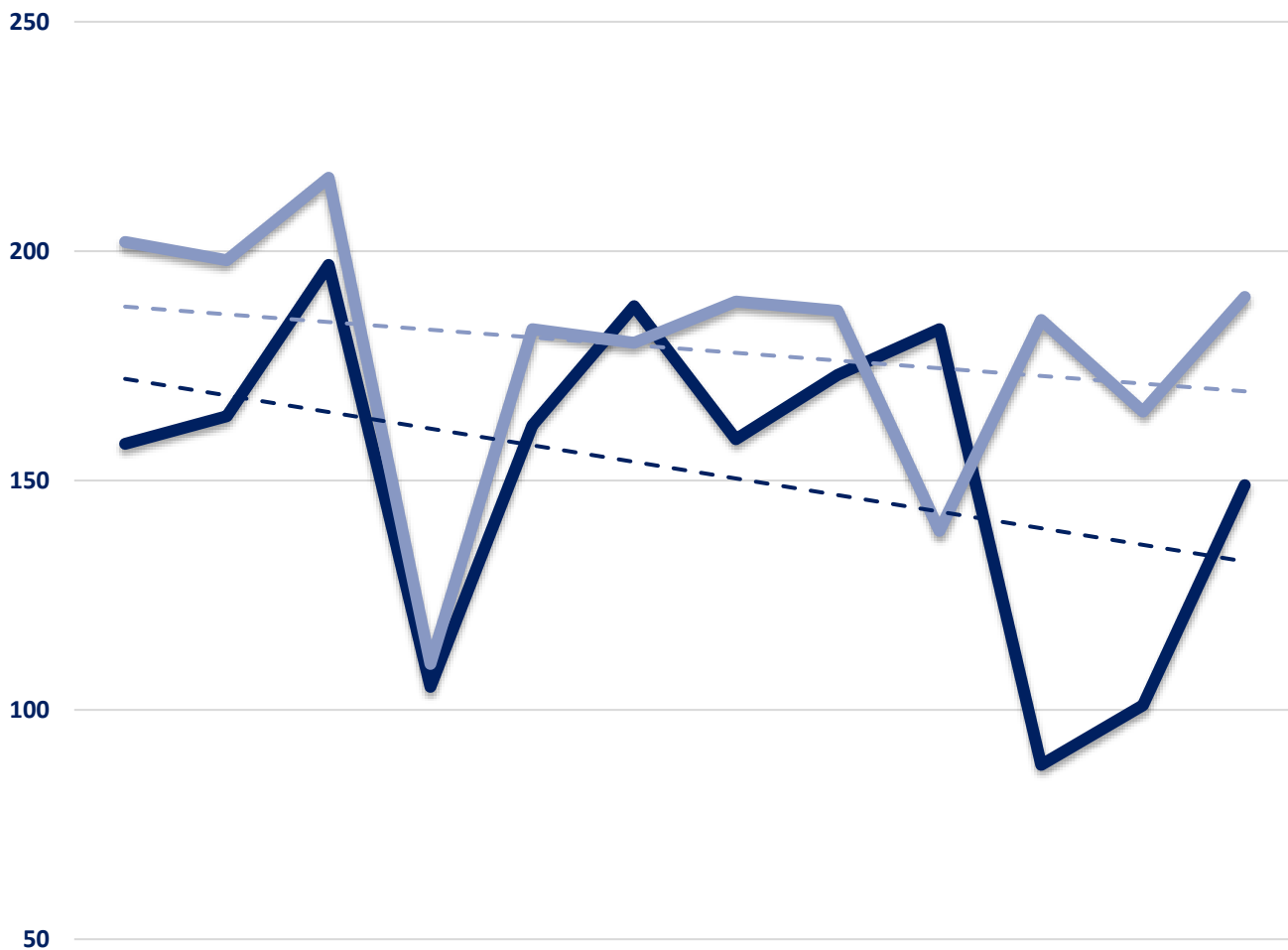


### Seized Drugs

TYPE	DOSES	STREET VALUE
Cocaine	127.0	\$ 1,270.00
Heroin	1059.5	\$ 10,595.00
Marijuana	288.0	\$ 1,728.07
Hallucinogens	0.0	\$ -
Amphetamines	493.8	\$ 4,937.80
<b>TOTAL</b>	<b>1968.3</b>	<b>\$ 18,530.87</b>



### Part I & II Offenses - One Year



	MAY 2017	JUN 2017	JUL 2017	AUG 2017	SEP 2017	OCT 2017	NOV 2017	DEC 2017	JAN 2018	FEB 2018	MAR 2018	APR 2018
<b>PART I</b>	158	164	197	105	162	188	159	173	183	88	101	149
<b>PART II</b>	202	198	216	110	183	180	189	187	139	185	165	190

— PART I   
 — PART II   
 - - - Part I Linear Forecast   
 - - - Part II Linear Forecast



## CITY COUNCIL DISTRICT #7

### MONTHLY OFFENSE SUMMARY

MAY 2018

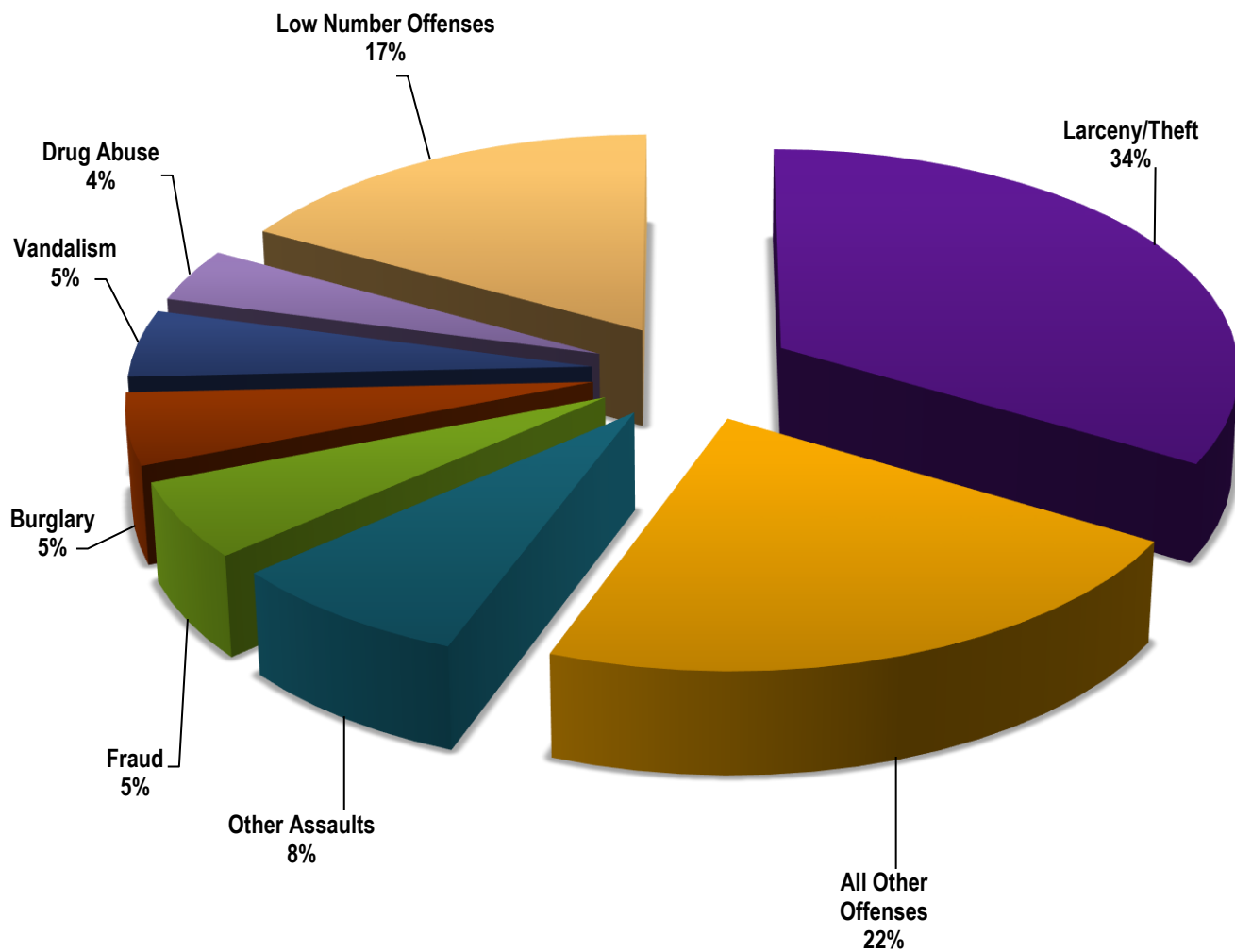
These figures represent preliminary counts of original Police Incident Reports and include all offenses within the above listed City Council District only. Full statistical analysis to determine the confidence level of this data has not been performed. The results contained herein are approximate in relation to the listed area and may not fully coincide with data shown in other areas of SLCPD's Crime Statistics page such as Calls for Service, Crimes Trending, and Crime Reports due to and reflective of departmental procedures that were in place at the time the event occurred and the date this data was compiled. Results displayed are not distinguished as attempted or completed crimes, do not include other calls for police service, and only represent police service where a report was made. Police Incident Reports are classified by primary offense categories as defined by the Uniform Crime Reporting (UCR) system. However, data is not subjected to any other standards set forth under UCR. Although every reasonable verification effort is made, the accuracy of any data is subject to the constraints of the report generation process as well as the manner, format, and point in time of any query.

<b>PART I OFFENSES:</b>	Chosen by the FBI as Part I Offenses because they are serious crimes that occur with regularity in all areas of the country and are likely to be reported to Police.
<b>PART II OFFENSES:</b>	All other crimes other than the eight Part I Offenses. The Uniform Crime Reporting Program gathers only arrest data for Part II Offenses, however, SLCPD results displayed in this document display all Part II Offenses, regardless of the presence of arrest data.
<b>ALL OTHER OFFENSES:</b>	Under the Part II Offense section, 'All Other Offenses' include Peeping Tom, Trespass, Kidnap/Abduction, Pornography, Extortion/Blackmail, Bribery, Warrants, Sexual Offenses, Obstruction, Public Peace, and Hit & Run.
<b>NON-UCR OFFENSES:</b>	Non-UCR Offenses include reports for all other offenses not classified as a Part I or Part II Offense. Results displayed separate some of these offenses such as Ambulance Calls, Deaths, Missing Persons, Suicides, Suspicious Activity, and Traffic Accidents.
<b>ALL OTHER NON-UCR:</b>	Under the Non-UCR category, 'All Other' include the remainder of offenses not classified as Part I or Part II and not separated from the Non-UCR Offenses. These include things such as Loud Parties, Barking Dogs, Mentally Ill Subjects, Citizen Assistance, etc.
<b>LOW NUMBER OFFENSES:</b>	On page two, in the interest of space and allowing for easier viewing, the category titled 'Low Number Offenses' include Part I and Part II Offenses from page one that have totals under the amount of 10.

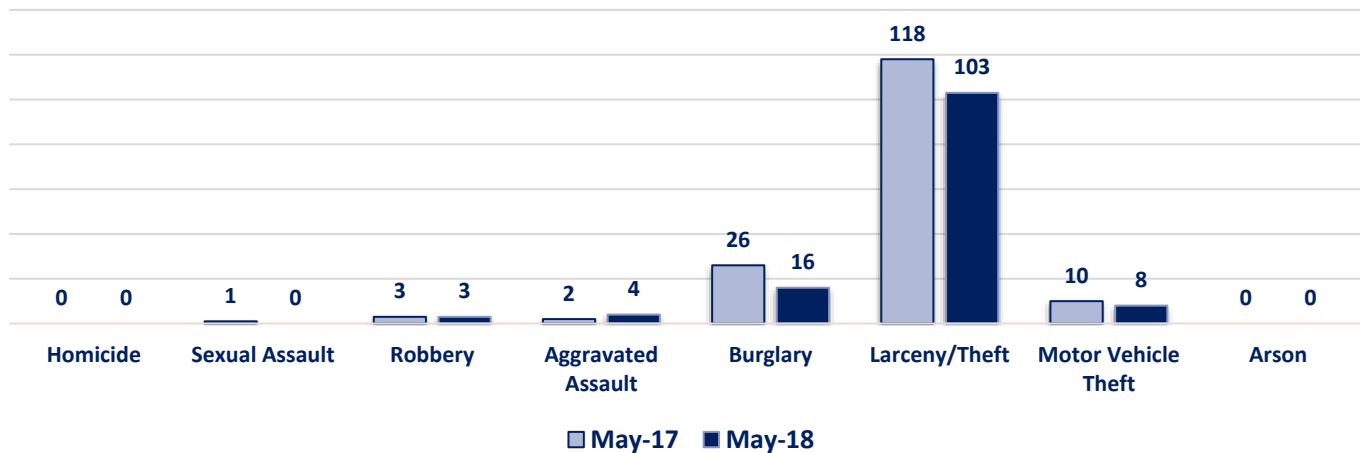
## Offenses

PART I OFFENSES	OFFENSE	MAY 17	MAY 18	OFFENSE	MAY 17	MAY 18	PART II OFFENSES
	Homicide	0	0	Other Assaults	24	24	
	Sexual Assault	1	0	Forgery/Counterfeit	7	3	
	Robbery	3	3	Fraud	27	17	
	Aggravated Assault	2	4	Embezzlement	0	0	
	Burglary	26	16	Stolen Property	2	1	
	Larceny/Theft	118	103	Vandalism	30	15	
	Motor Vehicle Theft	10	8	Weapons	1	0	
	Arson	0	0	Prostitution	0	1	
NON-UCR OFFENSES	<b>PART I TOTALS</b>	<b>160</b>	<b>134</b>	Sex Offenses	3	2	PART II OFFENSES
	Ambulance Calls	13	6	Drug Abuse	22	12	
	Deaths	2	2	Gambling	0	0	
	Missing Persons	2	2	Family Offenses	10	5	
	Suicides	0	2	DUI	3	4	
	Suspicious Activity	11	11	Liquor Laws	3	4	
	Traffic Accidents	70	70	Drunkenness	7	12	
	All Other	94	103	Disorderly Conduct	1	4	
	<b>NON-UCR TOTALS</b>	<b>192</b>	<b>196</b>	All Other Offenses	65	68	
TOTALS	<b>PART I OFFENSES</b>	<b>160</b>	<b>134</b>	Curfew/Loitering	0	0	PART II OFFENSES
	<b>PART II OFFENSES</b>	<b>207</b>	<b>173</b>	Runaway	2	1	
	<b>NON-UCR OFFENSES</b>	<b>192</b>	<b>196</b>	<b>PART II TOTALS</b>	<b>207</b>	<b>173</b>	
	<b>TOTAL</b>	<b>559</b>	<b>503</b>				

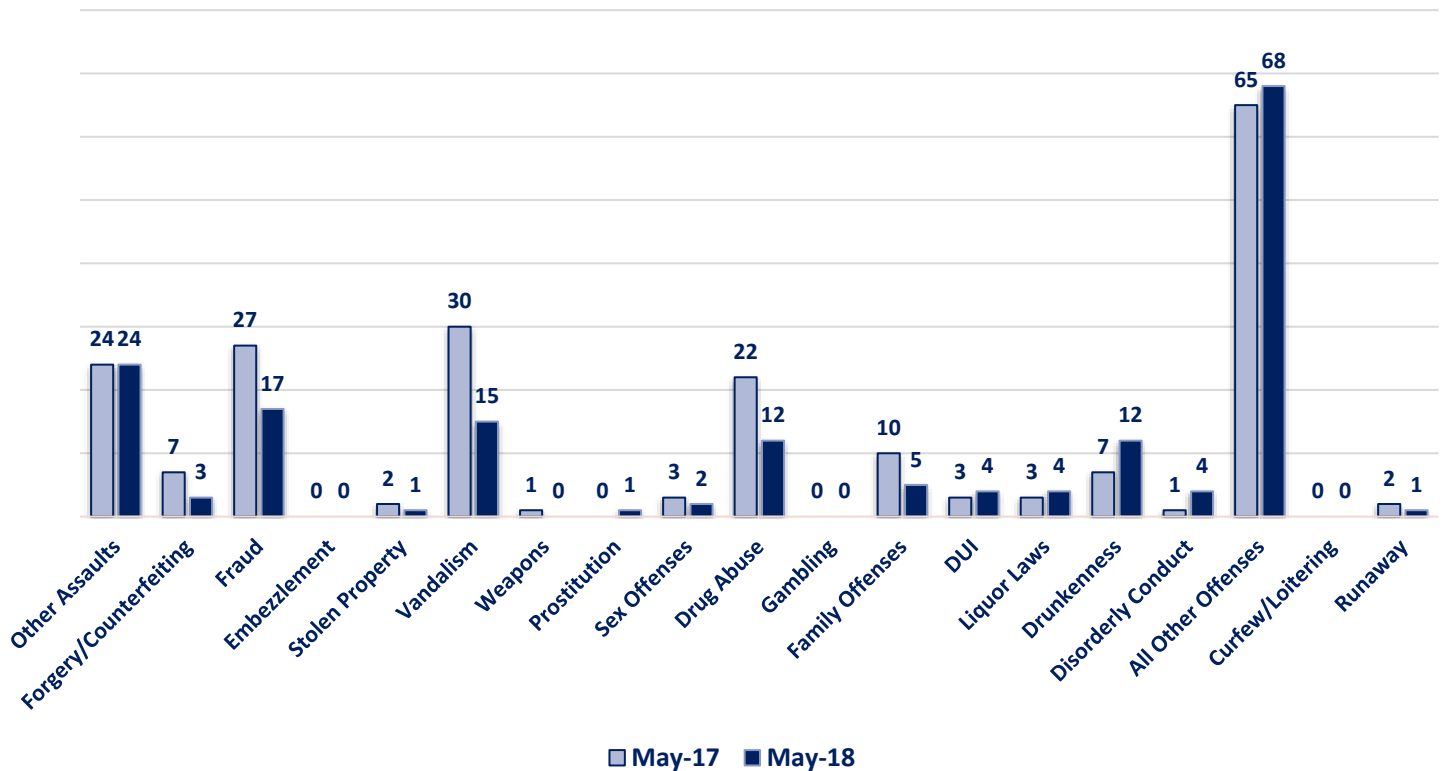
## May 2018 - Part I & II Offense Percentages



### Part I Offenses

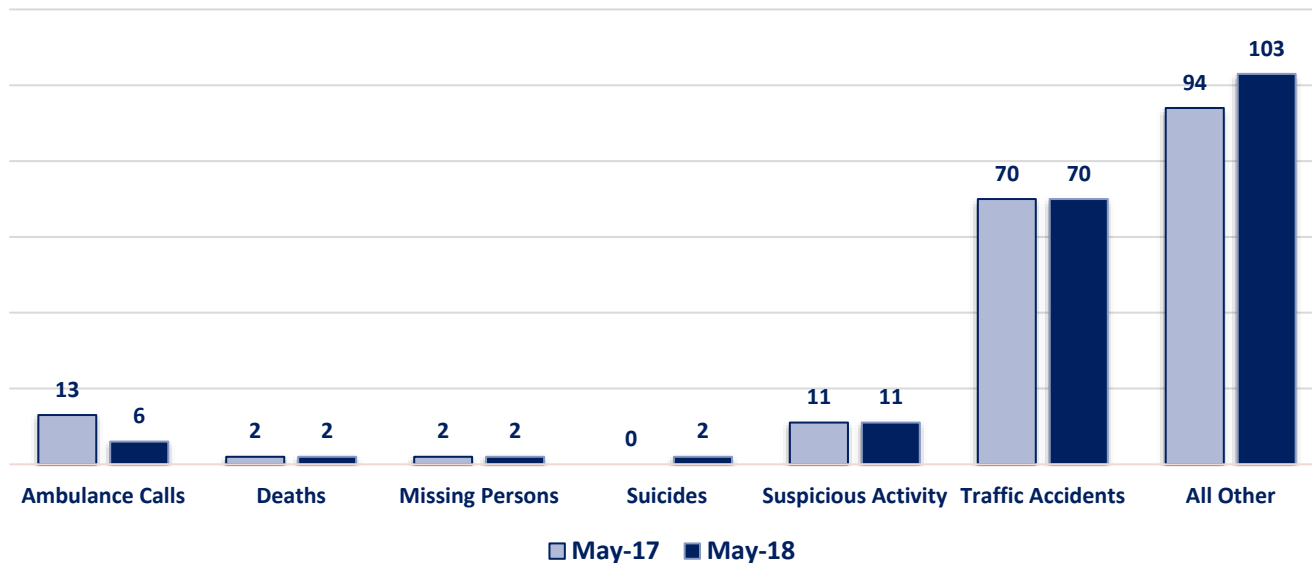


### Part II Offenses

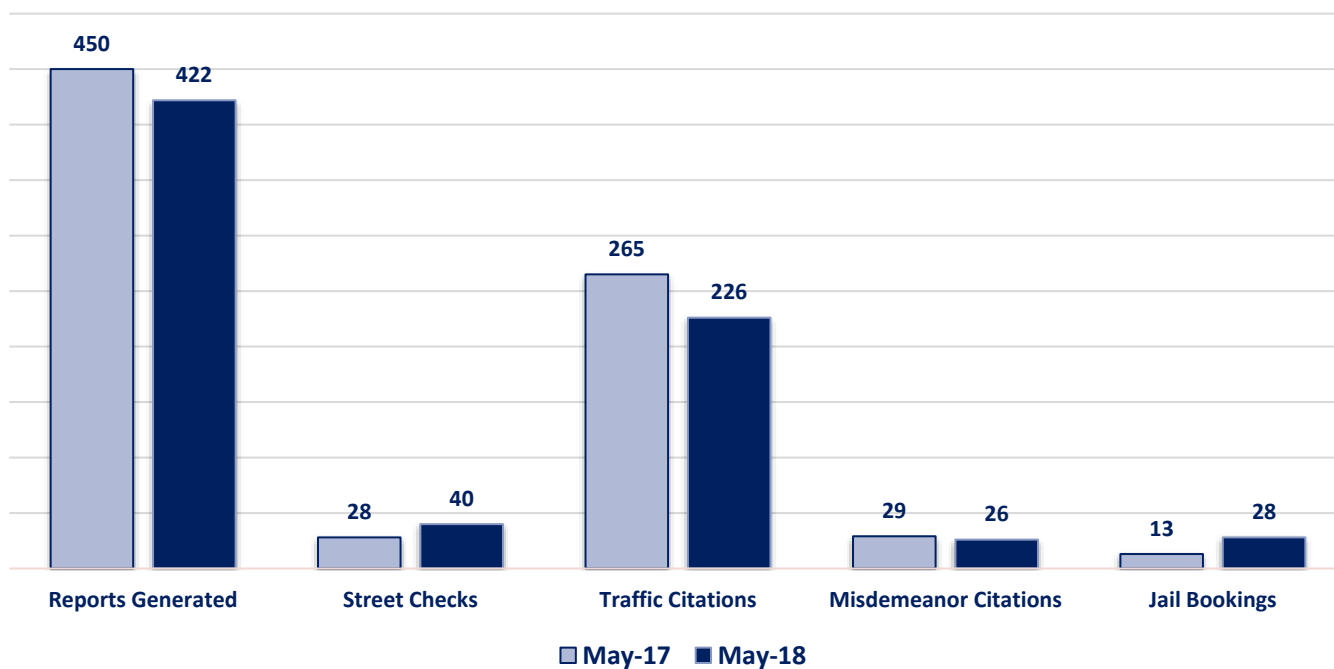




### Non-UCR Offenses

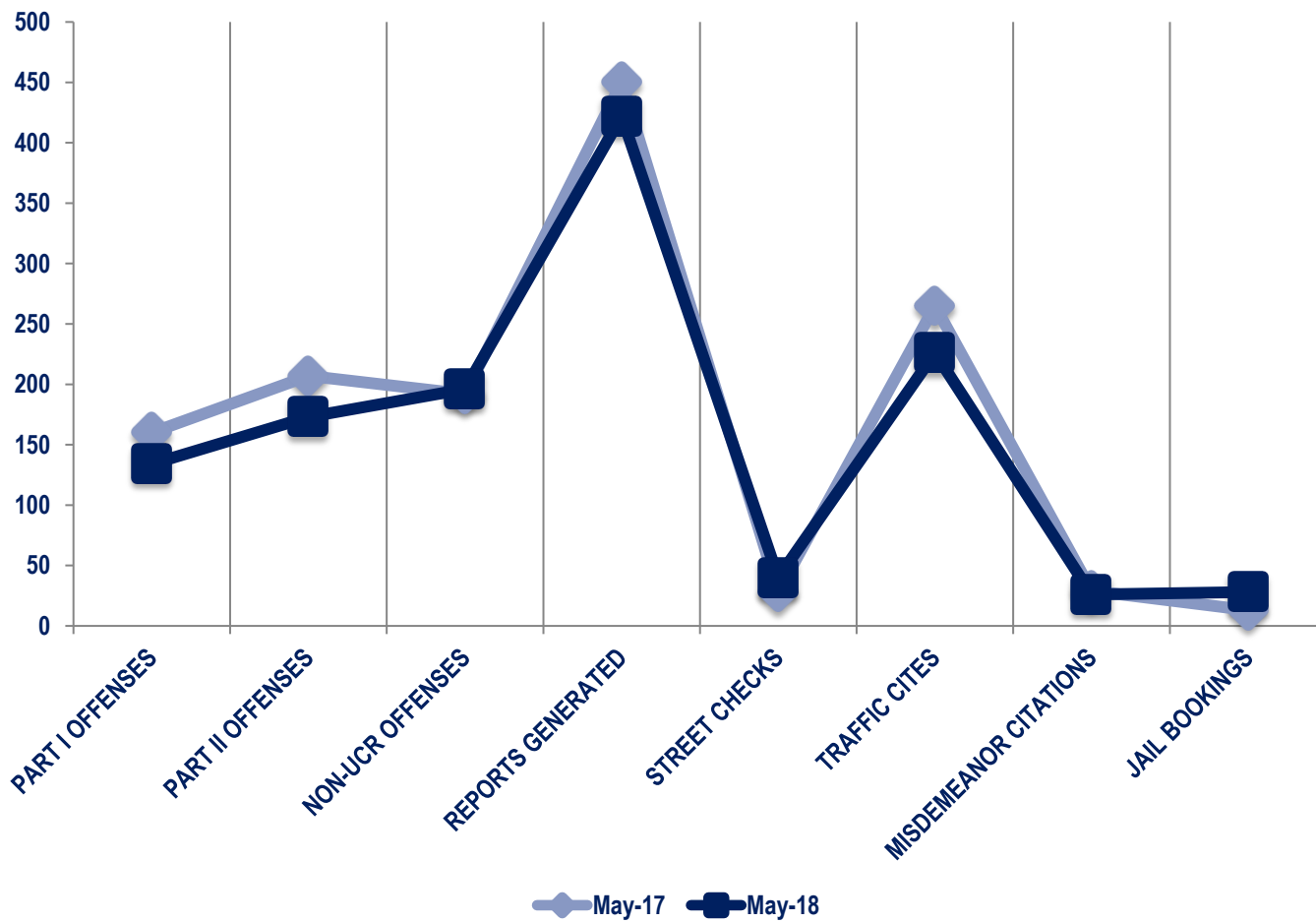


### Other Event Totals



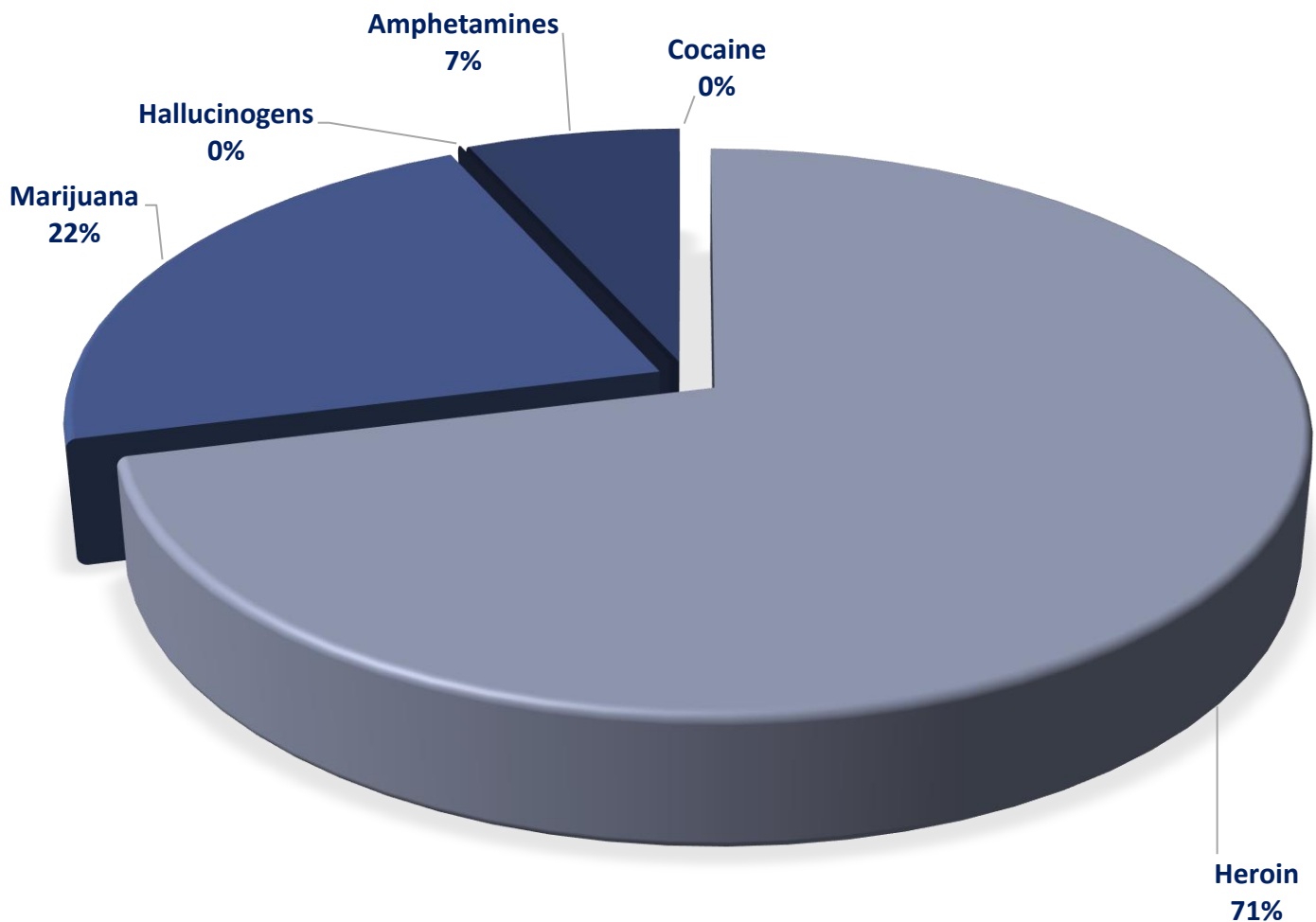
## Combined Offense/Event Trends

	MAY 2017	MAY 2018
<b>Part I Offenses</b>	160	134
<b>Part II Offenses</b>	207	173
<b>NonUCR Offenses</b>	192	196
<b>Reports Generated</b>	450	422
<b>Street Checks</b>	28	40
<b>Traffic Citations</b>	265	226
<b>Misdemeanor Citations</b>	29	26
<b>Jail Bookings</b>	13	28

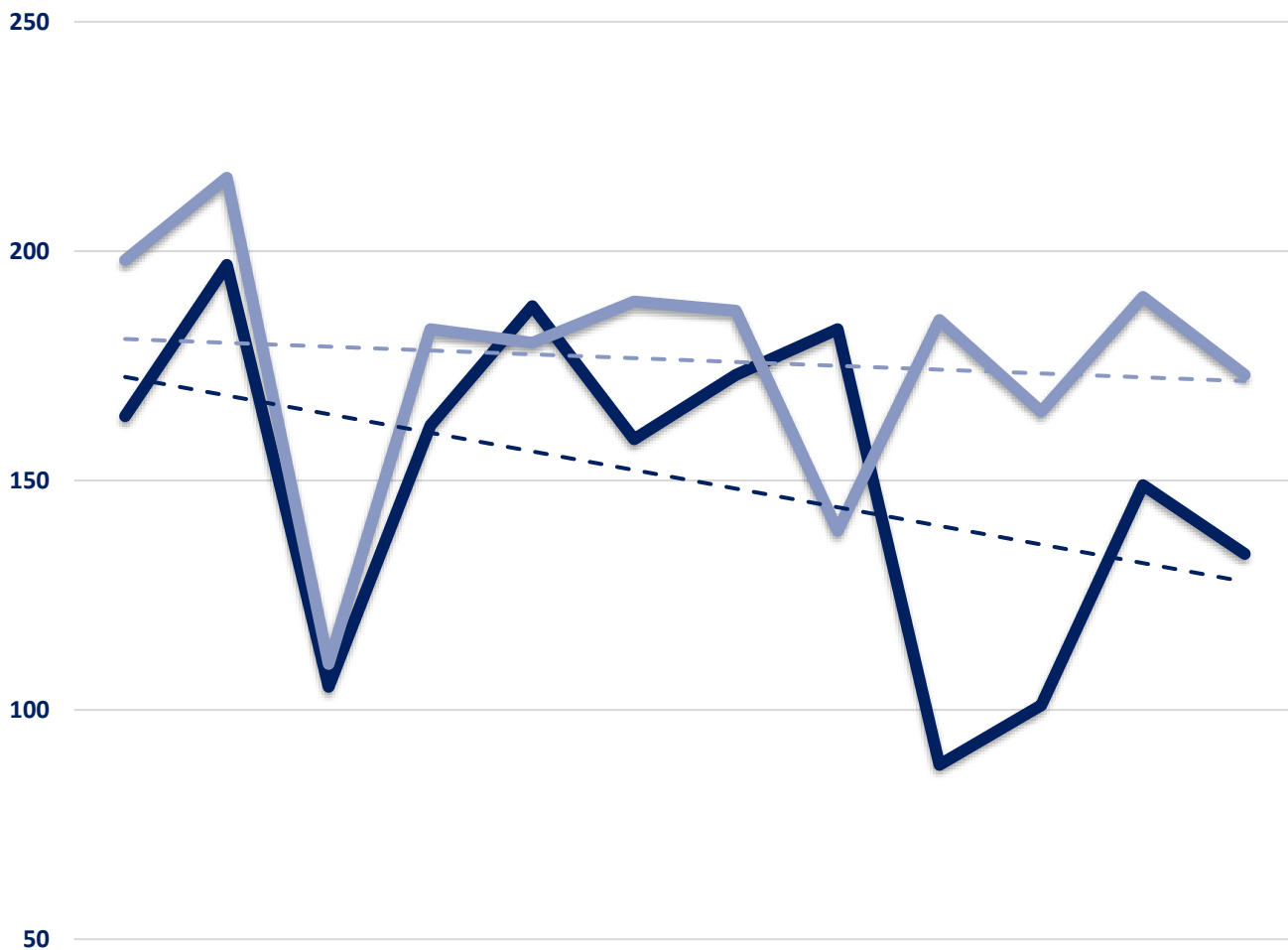


### Seized Drugs

TYPE	DOSES	STREET VALUE
Cocaine	0.0	\$ -
Heroin	21.0	\$ 210.00
Marijuana	6.5	\$ 39.15
Hallucinogens	0.0	\$ -
Amphetamines	2.0	\$ 20.00
<b>TOTAL</b>	<b>29.5</b>	<b>\$ 269.15</b>



### Part I & II Offenses - One Year



	JUN 2017	JUL 2017	AUG 2017	SEP 2017	OCT 2017	NOV 2017	DEC 2017	JAN 2018	FEB 2018	MAR 2018	APR 2018	MAY 2018
<b>PART I</b>	164	197	105	162	188	159	173	183	88	101	149	134
<b>PART II</b>	198	216	110	183	180	189	187	139	185	165	190	173

— **PART I**    
 — **PART II**    
 - - - Part I Linear Forecast    
 - - - Part II Linear Forecast



## CITY COUNCIL DISTRICT #7

### MONTHLY OFFENSE SUMMARY

**JUNE 2018**

These figures represent preliminary counts of original Police Incident Reports and include all offenses within the above listed City Council District only. Full statistical analysis to determine the confidence level of this data has not been performed. The results contained herein are approximate in relation to the listed area and may not fully coincide with data shown in other areas of SLCPD's Crime Statistics page such as Calls for Service, Crimes Trending, and Crime Reports due to and reflective of departmental procedures that were in place at the time the event occurred and the date this data was compiled. Results displayed are not distinguished as attempted or completed crimes, do not include other calls for police service, and only represent police service where a report was made. Police Incident Reports are classified by primary offense categories as defined by the Uniform Crime Reporting (UCR) system, however for this report all offenses are included, and each incident may have more than one offense listed on it. In cases where there is more than one offense listed, all offenses are counted individually. Although every reasonable verification effort is made, the accuracy of any data is subject to the constraints of the report generation process as well as the manner, format, and point in time of any query.

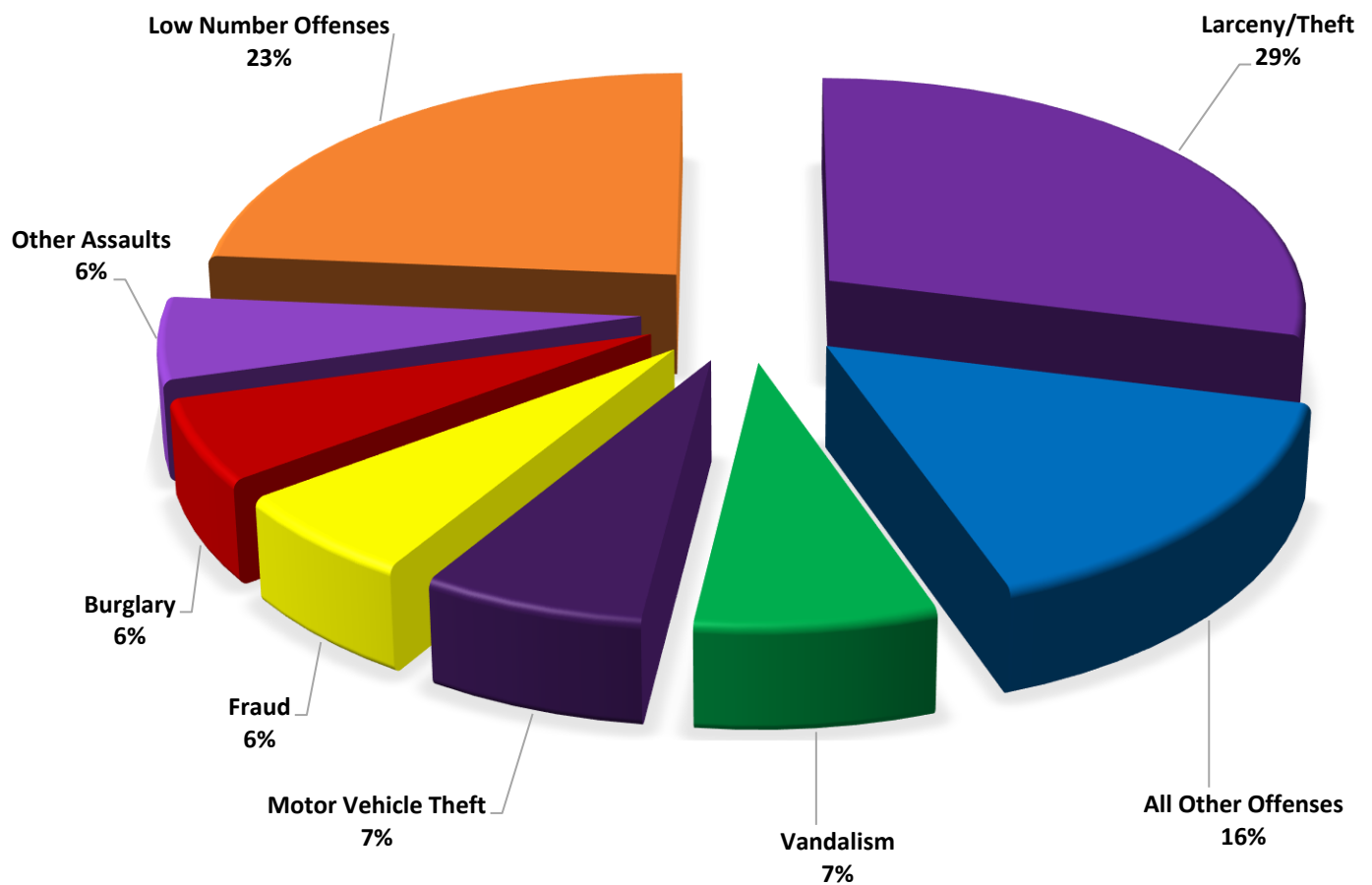
---

<b>PART I OFFENSES:</b>	Chosen by the FBI as Part I Offenses because they are serious crimes that occur with regularity in all areas of the country and are likely to be reported to Police.
<b>PART II OFFENSES:</b>	All other crimes other than the eight Part I Offenses. The Uniform Crime Reporting Program gathers only arrest data for Part II Offenses, however, SLCPD results displayed in this document display all Part II Offenses, regardless of the presence of arrest data.
<b>ALL OTHER OFFENSES:</b>	Under the Part II Offense section, 'All Other Offenses' include Peeping Tom, Trespass, Kidnap/Abduction, Pornography, Extortion/Blackmail, Bribery, Warrants, Sexual Offenses, Obstruction, Public Peace, and Hit & Run.
<b>NON-UCR OFFENSES:</b>	Non-UCR Offenses include reports for all other offenses not classified as a Part I or Part II Offense. Results displayed separate some of these offenses such as Ambulance Calls, Deaths, Missing Persons, Suicides, Suspicious Activity, and Traffic Accidents.
<b>ALL OTHER NON-UCR:</b>	Under the Non-UCR category, 'All Other' include the remainder of offenses not classified as Part I or Part II and not separated from the Non-UCR Offenses. These include things such as Loud Parties, Barking Dogs, Mentally Ill Subjects, Citizen Assistance, etc.
<b>LOW NUMBER OFFENSES:</b>	On page two, in the interest of space and allowing for easier viewing, the category titled 'Low Number Offenses' include Part I and Part II Offenses from page one that have totals under the amount of 20.

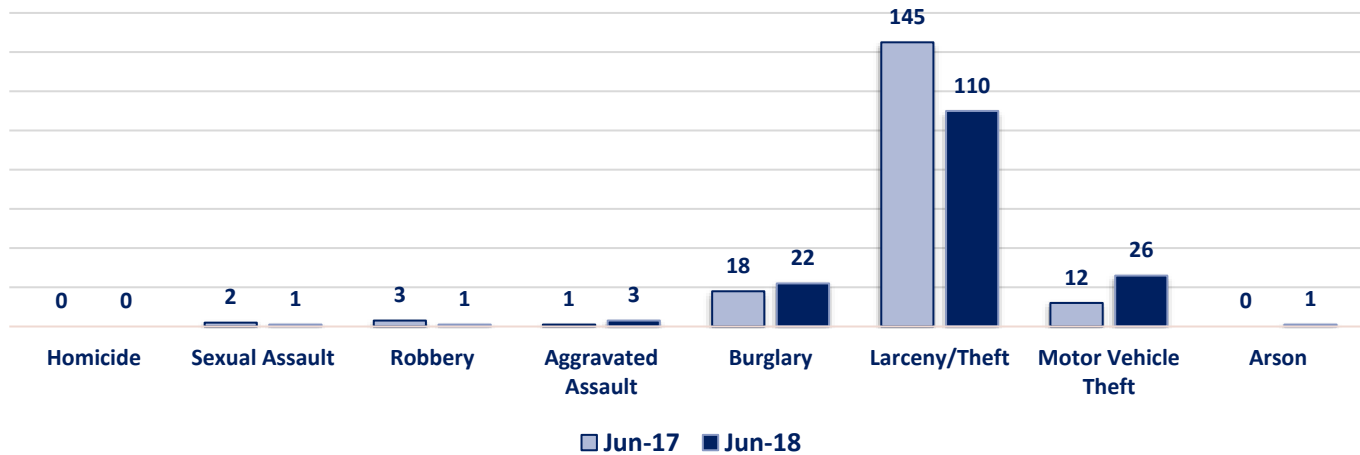
## Offenses

PART I OFFENSES	OFFENSE	JUN 17	JUN 18	OFFENSE	JUN 17	JUN 18
	Homicide	0	0	Other Assaults	24	22
	Sexual Assault	2	1	Forgery/Counterfeit	11	3
	Robbery	3	1	Fraud	25	23
	Aggravated Assault	1	3	Embezzlement	0	0
	Burglary	18	22	Stolen Property	2	1
	Larceny/Theft	145	110	Vandalism	24	28
	Motor Vehicle Theft	12	26	Weapons	2	0
	Arson	0	1	Prostitution	0	0
	PART I TOTALS	181	164	Sex Offenses	2	2
NON-UCR OFFENSES	Ambulance Calls	10	9	Drug Abuse	32	22
	Deaths	2	0	Gambling	0	0
	Missing Persons	1	5	Family Offenses	14	10
	Suicides	0	3	DUI	4	7
	Suspicious Activity	8	5	Liquor Laws	5	10
	Traffic Accidents	62	53	Drunkenness	4	18
	All Other	95	99	Disorderly Conduct	4	6
	NON-UCR TOTALS	178	174	All Other Offenses	59	60
	PART I OFFENSES	181	164	Curfew/Loitering	0	0
	PART II OFFENSES	213	217	Runaway	1	5
TOTALS	NON-UCR OFFENSES	178	174	PART II TOTALS	213	217
	TOTAL	572	555			

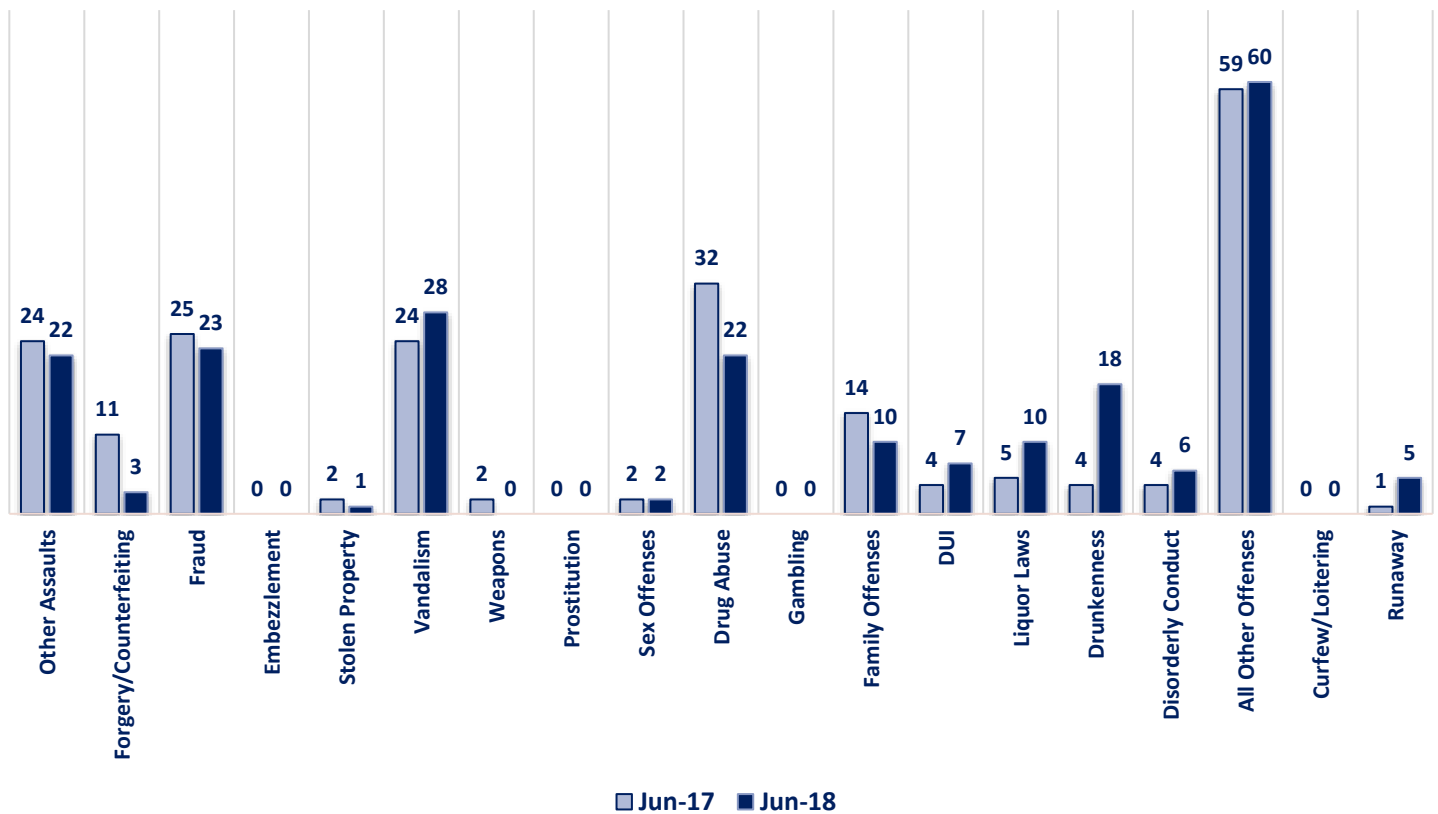
### JUNE 2018 - PART I & II OFFENSE PERCENTAGES



### Part I Offenses

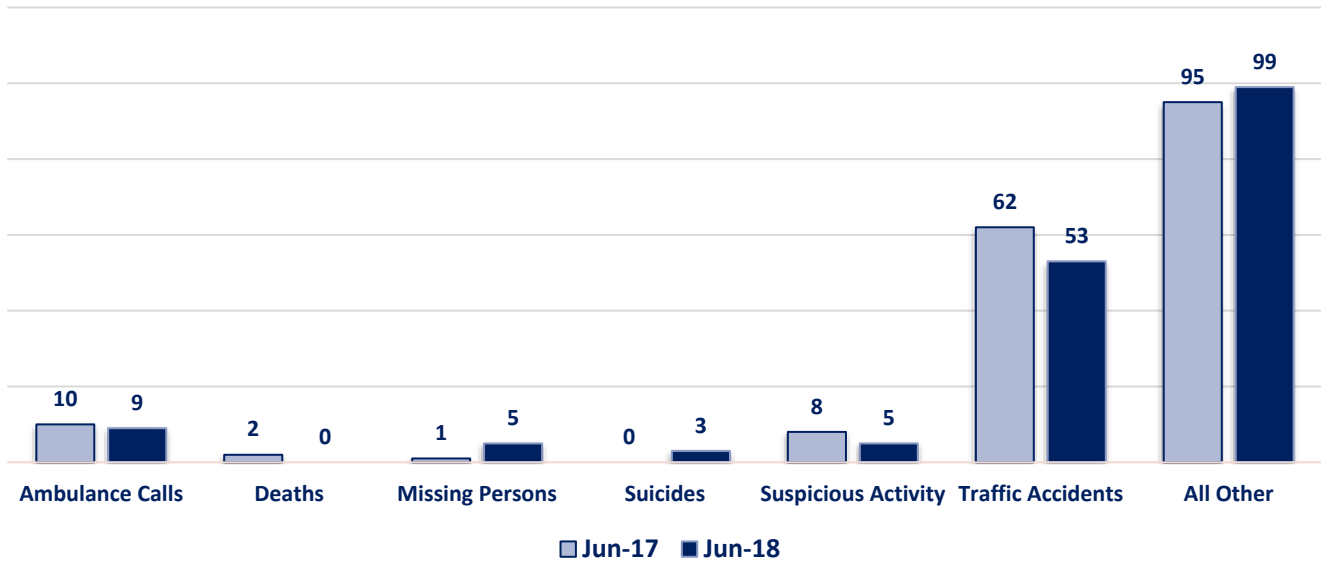


### Part II Offenses

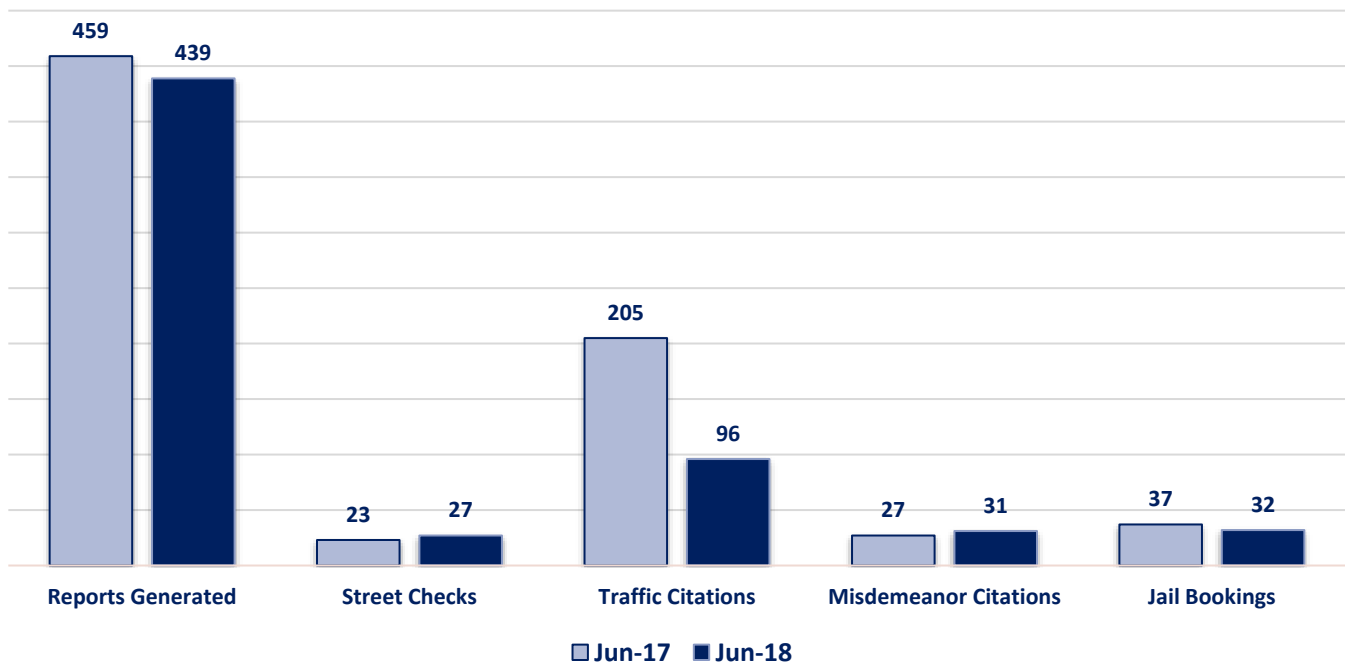




### Non-UCR Offenses

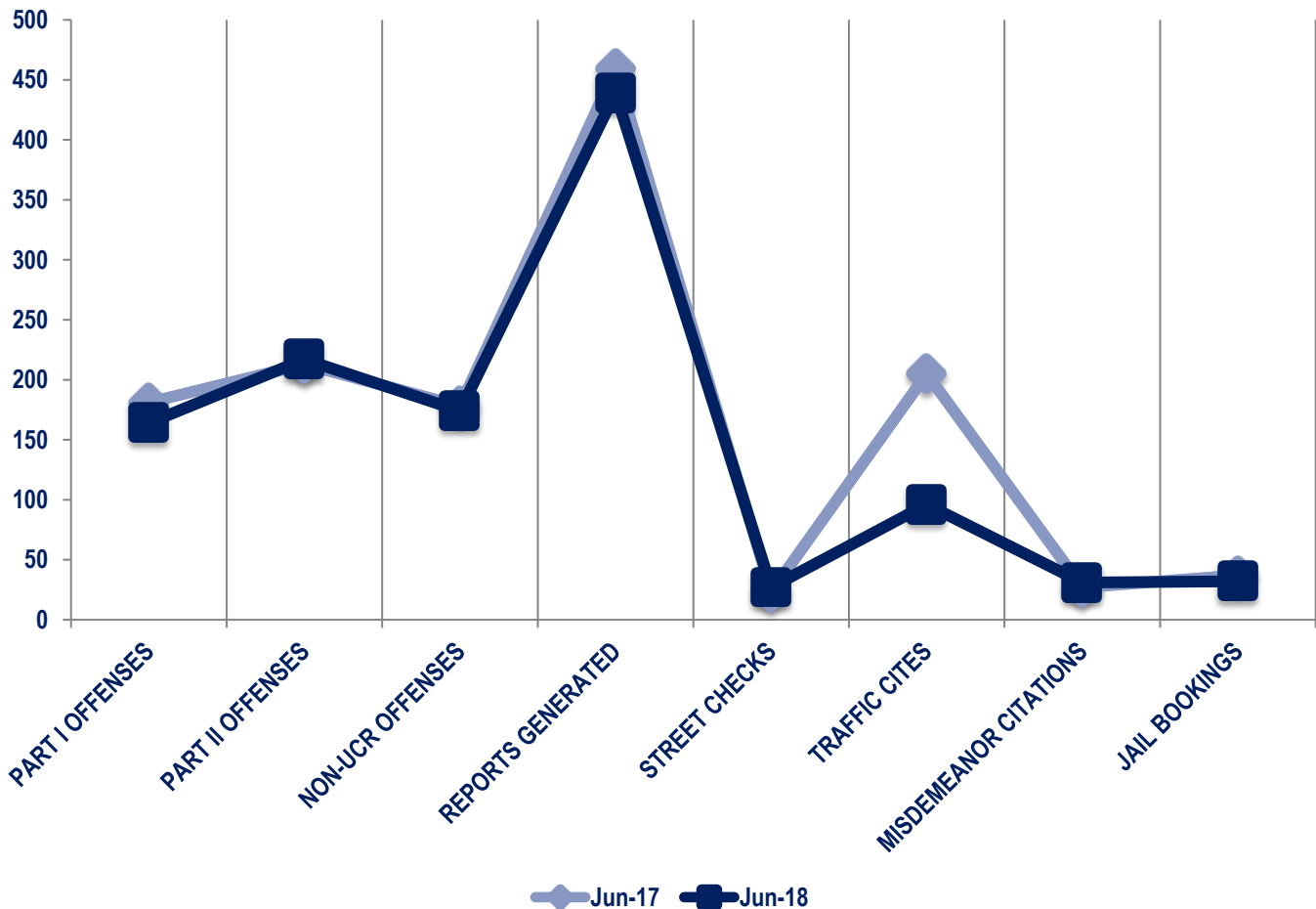


### Other Event Totals



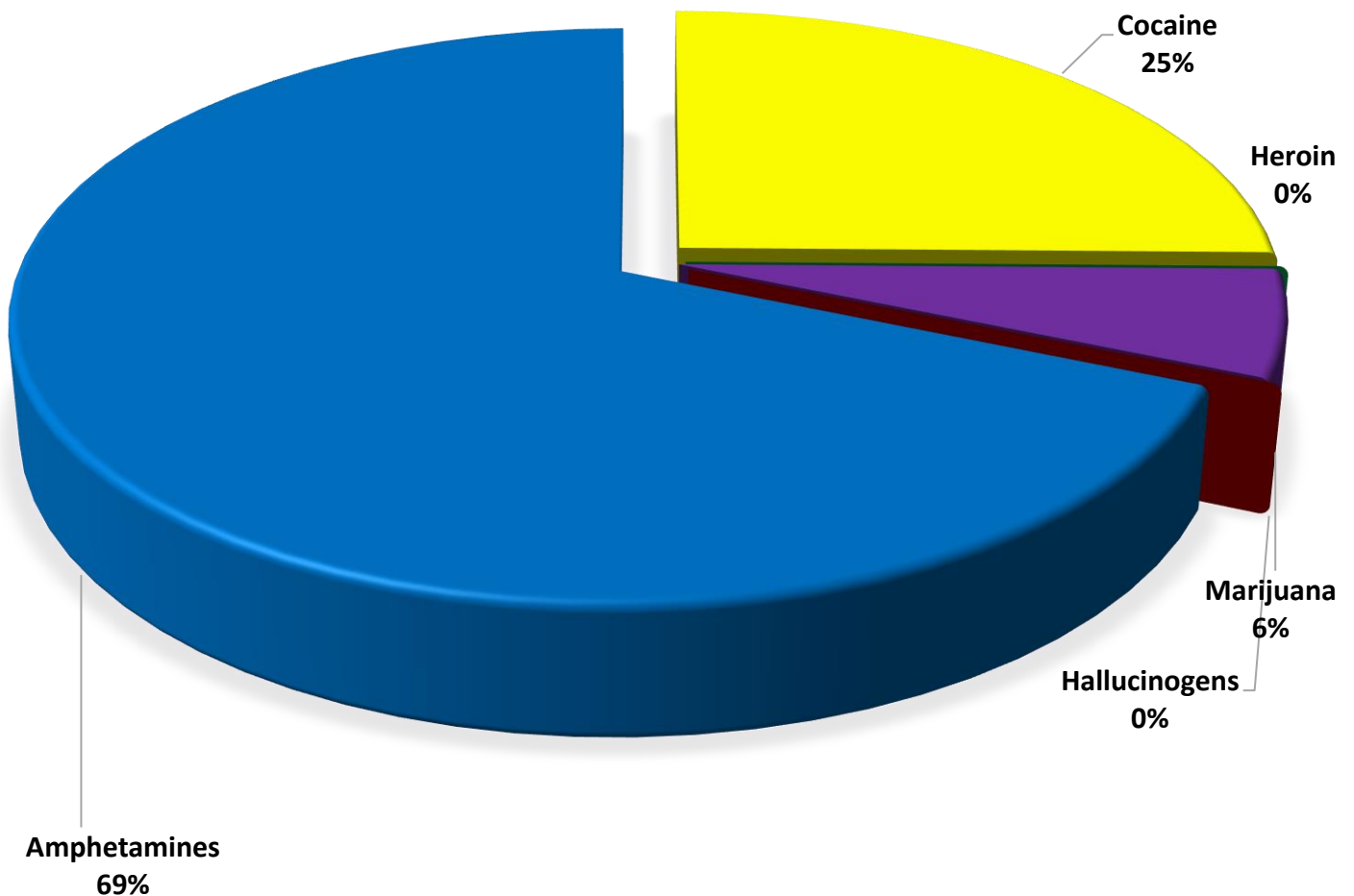
### Combined Offense/Event Trends

	JUN 2017	JUN 2018
<b>Part I Offenses</b>	181	164
<b>Part II Offenses</b>	213	217
<b>NonUCR Offenses</b>	178	174
<b>Reports Generated</b>	459	439
<b>Street Checks</b>	23	27
<b>Traffic Citations</b>	205	96
<b>Misdemeanor Citations</b>	27	31
<b>Jail Bookings</b>	37	32

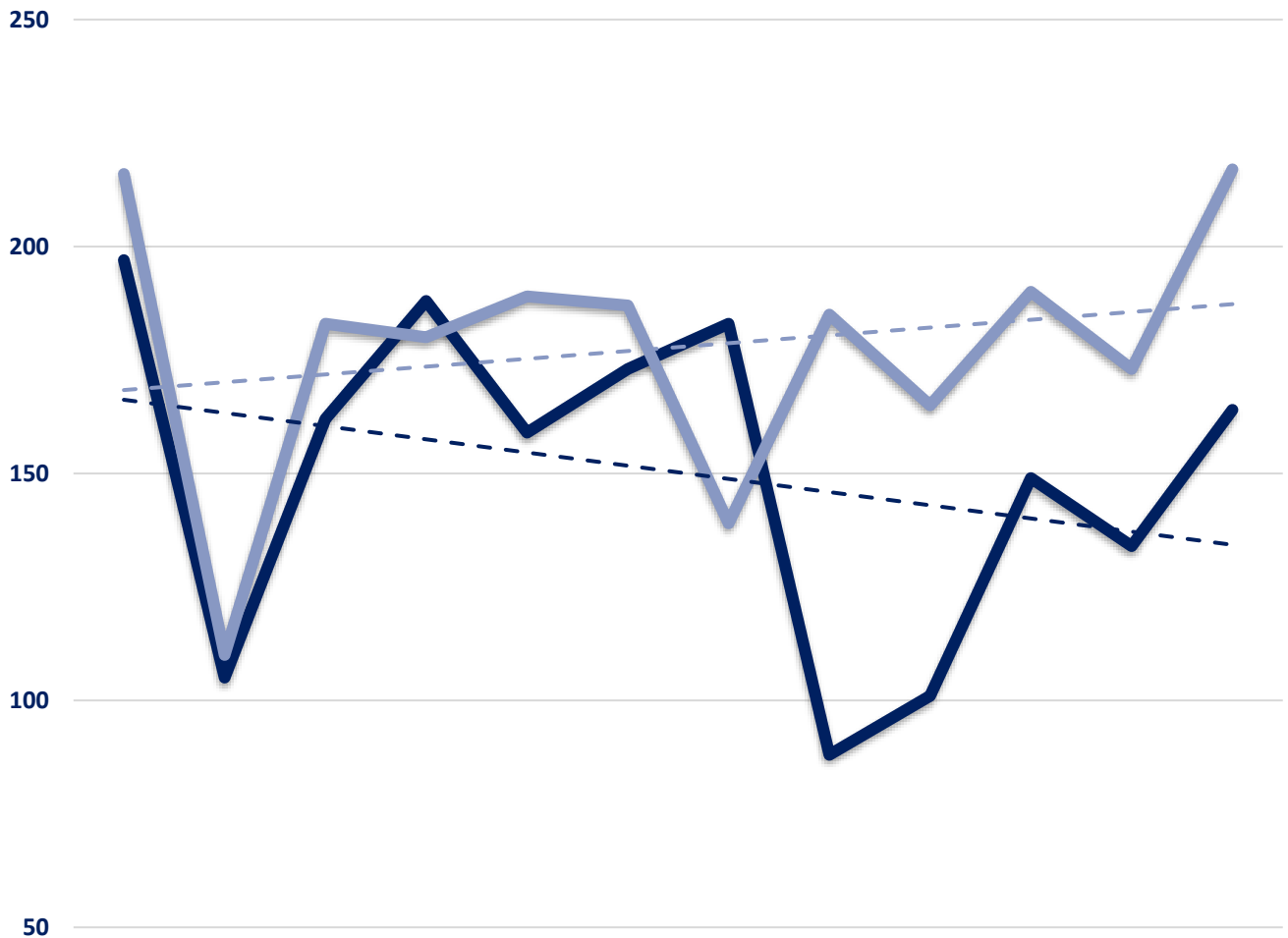


### Seized Drugs

TYPE	DOSES	STREET VALUE
Cocaine	50.0	\$ 500.00
Heroin	0.0	\$ -
Marijuana	12.0	\$ 71.96
Hallucinogens	0.0	\$ -
Amphetamines	136.0	\$ 1,360.00
<b>TOTAL</b>	<b>198.0</b>	<b>\$ 1,931.96</b>



## Part I & II Offenses - One Year



	JUL 2017	AUG 2017	SEP 2017	OCT 2017	NOV 2017	DEC 2017	JAN 2018	FEB 2018	MAR 2018	APR 2018	MAY 2018	JUN 2018
<b>PART I</b>	197	105	162	188	159	173	183	88	101	149	134	164
<b>PART II</b>	216	110	183	180	189	187	139	185	165	190	173	217

— **PART I**    
 — **PART II**    
 - - - Part I Linear Forecast    
 - - - Part II Linear Forecast



## CITY COUNCIL DISTRICT #7

### MONTHLY OFFENSE SUMMARY

**JULY 2018**

These figures represent preliminary counts of original Police Incident Reports and include all offenses within the above listed City Council District only. Full statistical analysis to determine the confidence level of this data has not been performed. The results contained herein are approximate in relation to the listed area and may not fully coincide with data shown in other areas of SLCPD's Crime Statistics page such as Calls for Service, Crimes Trending, and Crime Reports due to and reflective of departmental procedures that were in place at the time the event occurred and the date this data was compiled. Results displayed are not distinguished as attempted or completed crimes, do not include other calls for police service, and only represent police service where a report was made. Police Incident Reports are classified by primary offense categories as defined by the Uniform Crime Reporting (UCR) system, however for this report all offenses are included, and each incident may have more than one offense listed on it. In cases where there is more than one offense listed, all offenses are counted individually. Although every reasonable verification effort is made, the accuracy of any data is subject to the constraints of the report generation process as well as the manner, format, and point in time of any query.

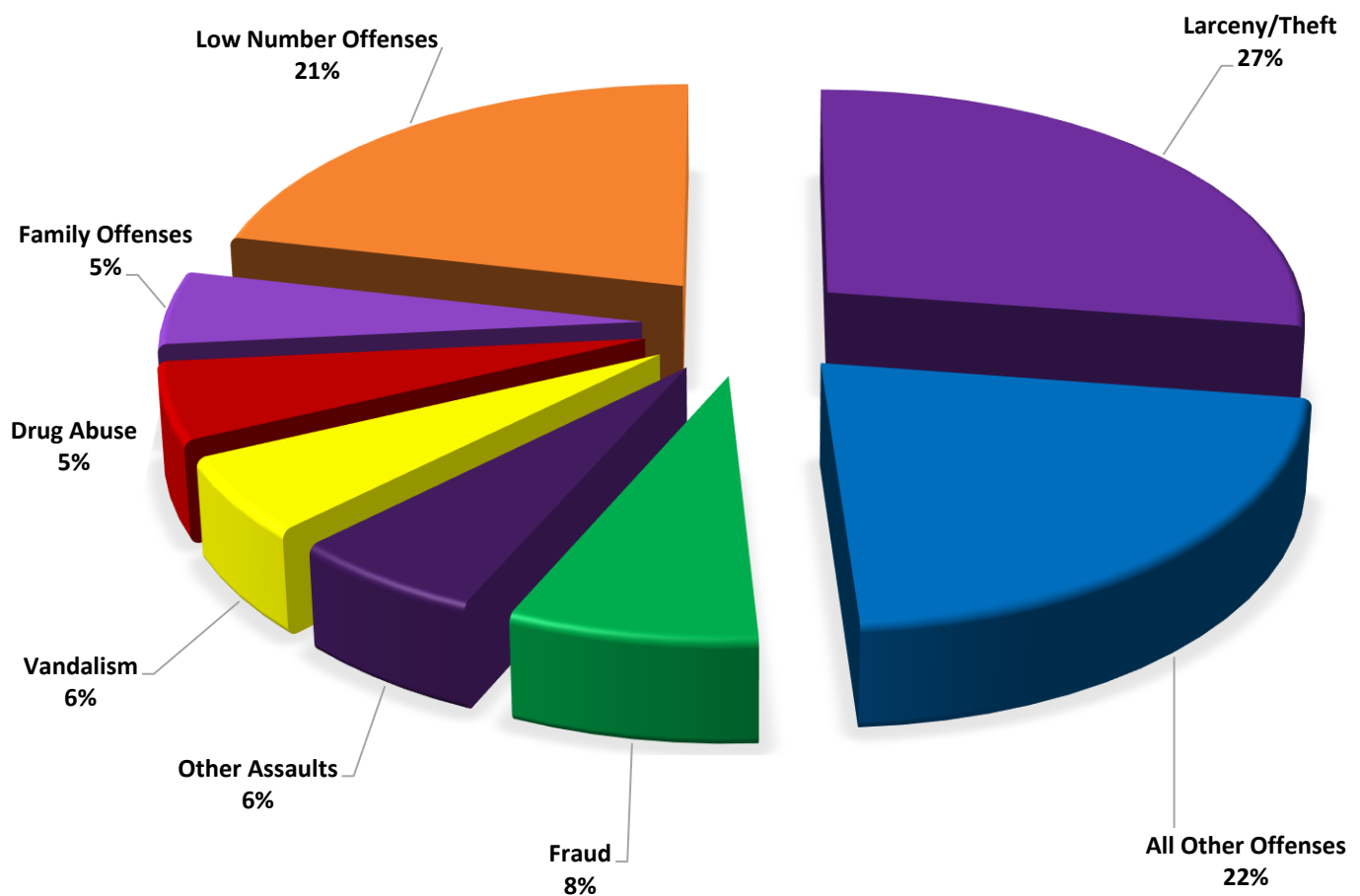
---

<b>PART I OFFENSES:</b>	Chosen by the FBI as Part I Offenses because they are serious crimes that occur with regularity in all areas of the country and are likely to be reported to Police.
<b>PART II OFFENSES:</b>	All other crimes other than the eight Part I Offenses. The Uniform Crime Reporting Program gathers only arrest data for Part II Offenses, however, SLCPD results displayed in this document display all Part II Offenses, regardless of the presence of arrest data.
<b>ALL OTHER OFFENSES:</b>	Under the Part II Offense section, 'All Other Offenses' include Peeping Tom, Trespass, Kidnap/Abduction, Pornography, Extortion/Blackmail, Bribery, Warrants, Sexual Offenses, Obstruction, Public Peace, and Hit & Run.
<b>NON-UCR OFFENSES:</b>	Non-UCR Offenses include reports for all other offenses not classified as a Part I or Part II Offense. Results displayed separate some of these offenses such as Ambulance Calls, Deaths, Missing Persons, Suicides, Suspicious Activity, and Traffic Accidents.
<b>ALL OTHER NON-UCR:</b>	Under the Non-UCR category, 'All Other' include the remainder of offenses not classified as Part I or Part II and not separated from the Non-UCR Offenses. These include things such as Loud Parties, Barking Dogs, Mentally Ill Subjects, Citizen Assistance, etc.
<b>LOW NUMBER OFFENSES:</b>	On page two, in the interest of space and allowing for easier viewing, the category titled 'Low Number Offenses' include Part I and Part II Offenses from page one that have totals under the amount of 15.

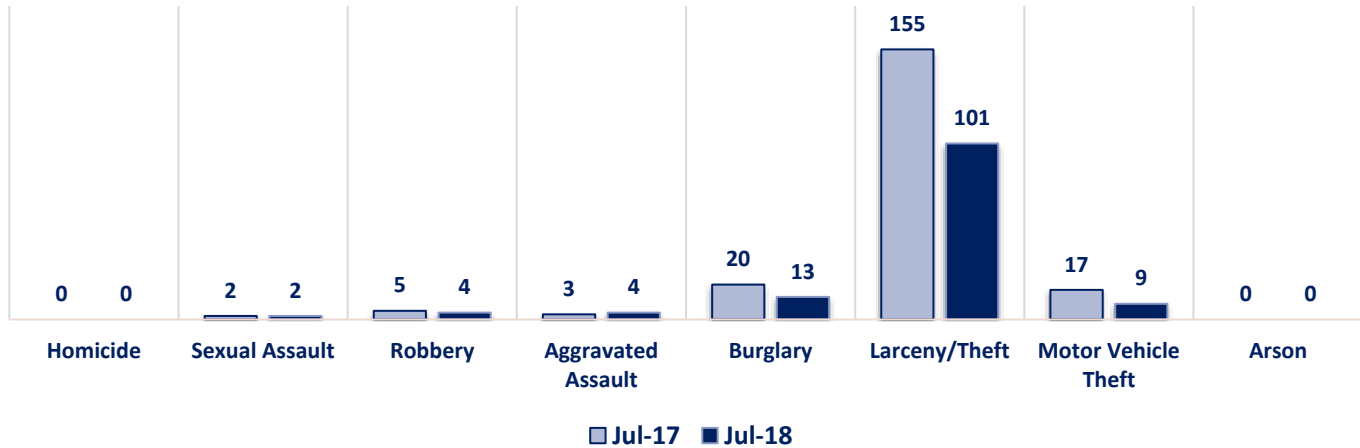
## Offenses

PART I OFFENSES	OFFENSE	JUL 17	JUL 18	OFFENSE	JUL 17	JUL 18	PART II OFFENSES
	Homicide	0	0	Other Assaults	20	22	
	Sexual Assault	2	2	Forgery/Counterfeit	11	4	
	Robbery	5	4	Fraud	33	28	
	Aggravated Assault	3	4	Embezzlement	0	0	
	Burglary	20	13	Stolen Property	2	4	
	Larceny/Theft	155	101	Vandalism	22	20	
	Motor Vehicle Theft	17	9	Weapons	1	0	
	Arson	0	0	Prostitution	5	0	
NON-UCR OFFENSES	<b>PART I TOTALS</b>	<b>202</b>	<b>133</b>	Sex Offenses	0	3	PART II OFFENSES
	Ambulance Calls	6	9	Drug Abuse	19	20	
	Deaths	4	4	Gambling	0	0	
	Missing Persons	1	1	Family Offenses	17	19	
	Suicides	1	0	DUI	2	2	
	Suspicious Activity	12	9	Liquor Laws	4	9	
	Traffic Accidents	51	60	Drunkenness	12	11	
	All Other	107	108	Disorderly Conduct	3	13	
	<b>NON-UCR TOTALS</b>	<b>182</b>	<b>191</b>	All Other Offenses	73	80	
TOTALS	<b>PART I OFFENSES</b>	<b>202</b>	<b>133</b>	Curfew/Loitering	0	0	PART II OFFENSES
	<b>PART II OFFENSES</b>	<b>225</b>	<b>236</b>	Runaway	1	1	
	<b>NON-UCR OFFENSES</b>	<b>182</b>	<b>191</b>	<b>PART II TOTALS</b>	<b>225</b>	<b>236</b>	
	<b>TOTAL</b>	<b>609</b>	<b>560</b>				

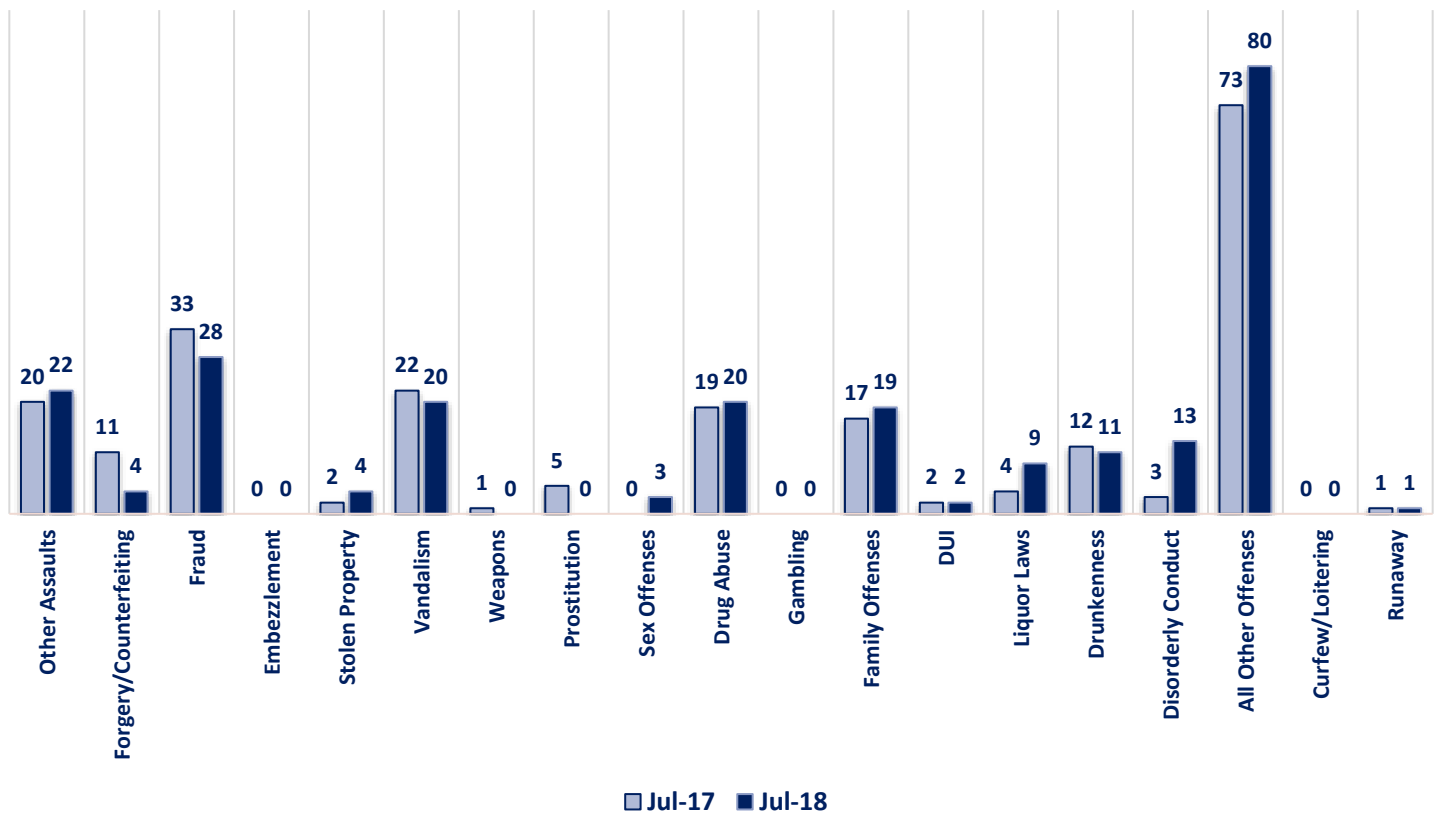
### JULY 2018 - PART I & II OFFENSE PERCENTAGES



### Part I Offenses

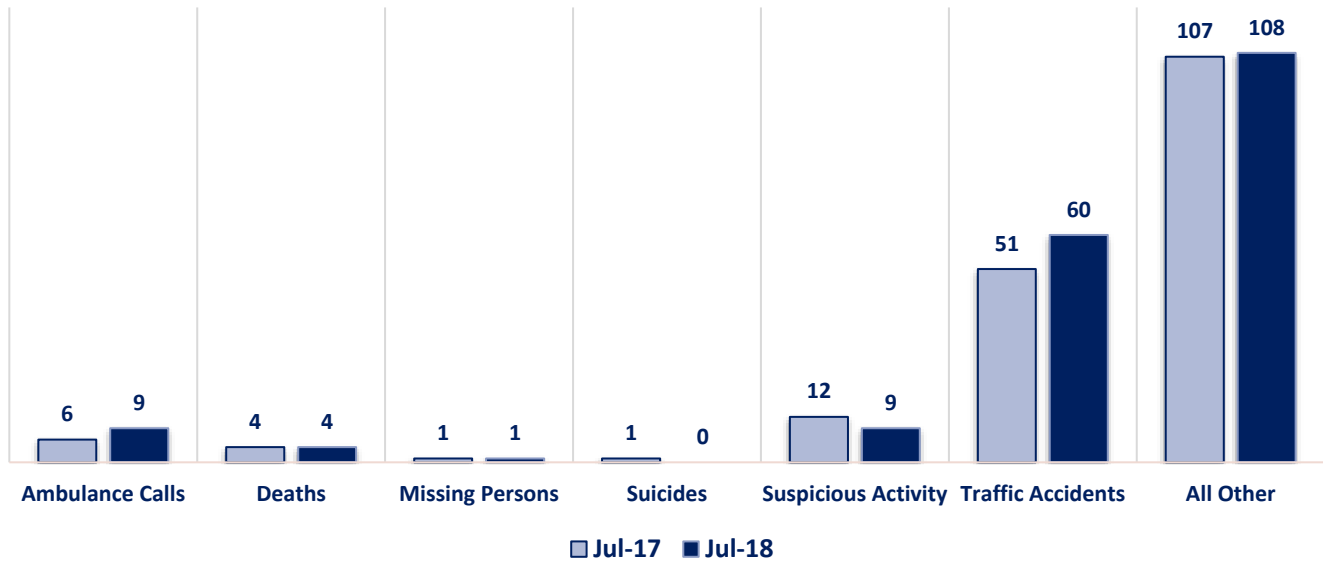


### Part II Offenses

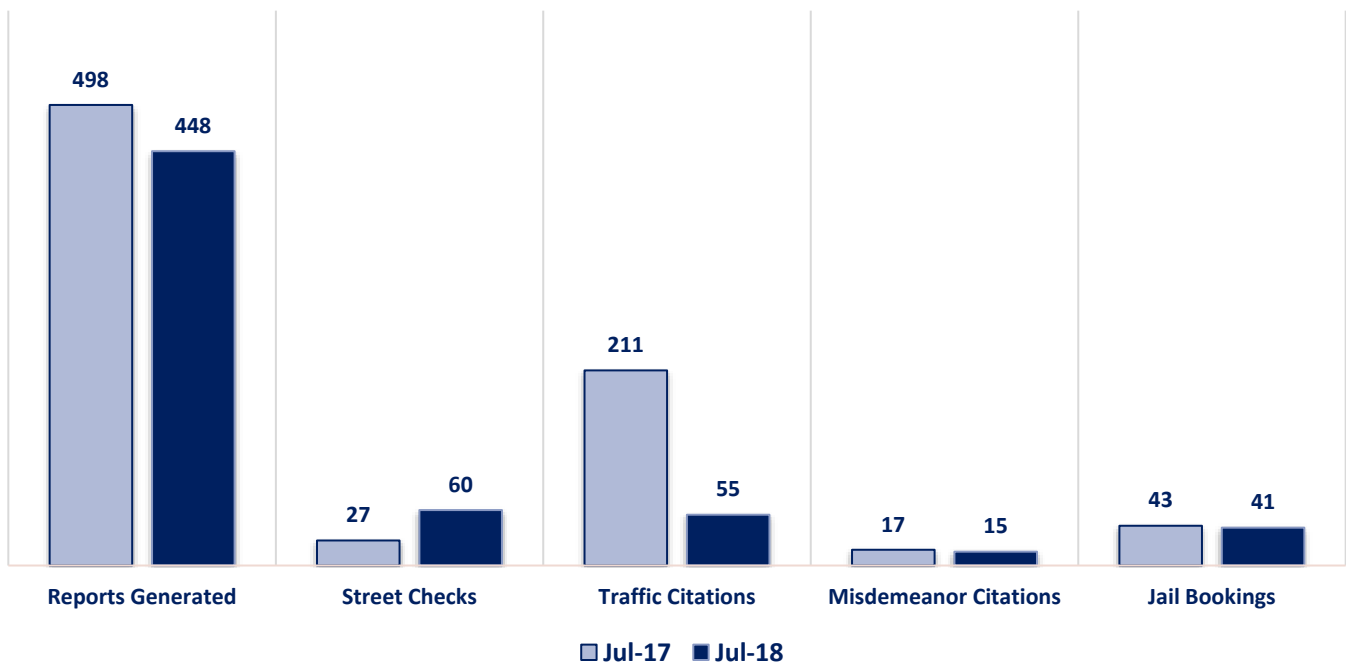




### Non-UCR Offenses

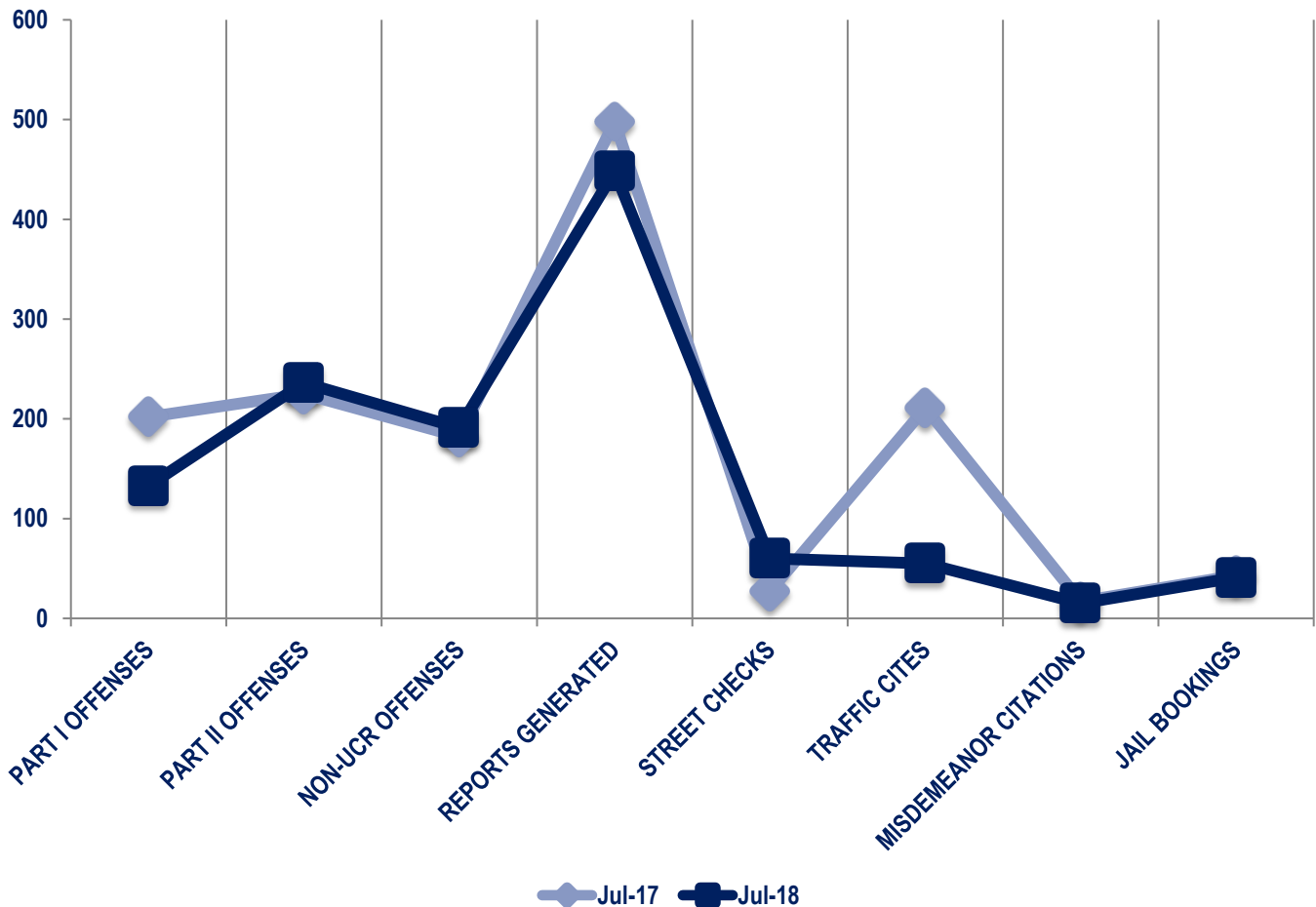


### Other Event Totals



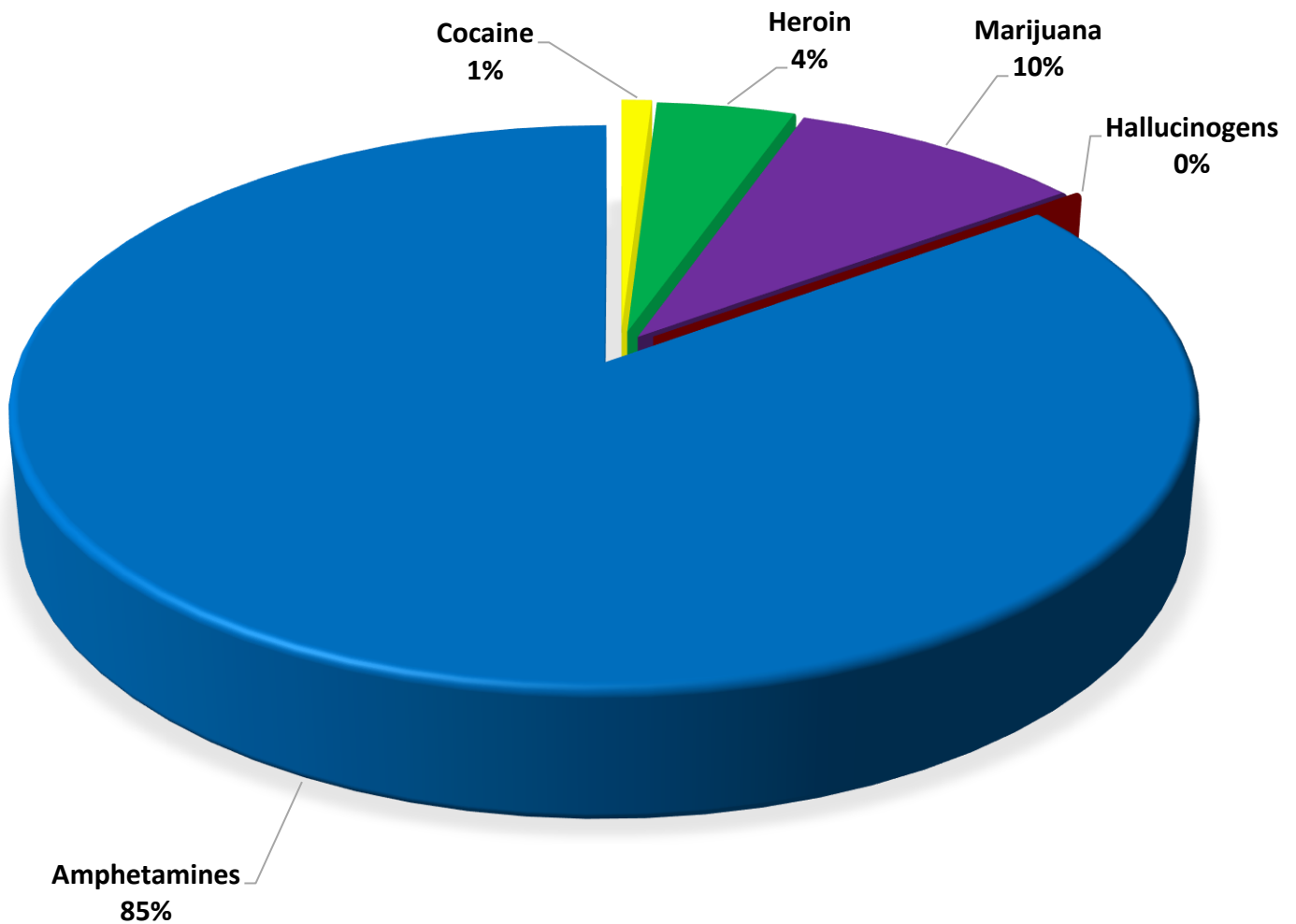
### Combined Offense/Event Trends

	JUL 2017	JUL 2018
<b>Part I Offenses</b>	202	133
<b>Part II Offenses</b>	225	236
<b>NonUCR Offenses</b>	182	191
<b>Reports Generated</b>	498	448
<b>Street Checks</b>	27	60
<b>Traffic Citations</b>	211	55
<b>Misdemeanor Citations</b>	17	15
<b>Jail Bookings</b>	43	41

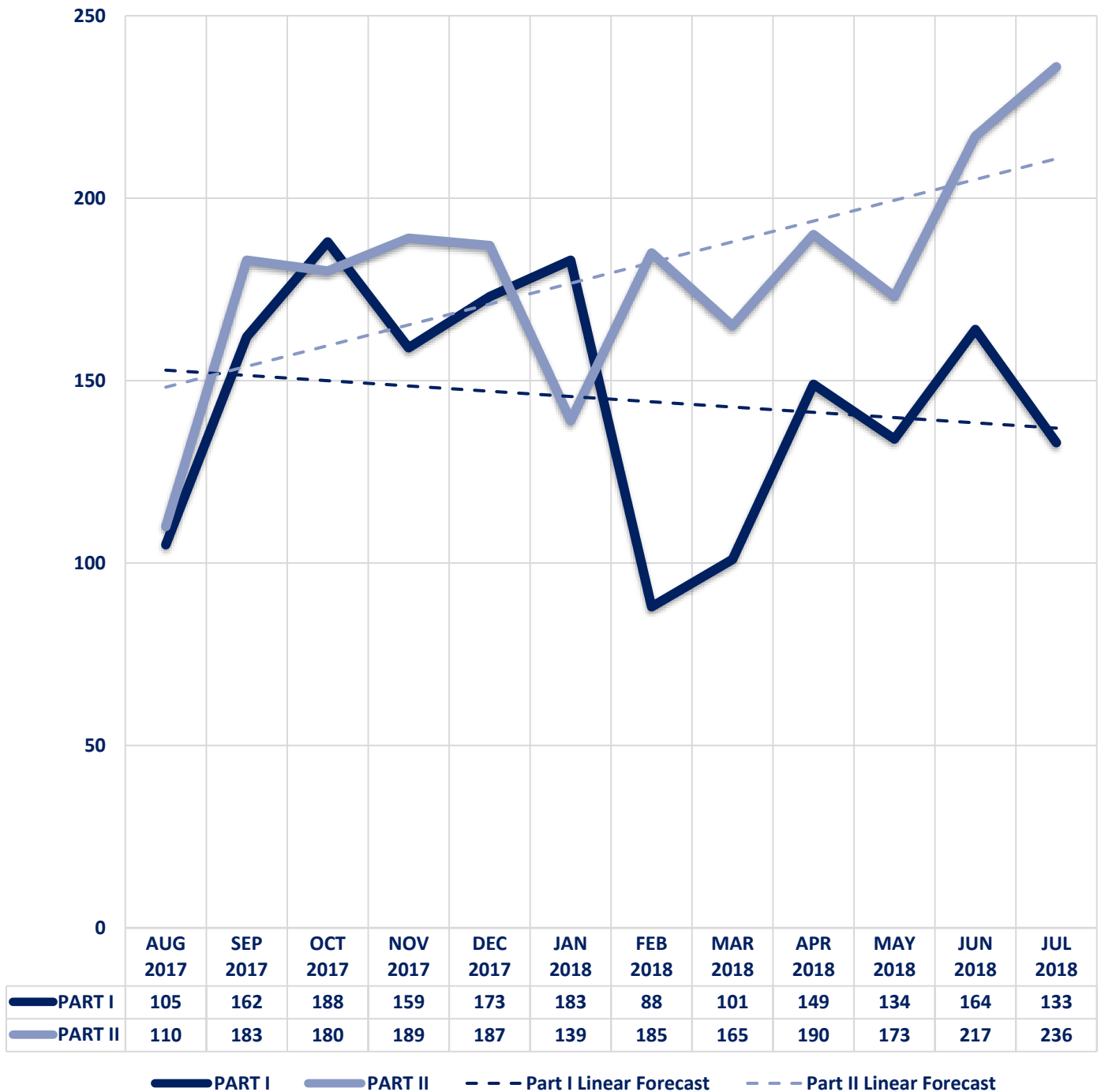


### Seized Drugs

TYPE	DOSES	STREET VALUE
Cocaine	7.0	\$ 70.00
Heroin	32.0	\$ 320.00
Marijuana	68.6	\$ 411.65
Hallucinogens	0.0	\$ -
Amphetamines	612.4	\$ 6,124.10
<b>TOTAL</b>	<b>720.0</b>	<b>\$ 6,925.75</b>



### Part I & II Offenses - One Year





## CITY COUNCIL DISTRICT #7

### MONTHLY OFFENSE SUMMARY

**AUGUST 2018**

These figures represent preliminary counts of original Police Incident Reports and include all offenses within the above listed City Council District only. Full statistical analysis to determine the confidence level of this data has not been performed. The results contained herein are approximate in relation to the listed area and may not fully coincide with data shown in other areas of SLCPD's Crime Statistics page such as Calls for Service, Crimes Trending, and Crime Reports due to and reflective of departmental procedures that were in place at the time the event occurred and the date this data was compiled. Results displayed are not distinguished as attempted or completed crimes, do not include other calls for police service, and only represent police service where a report was made. Police Incident Reports are classified by primary offense categories as defined by the Uniform Crime Reporting (UCR) system, however for this report all offenses are included, and each incident may have more than one offense listed on it. In cases where there is more than one offense listed, all offenses are counted individually. Although every reasonable verification effort is made, the accuracy of any data is subject to the constraints of the report generation process as well as the manner, format, and point in time of any query.

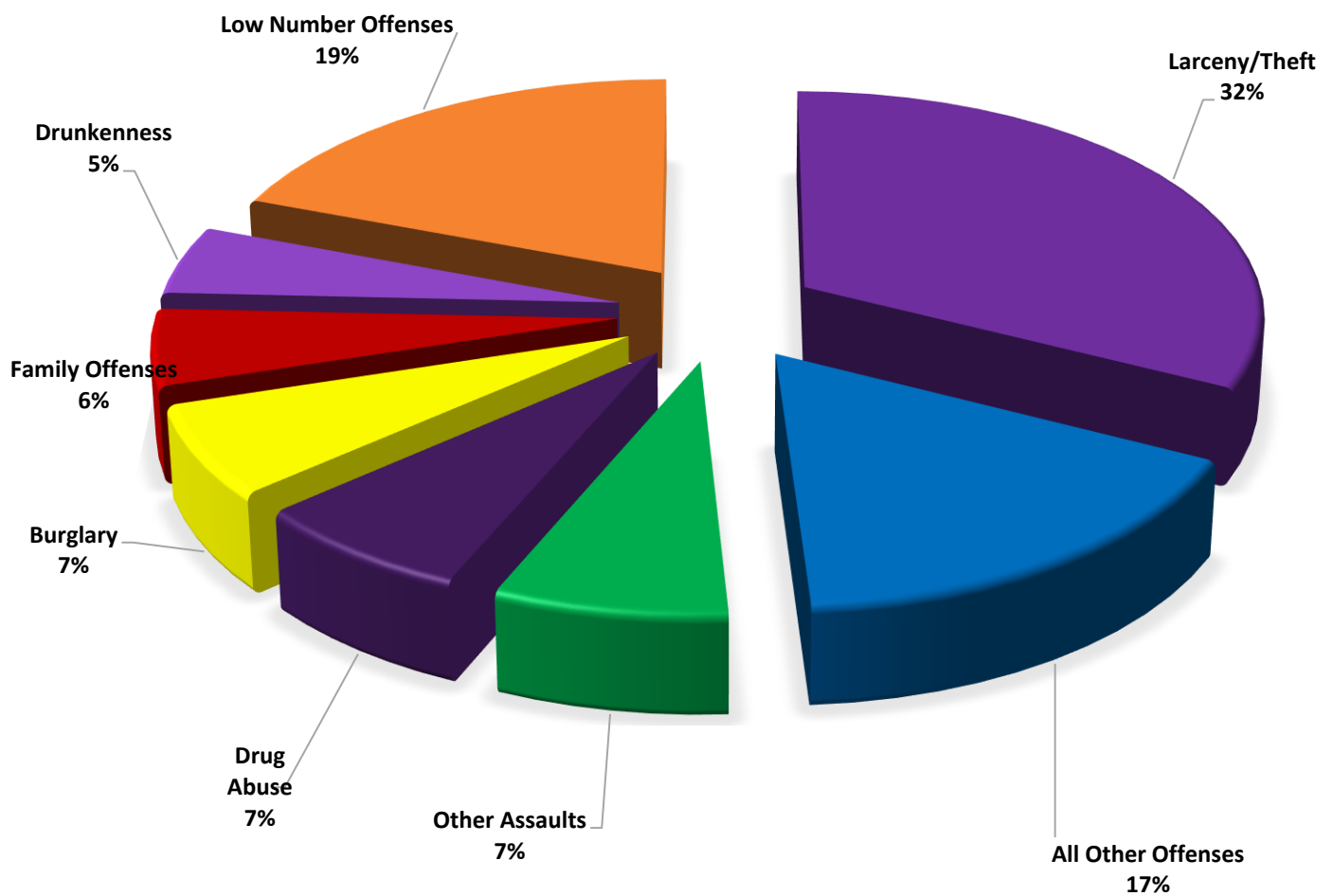
---

<b>PART I OFFENSES:</b>	Chosen by the FBI as Part I Offenses because they are serious crimes that occur with regularity in all areas of the country and are likely to be reported to Police.
<b>PART II OFFENSES:</b>	All other crimes other than the eight Part I Offenses. The Uniform Crime Reporting Program gathers only arrest data for Part II Offenses, however, SLCPD results displayed in this document display all Part II Offenses, regardless of the presence of arrest data.
<b>ALL OTHER OFFENSES:</b>	Under the Part II Offense section, 'All Other Offenses' include Peeping Tom, Trespass, Kidnap/Abduction, Pornography, Extortion/Blackmail, Bribery, Warrants, Sexual Offenses, Obstruction, Public Peace, and Hit & Run.
<b>NON-UCR OFFENSES:</b>	Non-UCR Offenses include reports for all other offenses not classified as a Part I or Part II Offense. Results displayed separate some of these offenses such as Ambulance Calls, Deaths, Missing Persons, Suicides, Suspicious Activity, and Traffic Accidents.
<b>ALL OTHER NON-UCR:</b>	Under the Non-UCR category, 'All Other' include the remainder of offenses not classified as Part I or Part II and not separated from the Non-UCR Offenses. These include things such as Loud Parties, Barking Dogs, Mentally Ill Subjects, Citizen Assistance, etc.
<b>LOW NUMBER OFFENSES:</b>	On page two, in the interest of space and allowing for easier viewing, the category titled 'Low Number Offenses' include Part I and Part II Offenses from page one that have totals under the amount of 16.

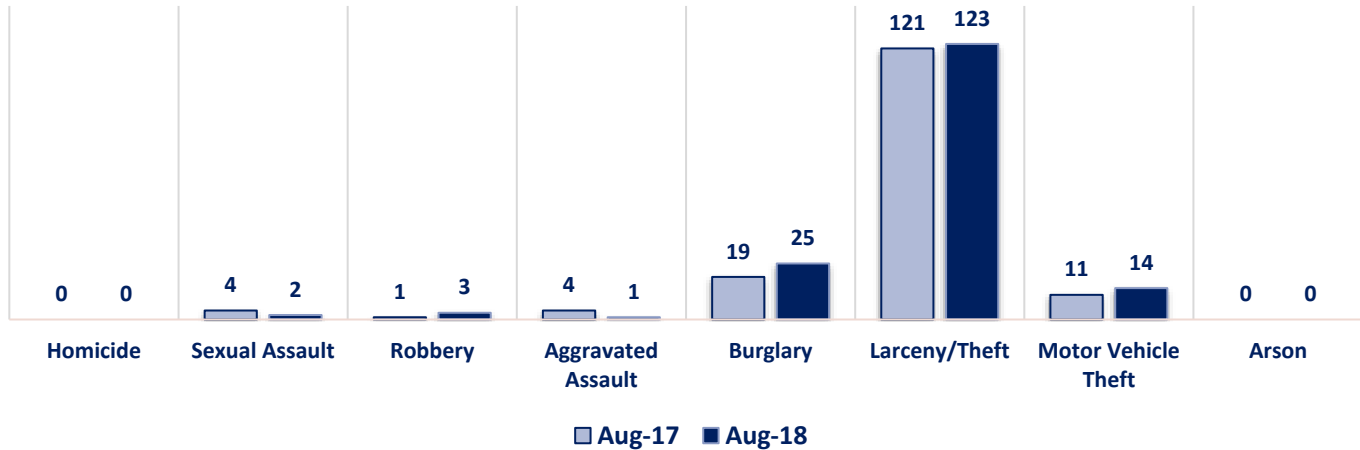
## Offenses

PART I OFFENSES	OFFENSE	AUG 17	AUG 18	OFFENSE	AUG 17	AUG 18	PART II OFFENSES
	Homicide	0	0	Other Assaults	25	28	
	Sexual Assault	4	2	Forgery/Counterfeit	4	5	
	Robbery	1	3	Fraud	21	16	
	Aggravated Assault	4	1	Embezzlement	0	0	
	Burglary	19	25	Stolen Property	2	3	
	Larceny/Theft	121	123	Vandalism	20	13	
	Motor Vehicle Theft	11	14	Weapons	0	0	
	Arson	0	0	Prostitution	0	0	
PART I TOTALS		160	168	Sex Offenses	3	1	PART II OFFENSES
NON-UCR OFFENSES	Ambulance Calls	7	11	Drug Abuse	17	27	
	Deaths	4	3	Gambling	0	0	
	Missing Persons	6	1	Family Offenses	10	21	
	Suicides	0	0	DUI	8	4	
	Suspicious Activity	7	7	Liquor Laws	0	5	
	Traffic Accidents	78	62	Drunkenness	11	19	
	All Other	113	100	Disorderly Conduct	4	6	
NON-UCR TOTALS		215	184	All Other Offenses	66	63	
TOTALS	PART I OFFENSES	160	168	Curfew/Loitering	0	0	
	PART II OFFENSES	193	211	Runaway	2	0	
	NON-UCR OFFENSES	215	184	PART II TOTALS	193	211	
	TOTAL	568	563				

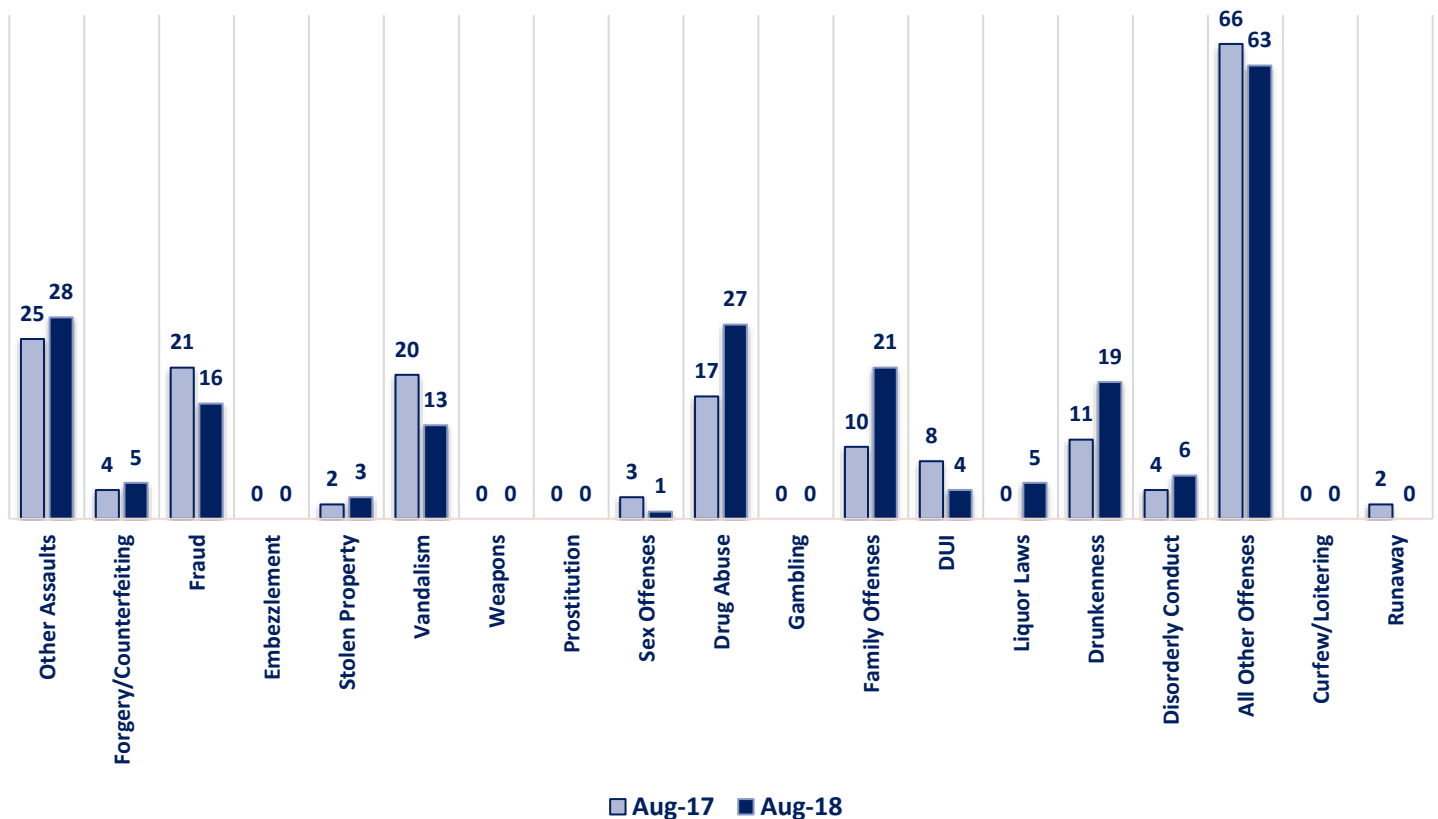
### AUGUST 2018 - PART I & II OFFENSE PERCENTAGES



### Part I Offenses

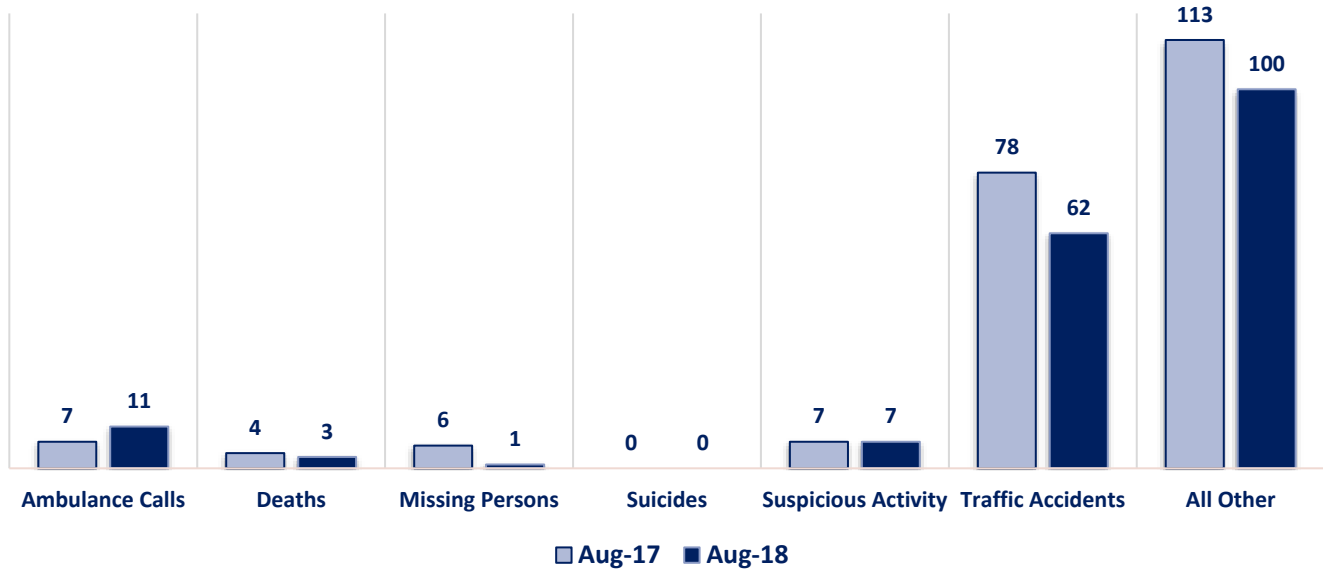


### Part II Offenses

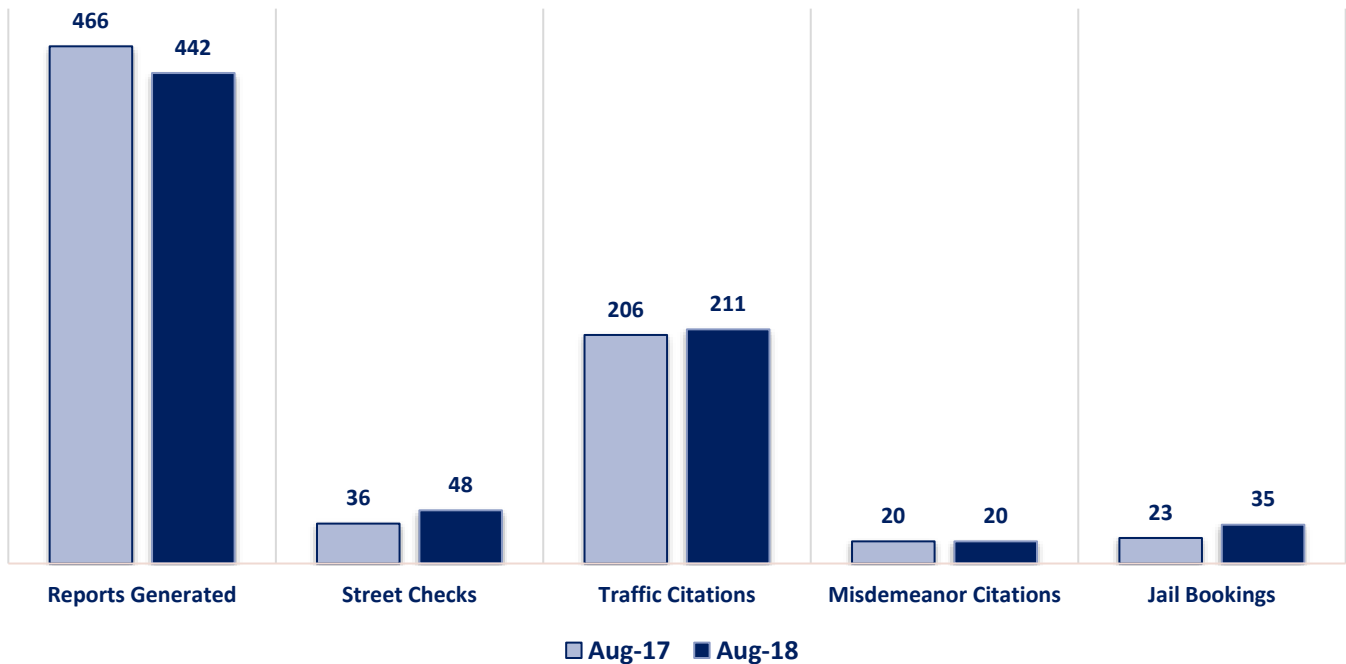




### Non-UCR Offenses

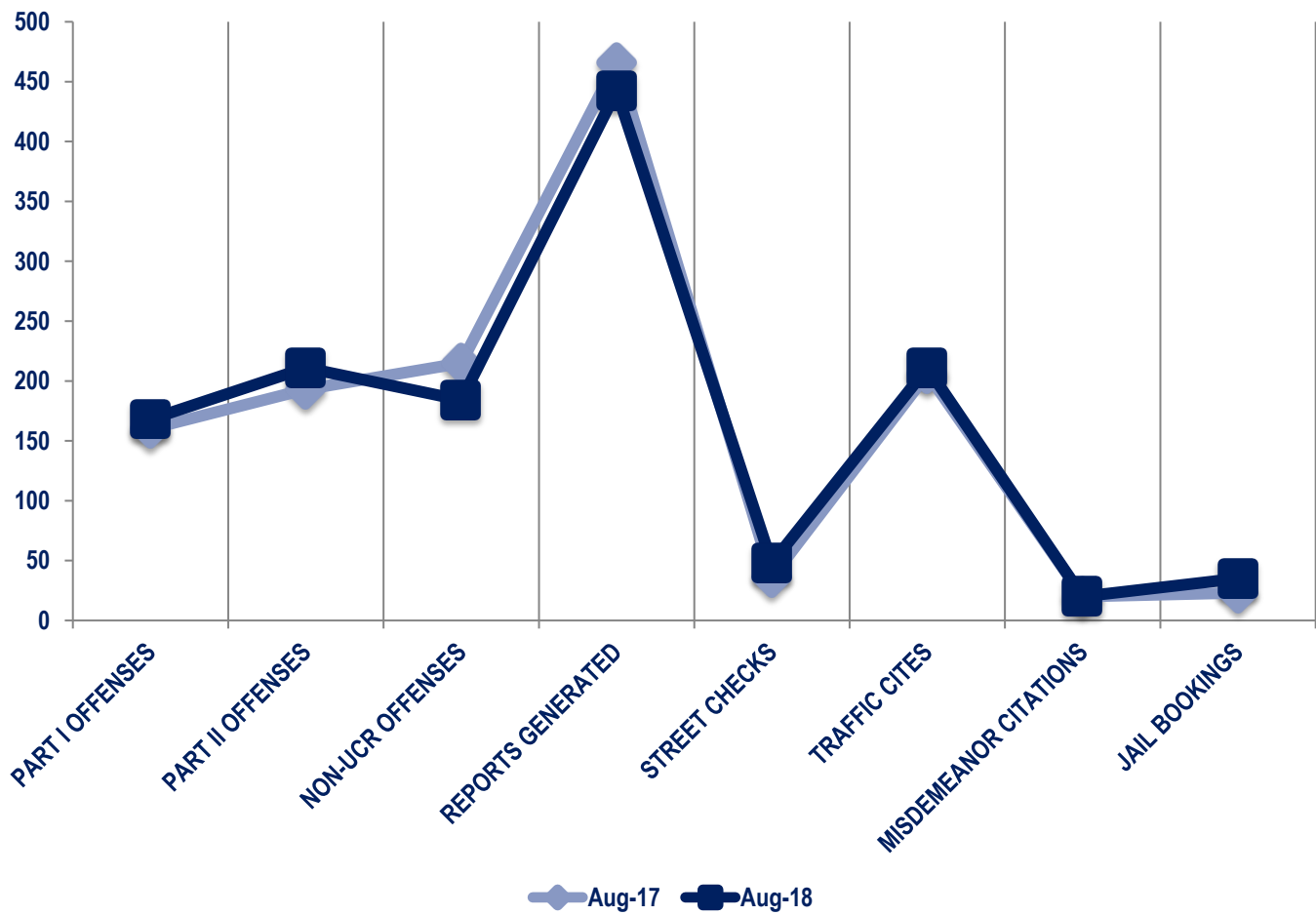


### Other Event Totals



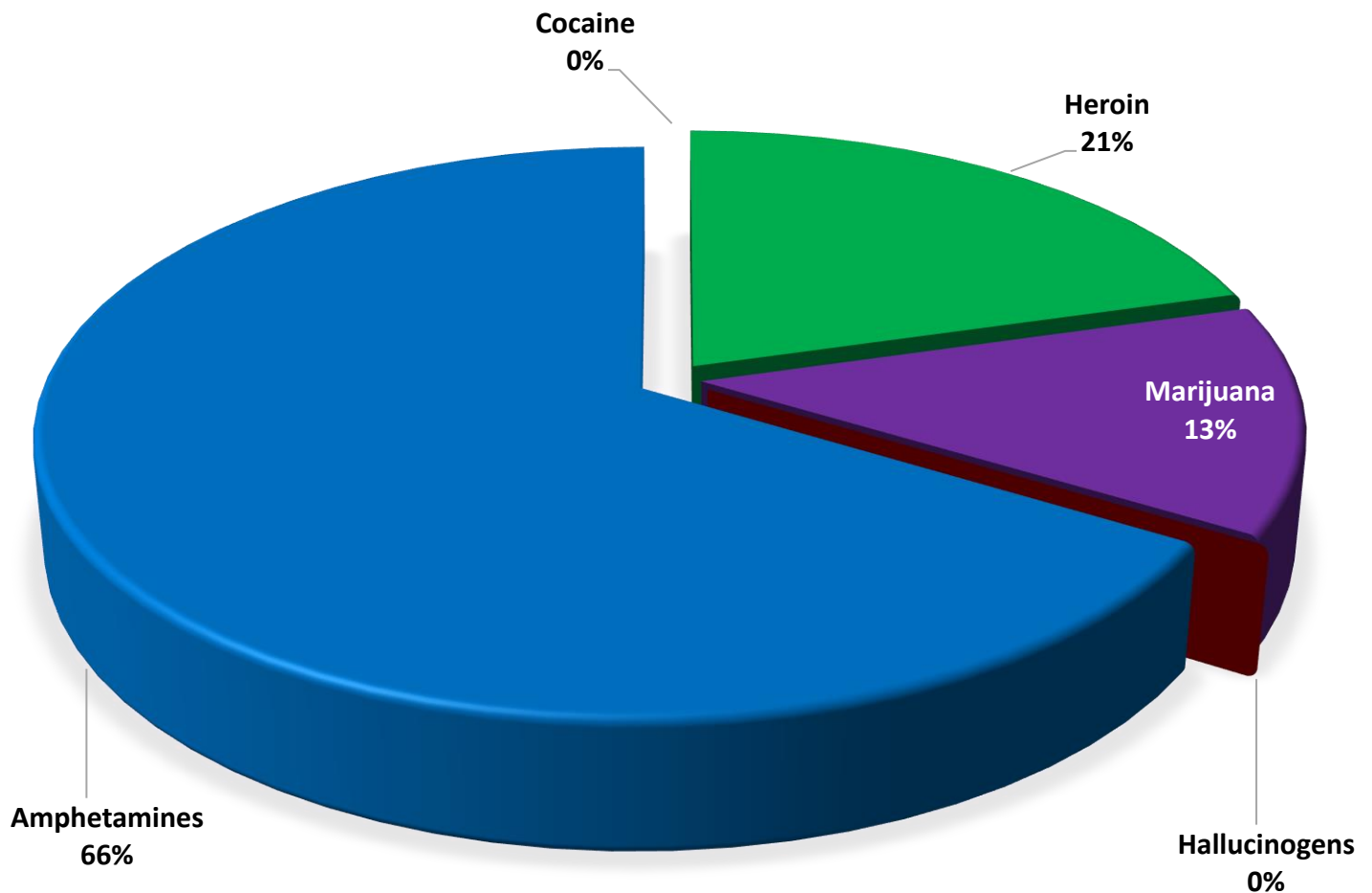
## Combined Offense/Event Trends

	AUG 2017	AUG 2018
<b>Part I Offenses</b>	160	168
<b>Part II Offenses</b>	193	211
<b>NonUCR Offenses</b>	215	184
<b>Reports Generated</b>	466	442
<b>Street Checks</b>	36	48
<b>Traffic Citations</b>	206	211
<b>Misdemeanor Citations</b>	20	20
<b>Jail Bookings</b>	23	35

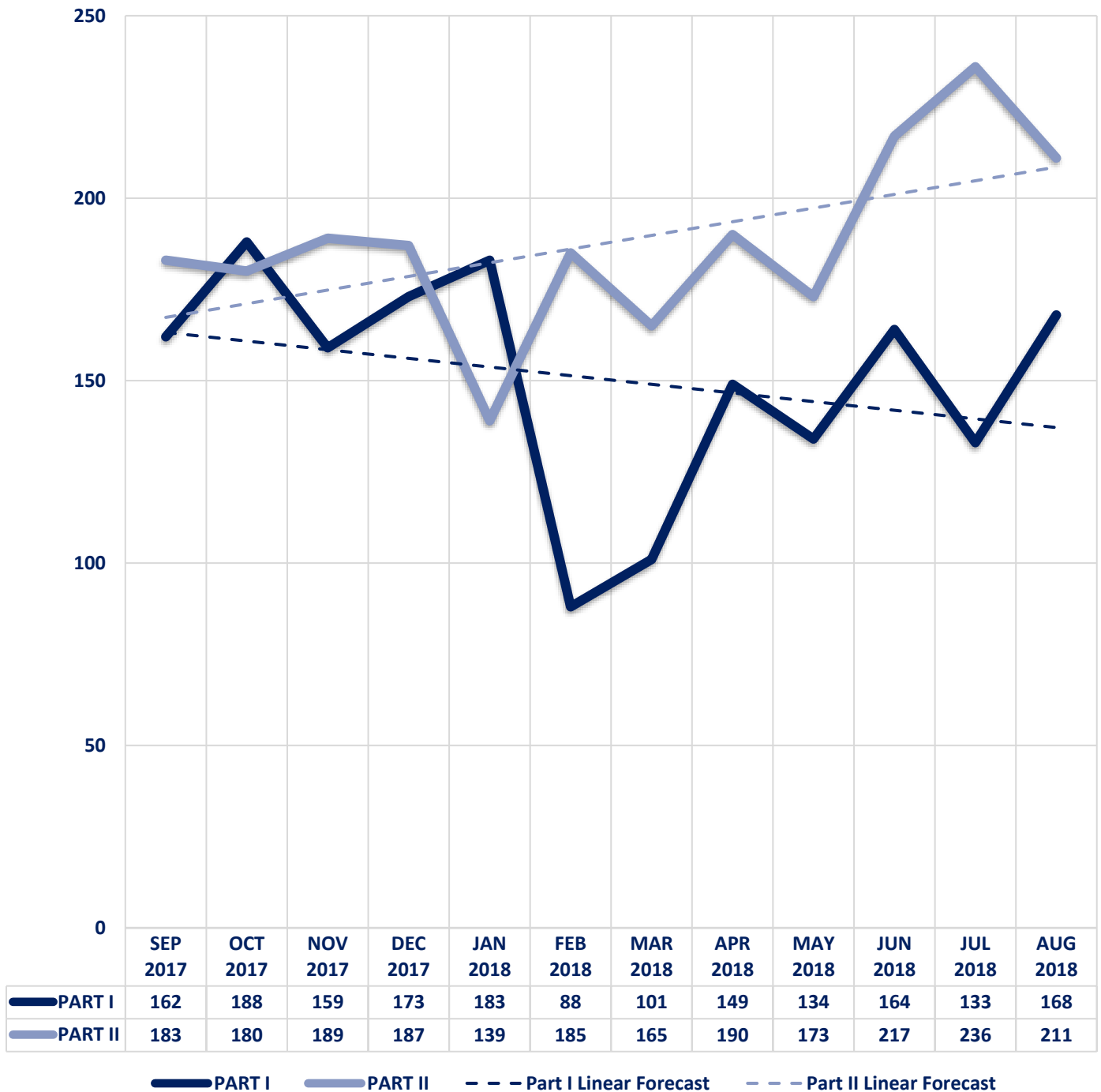


### Seized Drugs

TYPE	DOSES	STREET VALUE
Cocaine	0.0	\$ -
Heroin	35.0	\$ 350.00
Marijuana	22.2	\$ 133.34
Hallucinogens	0.0	\$ -
Amphetamines	113.0	\$ 1,130.00
<b>TOTAL</b>	<b>170.2</b>	<b>\$ 1,613.34</b>



### Part I & II Offenses - One Year





## CITY COUNCIL DISTRICT #7

### MONTHLY OFFENSE SUMMARY

## SEPTEMBER 2018

These figures represent preliminary counts of original Police Incident Reports and include all offenses within the above listed City Council District only. Full statistical analysis to determine the confidence level of this data has not been performed. The results contained herein are approximate in relation to the listed area and may not fully coincide with data shown in other areas of SLCPD's Crime Statistics page such as Calls for Service, Crimes Trending, and Crime Reports due to and reflective of departmental procedures that were in place at the time the event occurred and the date this data was compiled. Results displayed are not distinguished as attempted or completed crimes, do not include other calls for police service, and only represent police service where a report was made. Police Incident Reports are classified by primary offense categories as defined by the Uniform Crime Reporting (UCR) system, however for this report all offenses are included, and each incident may have more than one offense listed on it. In cases where there is more than one offense listed, all offenses are counted individually. Although every reasonable verification effort is made, the accuracy of any data is subject to the constraints of the report generation process as well as the manner, format, and point in time of any query.

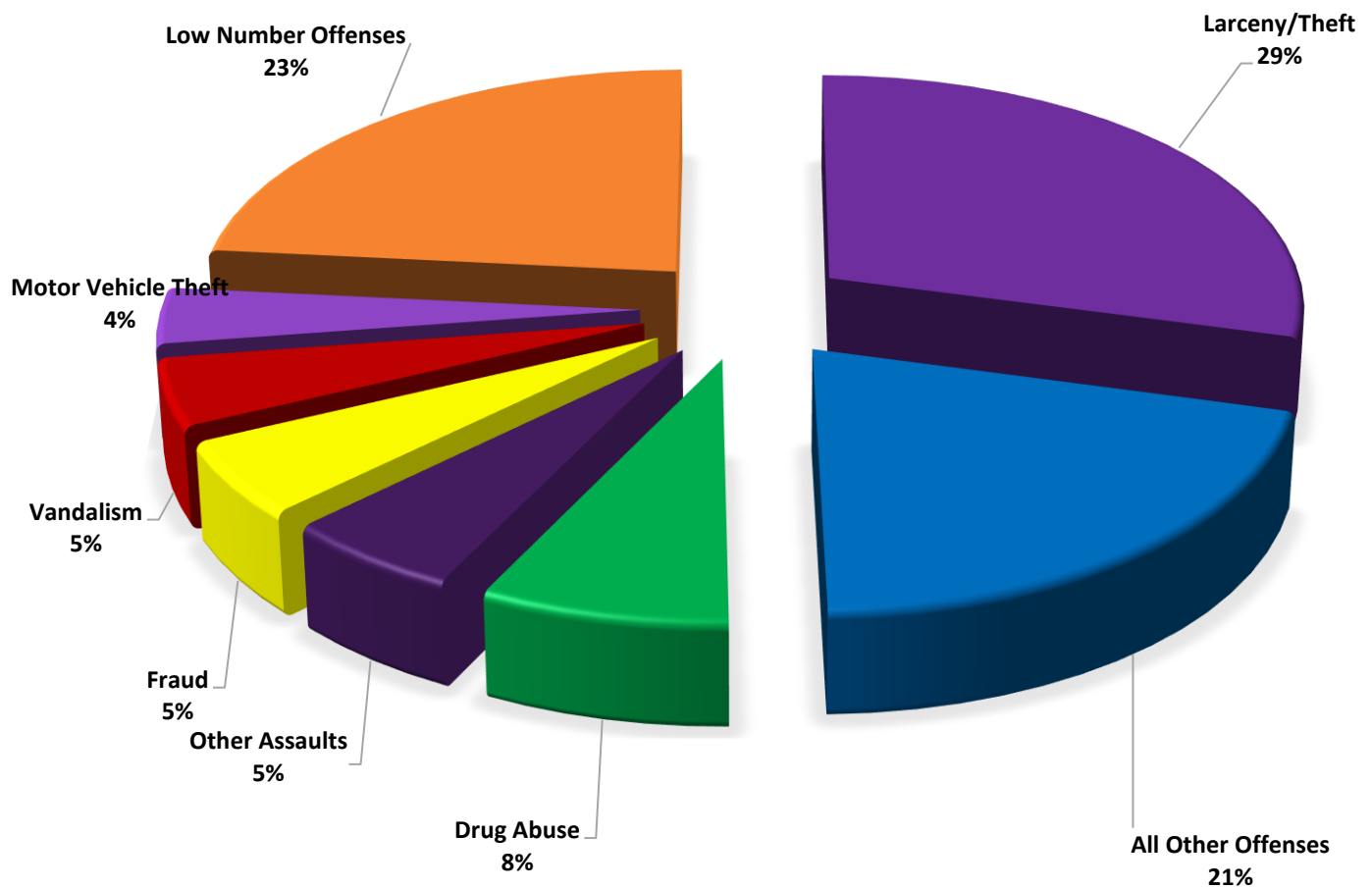
---

<b>PART I OFFENSES:</b>	Chosen by the FBI as Part I Offenses because they are serious crimes that occur with regularity in all areas of the country and are likely to be reported to Police.
<b>PART II OFFENSES:</b>	All other crimes other than the eight Part I Offenses. The Uniform Crime Reporting Program gathers only arrest data for Part II Offenses, however, SLCPD results displayed in this document display all Part II Offenses, regardless of the presence of arrest data.
<b>ALL OTHER OFFENSES:</b>	Under the Part II Offense section, 'All Other Offenses' include Peeping Tom, Trespass, Kidnap/Abduction, Pornography, Extortion/Blackmail, Bribery, Warrants, Sexual Offenses, Obstruction, Public Peace, and Hit & Run.
<b>NON-UCR OFFENSES:</b>	Non-UCR Offenses include reports for all other offenses not classified as a Part I or Part II Offense. Results displayed separate some of these offenses such as Ambulance Calls, Deaths, Missing Persons, Suicides, Suspicious Activity, and Traffic Accidents.
<b>ALL OTHER NON-UCR:</b>	Under the Non-UCR category, 'All Other' include the remainder of offenses not classified as Part I or Part II and not separated from the Non-UCR Offenses. These include things such as Loud Parties, Barking Dogs, Mentally Ill Subjects, Citizen Assistance, etc.
<b>LOW NUMBER OFFENSES:</b>	On page two, in the interest of space and allowing for easier viewing, the category titled 'Low Number Offenses' include Part I and Part II Offenses from page one that have totals under the amount of 15.

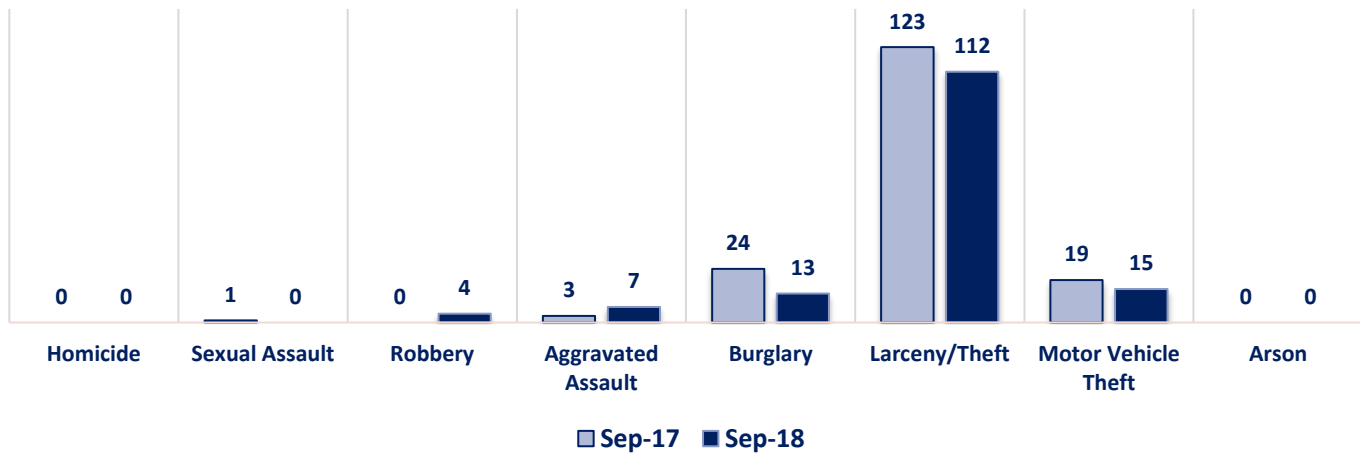
## Offenses

PART I OFFENSES	OFFENSE	SEP 17	SEP 18	OFFENSE	SEP 17	SEP 18	PART II OFFENSES
	Homicide	0	0	Other Assaults	22	21	
	Sexual Assault	1	0	Forgery/Counterfeit	9	10	
	Robbery	0	4	Fraud	20	20	
	Aggravated Assault	3	7	Embezzlement	0	0	
	Burglary	24	13	Stolen Property	2	2	
	Larceny/Theft	123	112	Vandalism	25	18	
	Motor Vehicle Theft	19	15	Weapons	0	1	
	Arson	0	0	Prostitution	2	2	
PART I TOTALS		170	151	Sex Offenses	3	3	PART II OFFENSES
NON-UCR OFFENSES	Ambulance Calls	10	10	Drug Abuse	14	29	
	Deaths	1	1	Gambling	0	0	
	Missing Persons	1	6	Family Offenses	14	12	
	Suicides	2	1	DUI	6	6	
	Suspicious Activity	5	12	Liquor Laws	1	4	
	Traffic Accidents	0	0	Drunkenness	14	15	
	All Other	167	180	Disorderly Conduct	4	9	
NON-UCR TOTALS		186	210	All Other Offenses	56	79	
TOTALS	PART I OFFENSES	170	151	Curfew/Loitering	0	0	
	PART II OFFENSES	193	233	Runaway	1	2	
	NON-UCR OFFENSES	186	210	PART II TOTALS	193	233	
	TOTAL	549	594				

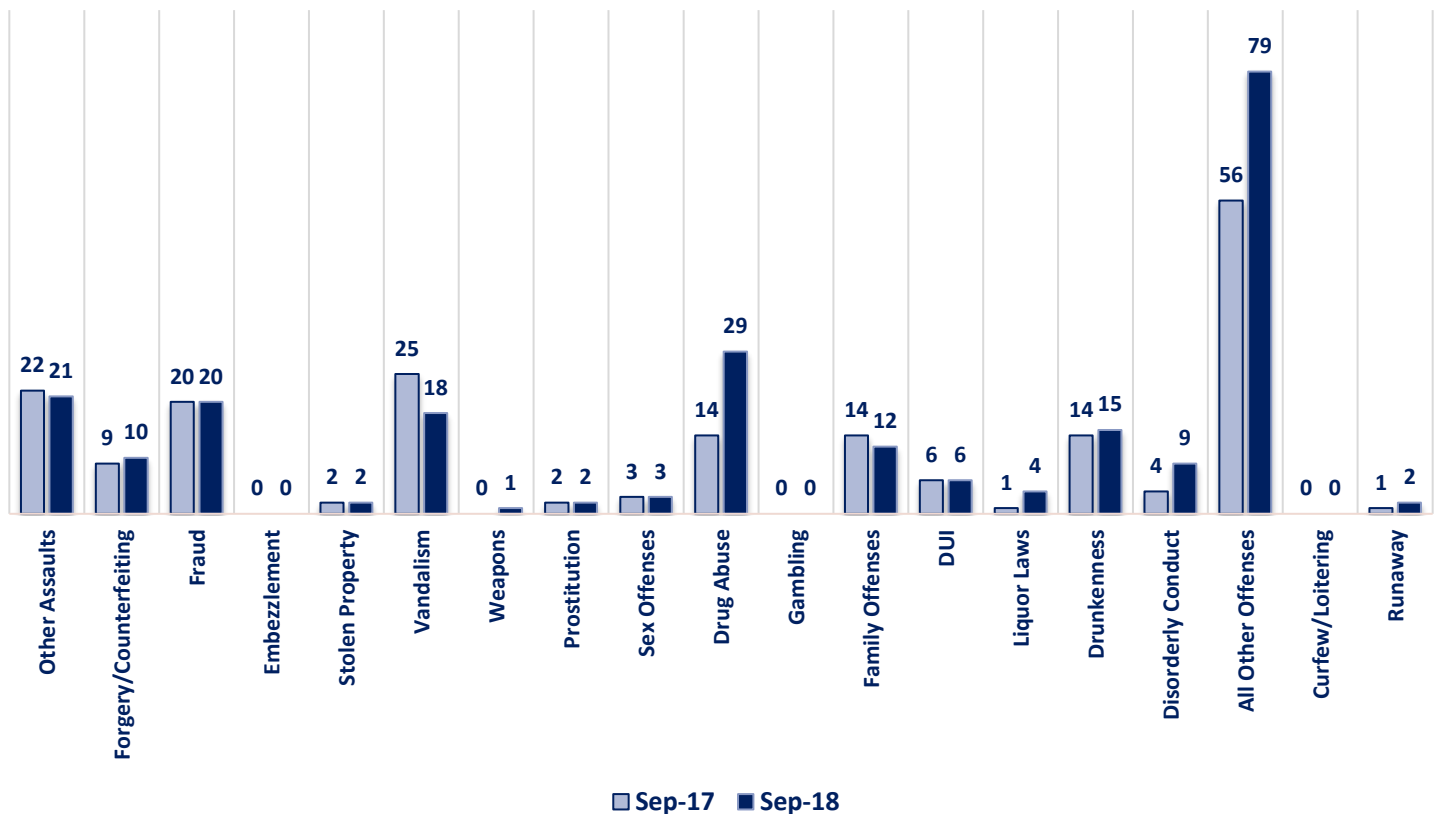
**SEPTEMBER 2018 - PART I & II OFFENSE PERCENTAGES**



### Part I Offenses

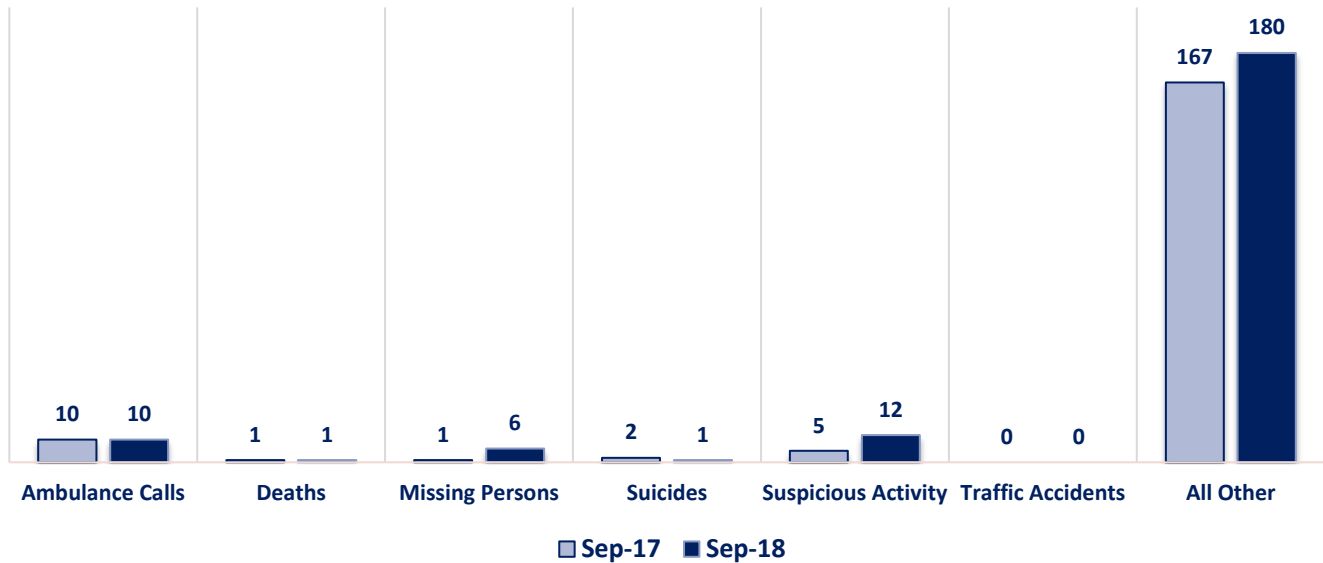


### Part II Offenses

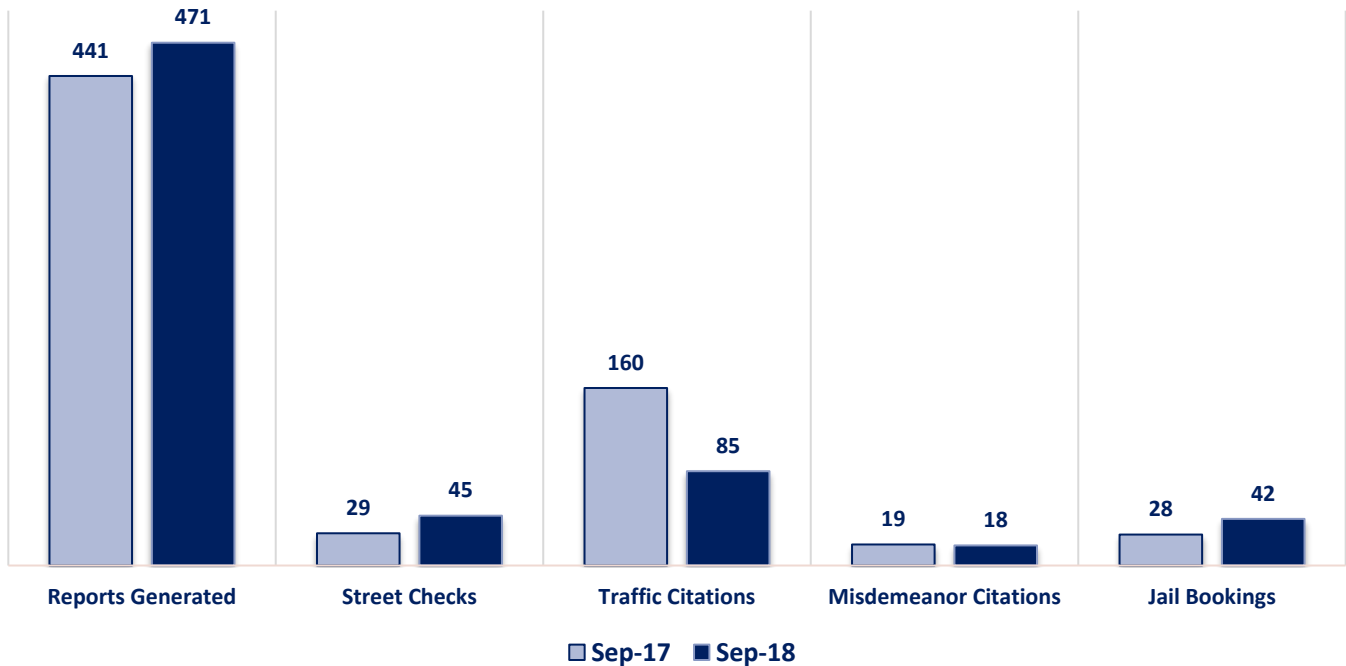




### Non-UCR Offenses

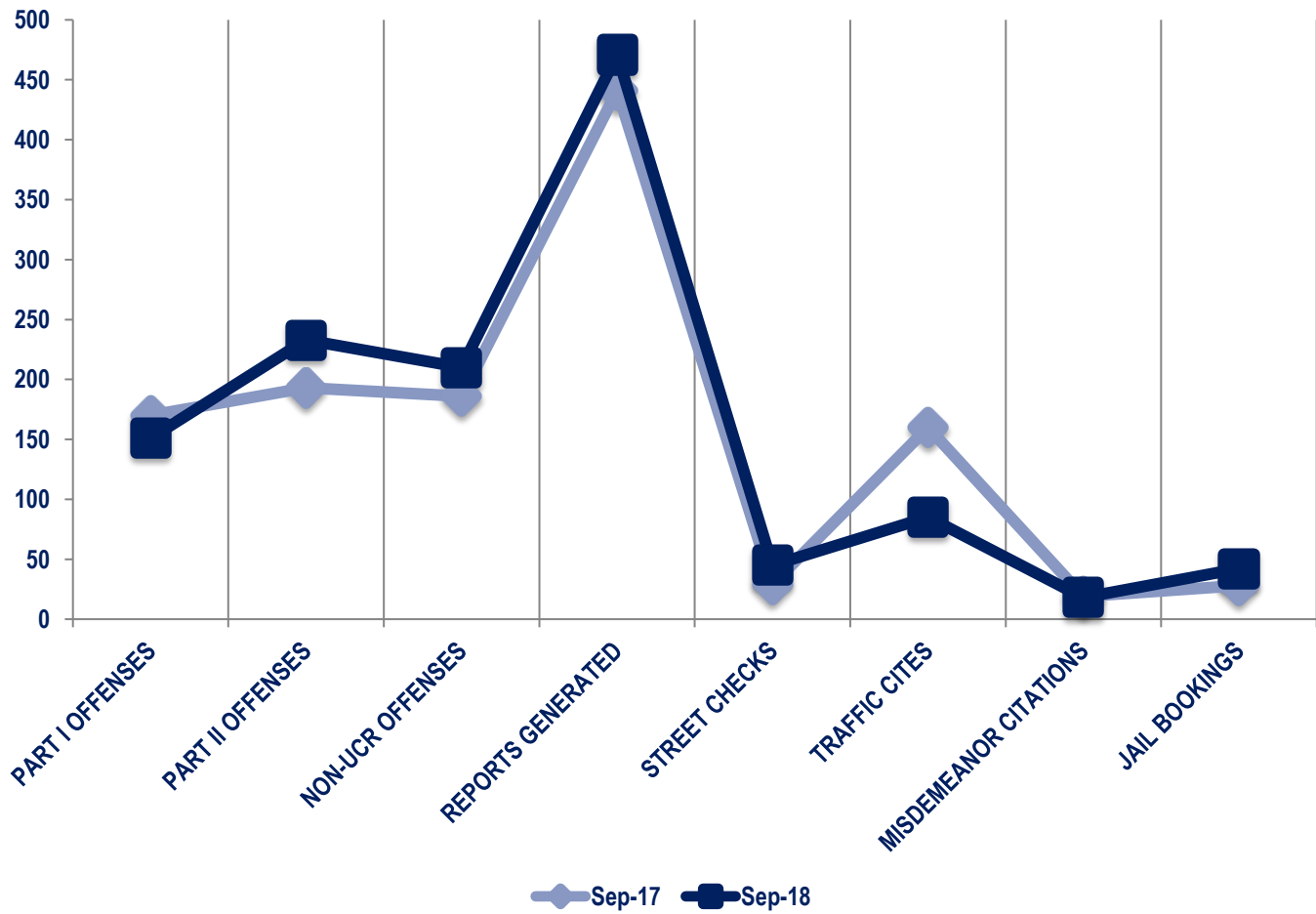


### Other Event Totals



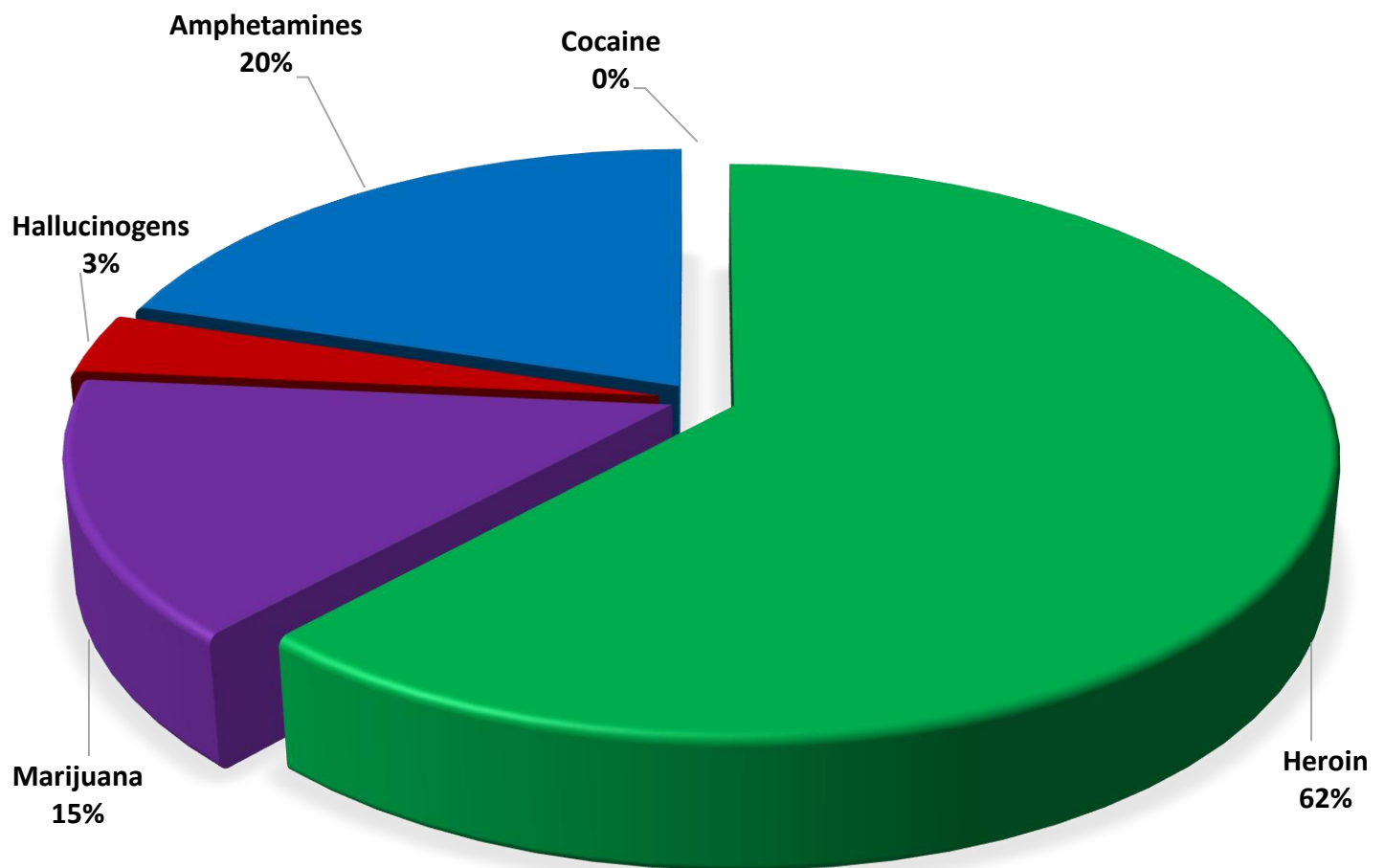
## Combined Offense/Event Trends

	SEP 2017	SEP 2018
<b>Part I Offenses</b>	170	151
<b>Part II Offenses</b>	193	233
<b>NonUCR Offenses</b>	186	210
<b>Reports Generated</b>	441	471
<b>Street Checks</b>	29	45
<b>Traffic Citations</b>	160	85
<b>Misdemeanor Citations</b>	19	18
<b>Jail Bookings</b>	28	42

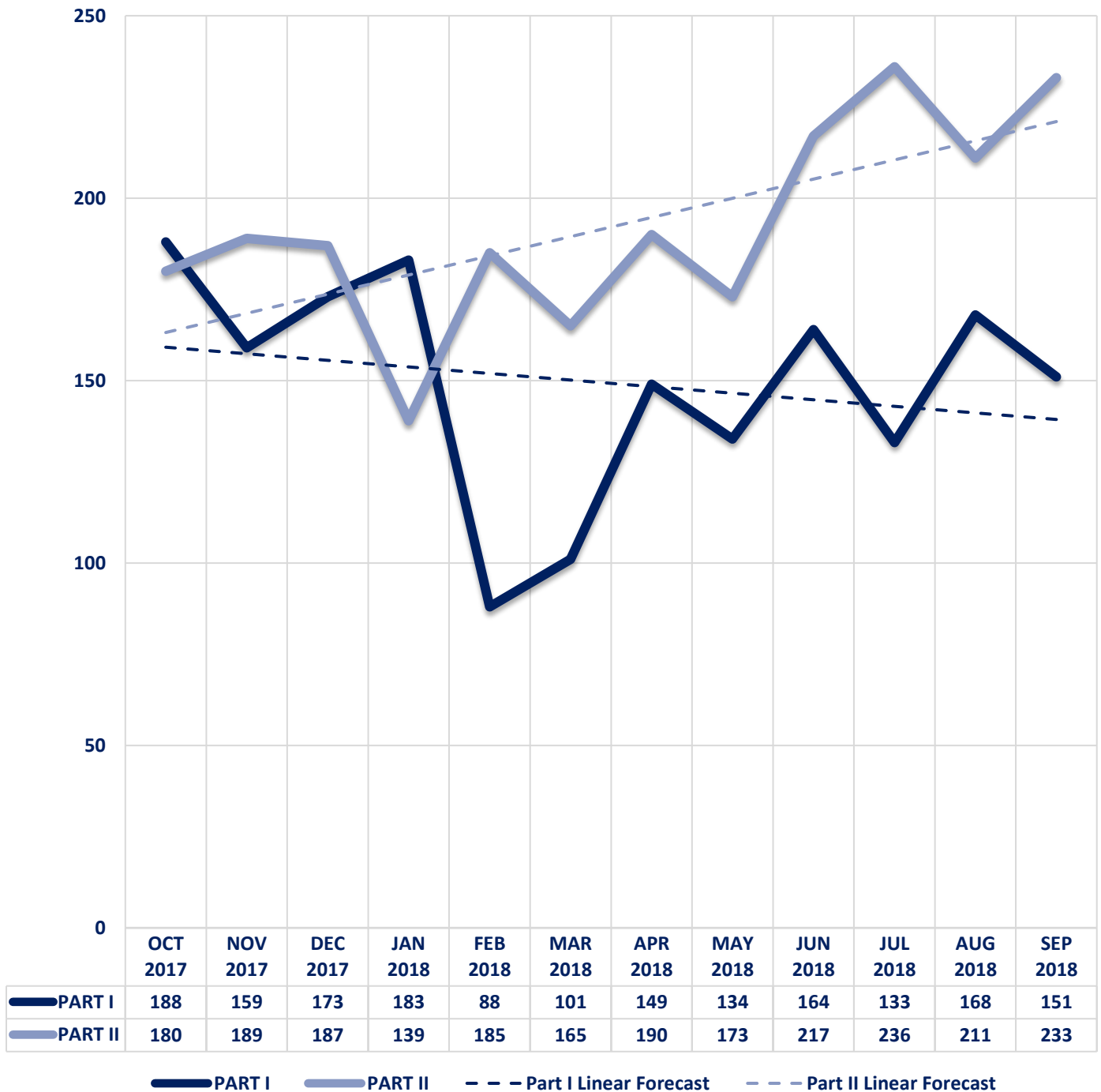


### Seized Drugs

TYPE	DOSES	STREET VALUE
Cocaine	0.0	\$ -
Heroin	83.0	\$ 830.00
Marijuana	19.6	\$ 117.46
Hallucinogens	4.6	\$ 9.17
Amphetamines	27.0	\$ 270.00
<b>TOTAL</b>	<b>134.2</b>	<b>\$ 1,226.63</b>



### Part I & II Offenses - One Year





## CITY COUNCIL DISTRICT #7

### MONTHLY OFFENSE SUMMARY

**OCTOBER 2018**

These figures represent preliminary counts of original Police Incident Reports and include all offenses within the above listed City Council District only. Full statistical analysis to determine the confidence level of this data has not been performed. The results contained herein are approximate in relation to the listed area and may not fully coincide with data shown in other areas of SLCPD's Crime Statistics page such as Calls for Service, Crimes Trending, and Crime Reports due to and reflective of departmental procedures that were in place at the time the event occurred and the date this data was compiled. Results displayed are not distinguished as attempted or completed crimes, do not include other calls for police service, and only represent police service where a report was made. Police Incident Reports are classified by primary offense categories as defined by the Uniform Crime Reporting (UCR) system, however for this report all offenses are included, and each incident may have more than one offense listed on it. In cases where there is more than one offense listed, all offenses are counted individually. Although every reasonable verification effort is made, the accuracy of any data is subject to the constraints of the report generation process as well as the manner, format, and point in time of any query.

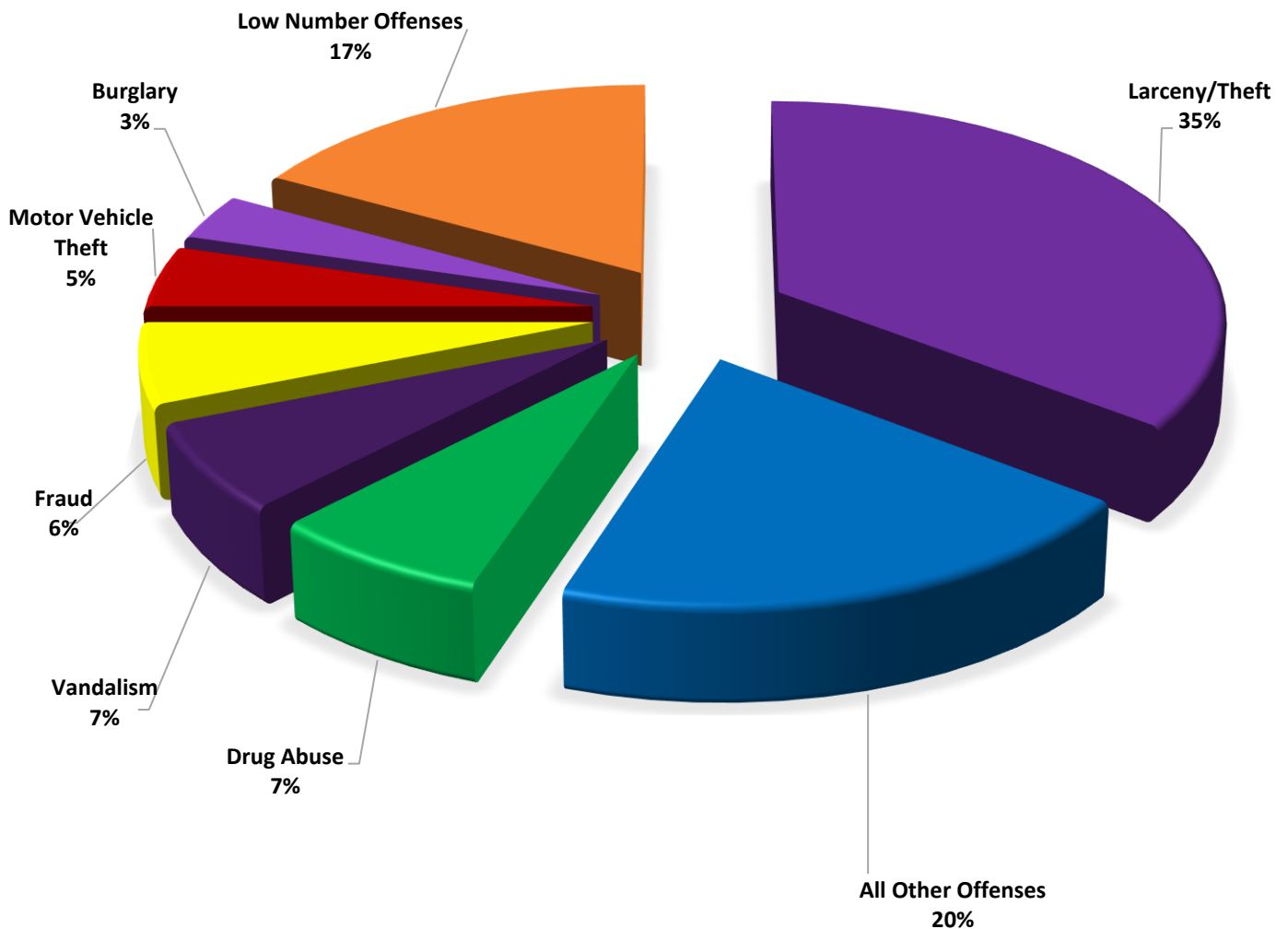
---

<b>PART I OFFENSES:</b>	Chosen by the FBI as Part I Offenses because they are serious crimes that occur with regularity in all areas of the country and are likely to be reported to Police.
<b>PART II OFFENSES:</b>	All other crimes other than the eight Part I Offenses. The Uniform Crime Reporting Program gathers only arrest data for Part II Offenses, however, SLCPD results displayed in this document display all Part II Offenses, regardless of the presence of arrest data.
<b>ALL OTHER OFFENSES:</b>	Under the Part II Offense section, 'All Other Offenses' include Peeping Tom, Trespass, Kidnap/Abduction, Pornography, Extortion/Blackmail, Bribery, Warrants, Sexual Offenses, Obstruction, Public Peace, and Hit & Run.
<b>NON-UCR OFFENSES:</b>	Non-UCR Offenses include reports for all other offenses not classified as a Part I or Part II Offense. Results displayed separate some of these offenses such as Ambulance Calls, Deaths, Missing Persons, Suicides, Suspicious Activity, and Traffic Accidents.
<b>ALL OTHER NON-UCR:</b>	Under the Non-UCR category, 'All Other' include the remainder of offenses not classified as Part I or Part II and not separated from the Non-UCR Offenses. These include things such as Loud Parties, Barking Dogs, Mentally Ill Subjects, Citizen Assistance, etc.
<b>LOW NUMBER OFFENSES:</b>	On page two, in the interest of space and allowing for easier viewing, the category titled 'Low Number Offenses' include Part I and Part II Offenses from page one that have totals under the amount of 12.

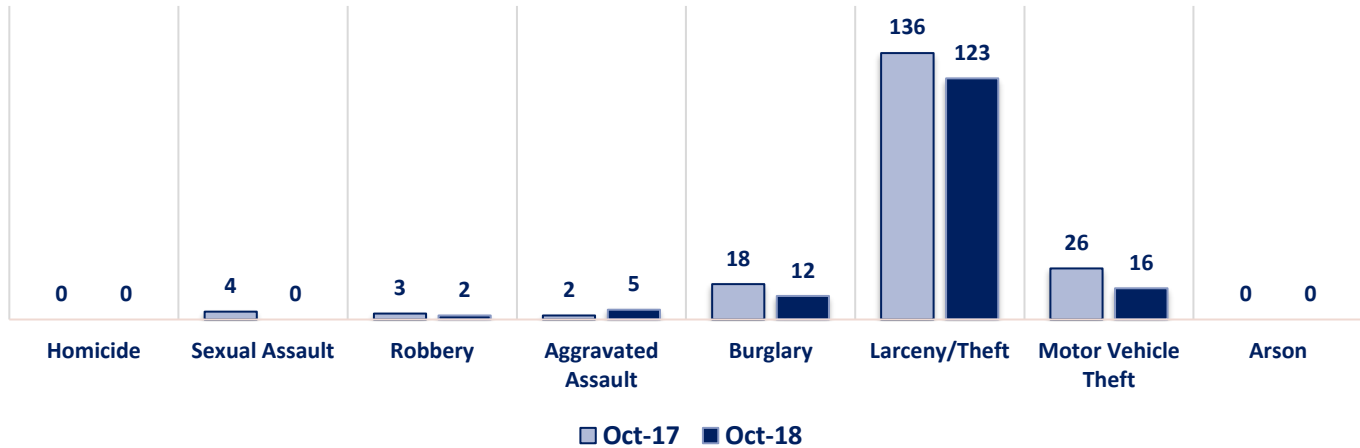
## Offenses

PART I OFFENSES	OFFENSE	OCT 17	OCT 18	OFFENSE	OCT 17	OCT 18	PART II OFFENSES
	Homicide	0	0	Other Assaults	20	12	
	Sexual Assault	4	0	Forgery/Counterfeit	6	7	
	Robbery	3	2	Fraud	22	21	
	Aggravated Assault	2	5	Embezzlement	0	1	
	Burglary	18	12	Stolen Property	1	3	
	Larceny/Theft	136	123	Vandalism	13	23	
	Motor Vehicle Theft	26	16	Weapons	1	1	
	Arson	0	0	Prostitution	2	2	
NON-UCR OFFENSES	<b>PART I TOTALS</b>	<b>189</b>	<b>158</b>	Sex Offenses	2	3	PART II OFFENSES
	Ambulance Calls	10	5	Drug Abuse	15	25	
	Deaths	1	2	Gambling	0	0	
	Missing Persons	4	0	Family Offenses	15	8	
	Suicides	0	0	DUI	3	5	
	Suspicious Activity	8	15	Liquor Laws	6	1	
	Traffic Accidents	0	0	Drunkenness	11	5	
	All Other	164	143	Disorderly Conduct	3	4	
	<b>NON-UCR TOTALS</b>	<b>187</b>	<b>165</b>	All Other Offenses	61	69	
TOTALS	<b>PART I OFFENSES</b>	<b>189</b>	<b>158</b>	Curfew/Loitering	0	0	PART II OFFENSES
	<b>PART II OFFENSES</b>	<b>182</b>	<b>190</b>	Runaway	1	0	
	<b>NON-UCR OFFENSES</b>	<b>187</b>	<b>165</b>	<b>PART II TOTALS</b>	<b>182</b>	<b>190</b>	
	<b>TOTAL</b>	<b>558</b>	<b>513</b>				

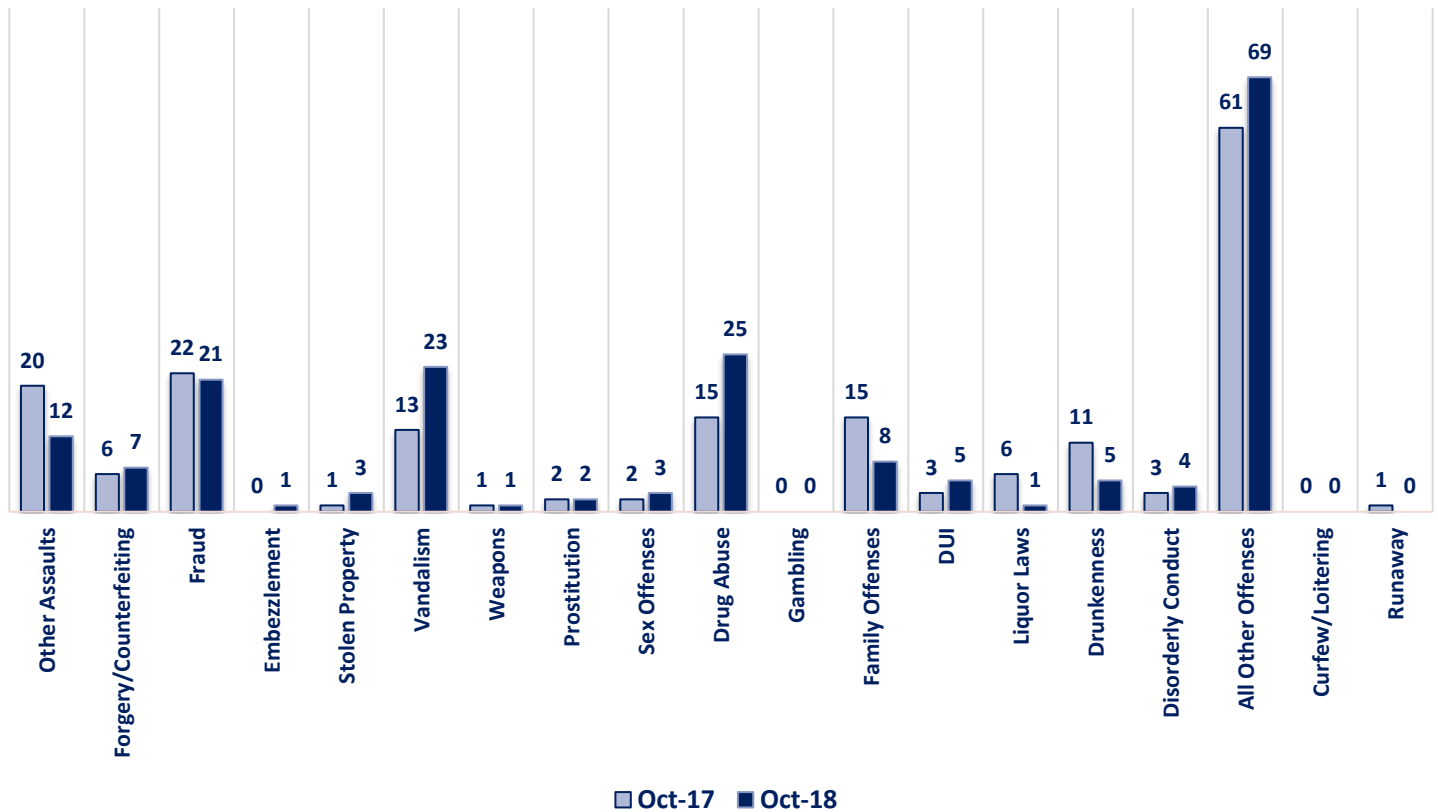
### OCTOBER 2018 - PART I & II OFFENSE PERCENTAGES



### Part I Offenses

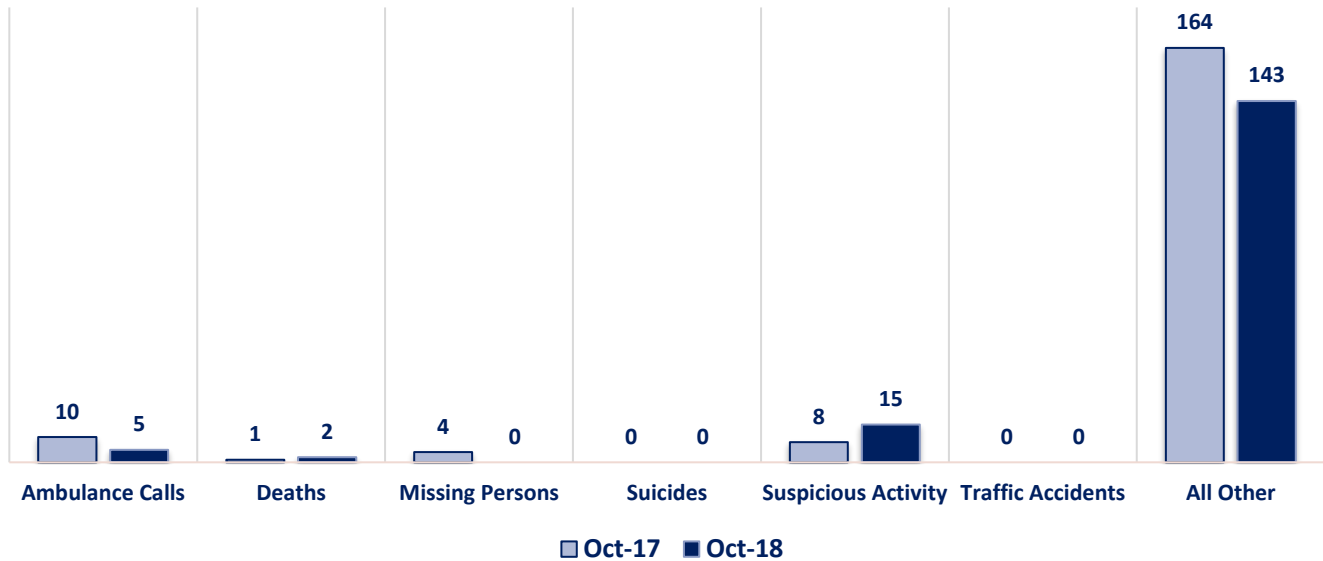


### Part II Offenses

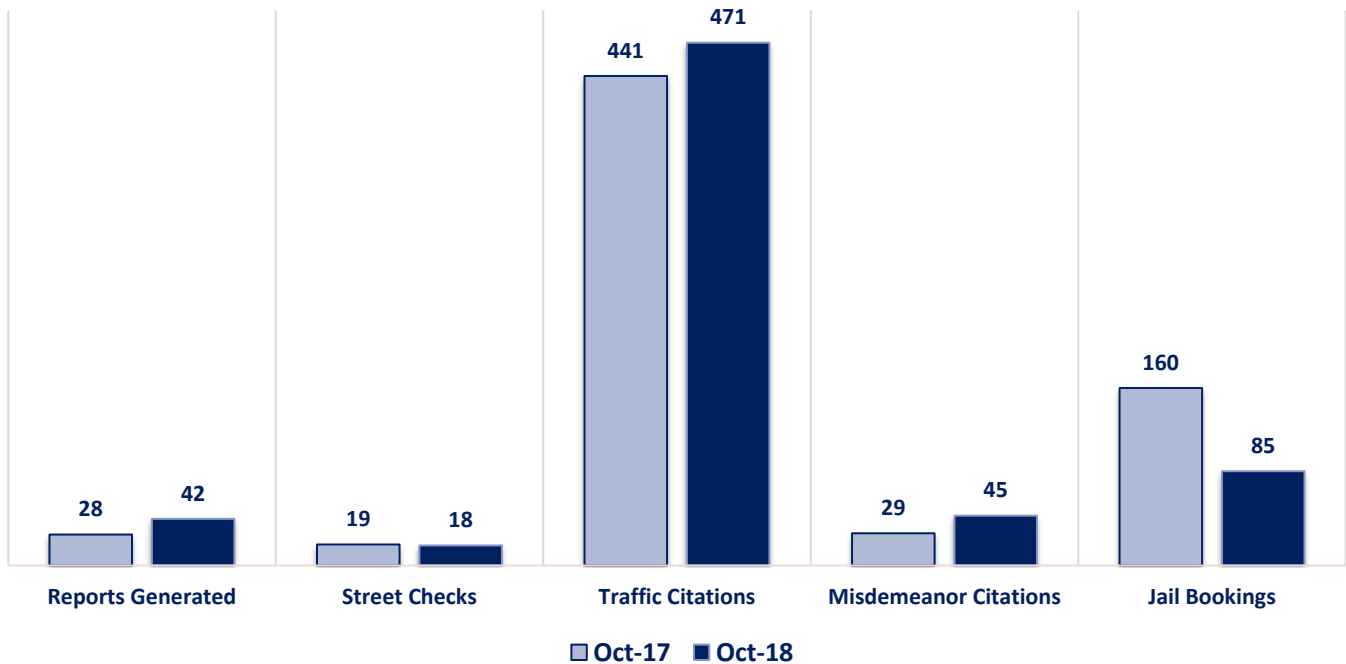




### Non-UCR Offenses

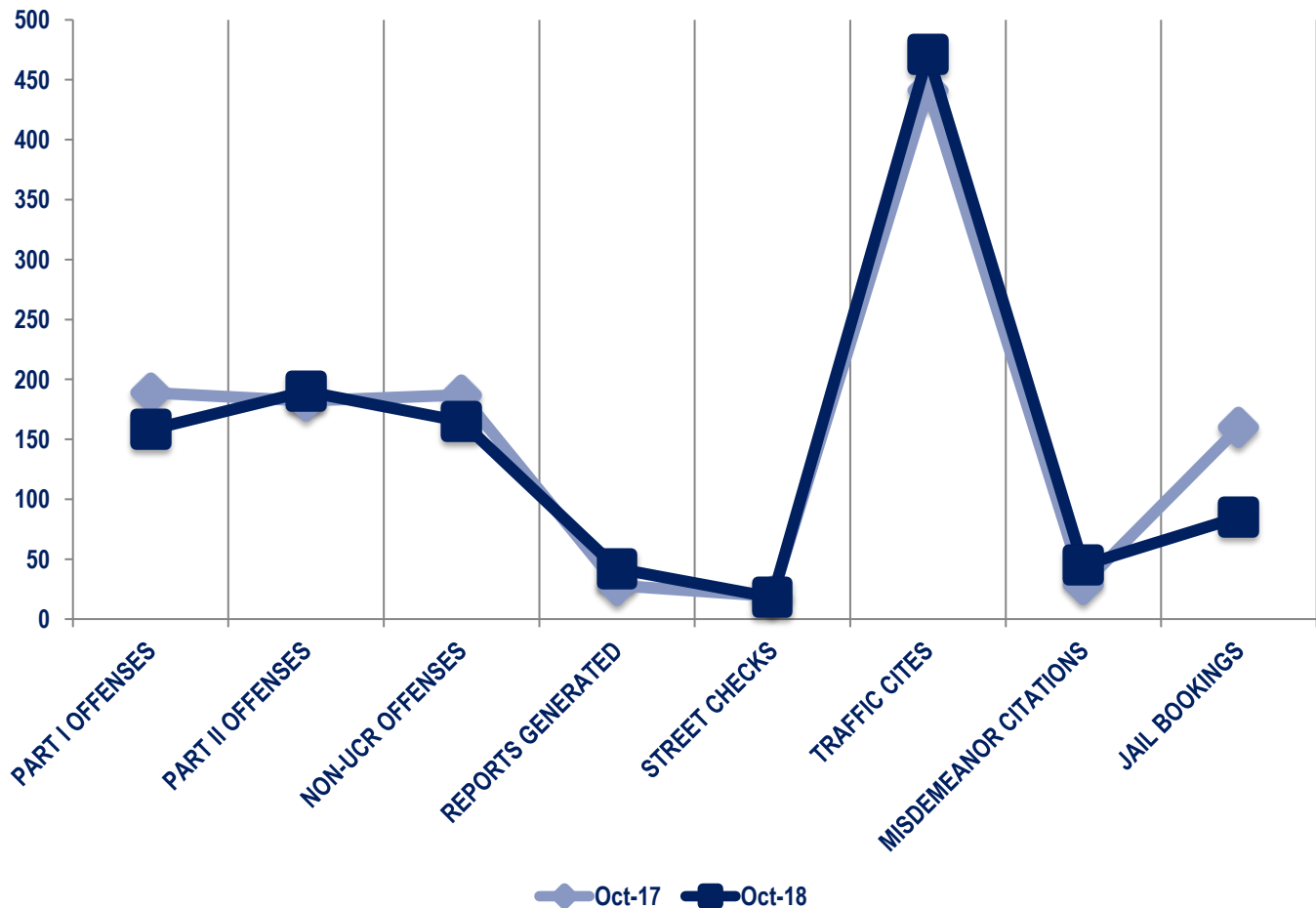


### Other Event Totals



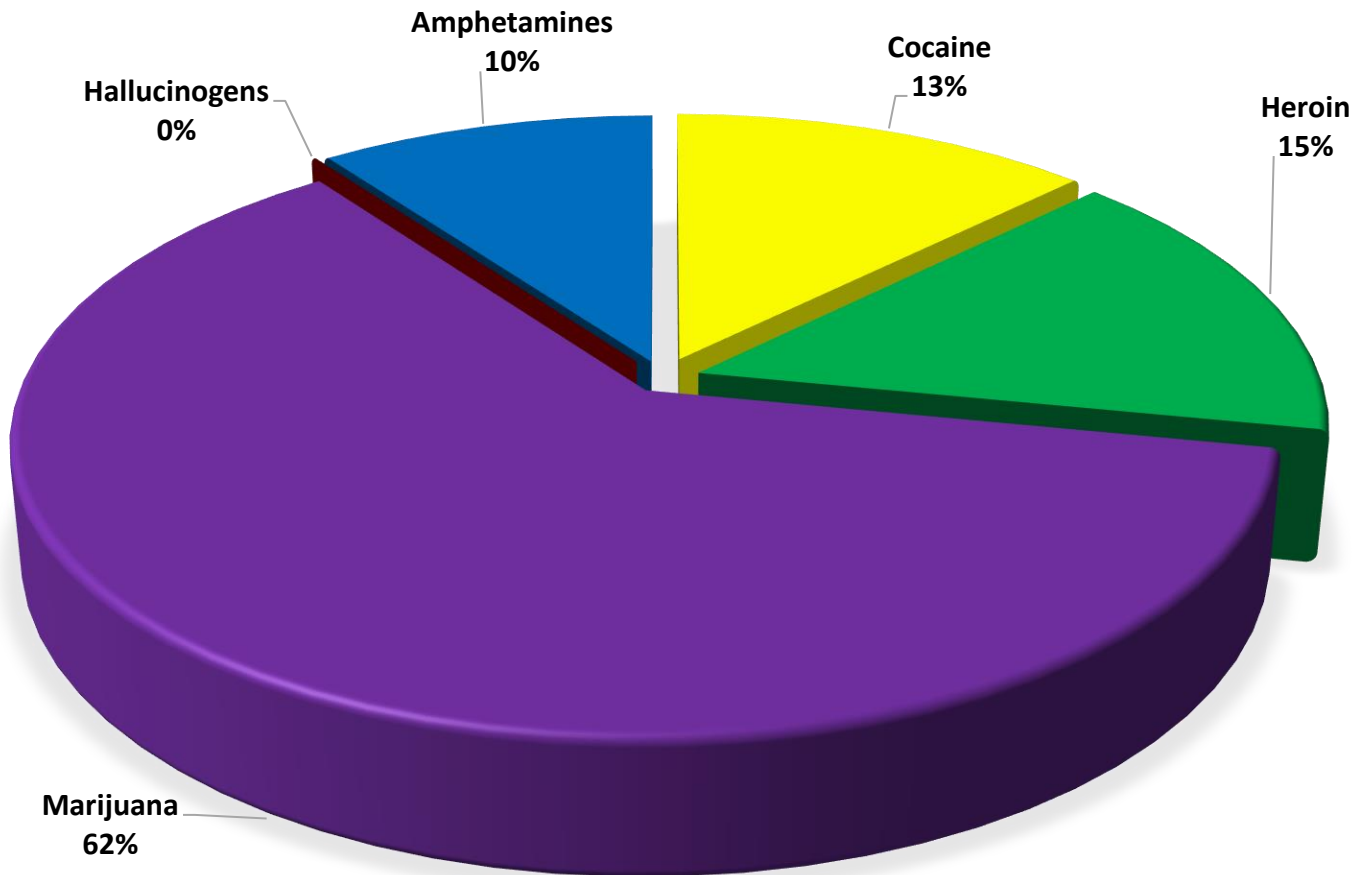
### Combined Offense/Event Trends

	OCT 2017	OCT 2018
<b>Part I Offenses</b>	189	158
<b>Part II Offenses</b>	182	190
<b>NonUCR Offenses</b>	187	165
<b>Reports Generated</b>	28	42
<b>Street Checks</b>	19	18
<b>Traffic Citations</b>	441	471
<b>Misdemeanor Citations</b>	29	45
<b>Jail Bookings</b>	160	85

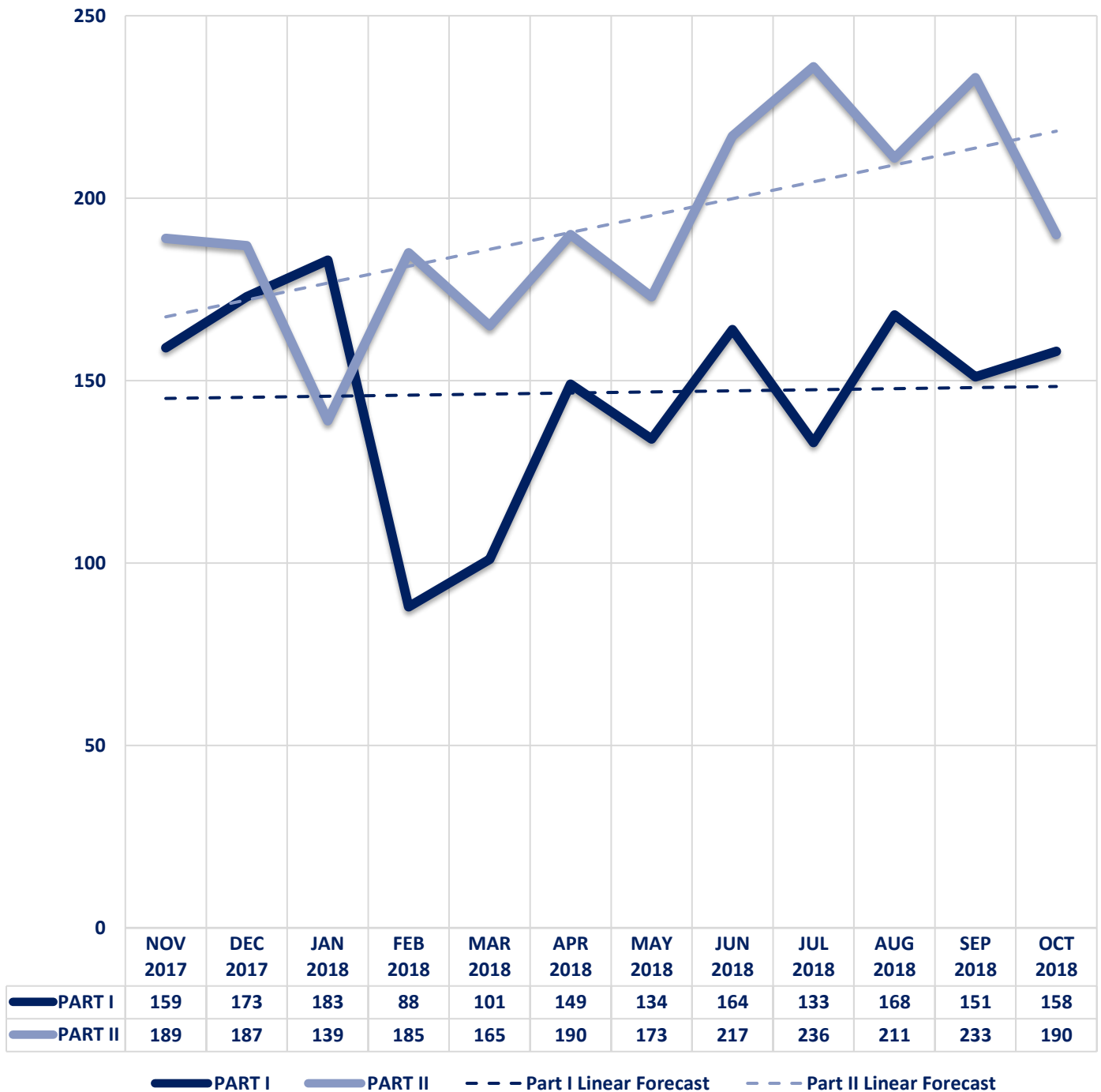


### Seized Drugs

TYPE	DOSES	STREET VALUE
Cocaine	44.0	\$ 440.00
Heroin	53.5	\$ 535.00
Marijuana	214.8	\$ 1,288.92
Hallucinogens	0.0	\$ -
Amphetamines	35.0	\$ 350.00
<b>TOTAL</b>	<b>347.3</b>	<b>\$ 2,613.92</b>



### Part I & II Offenses - One Year





## CITY COUNCIL DISTRICT #7

### MONTHLY OFFENSE SUMMARY

**NOVEMBER 2018**

These figures represent preliminary counts of original Police Incident Reports and include all offenses within the above listed City Council District only. Full statistical analysis to determine the confidence level of this data has not been performed. The results contained herein are approximate in relation to the listed area and may not fully coincide with data shown in other areas of SLCPD's Crime Statistics page such as Calls for Service, Crimes Trending, and Crime Reports due to and reflective of departmental procedures that were in place at the time the event occurred and the date this data was compiled. Results displayed are not distinguished as attempted or completed crimes, do not include other calls for police service, and only represent police service where a report was made. Police Incident Reports are classified by primary offense categories as defined by the Uniform Crime Reporting (UCR) system, however for this report all offenses are included, and each incident may have more than one offense listed on it. In cases where there is more than one offense listed, all offenses are counted individually. Although every reasonable verification effort is made, the accuracy of any data is subject to the constraints of the report generation process as well as the manner, format, and point in time of any query.

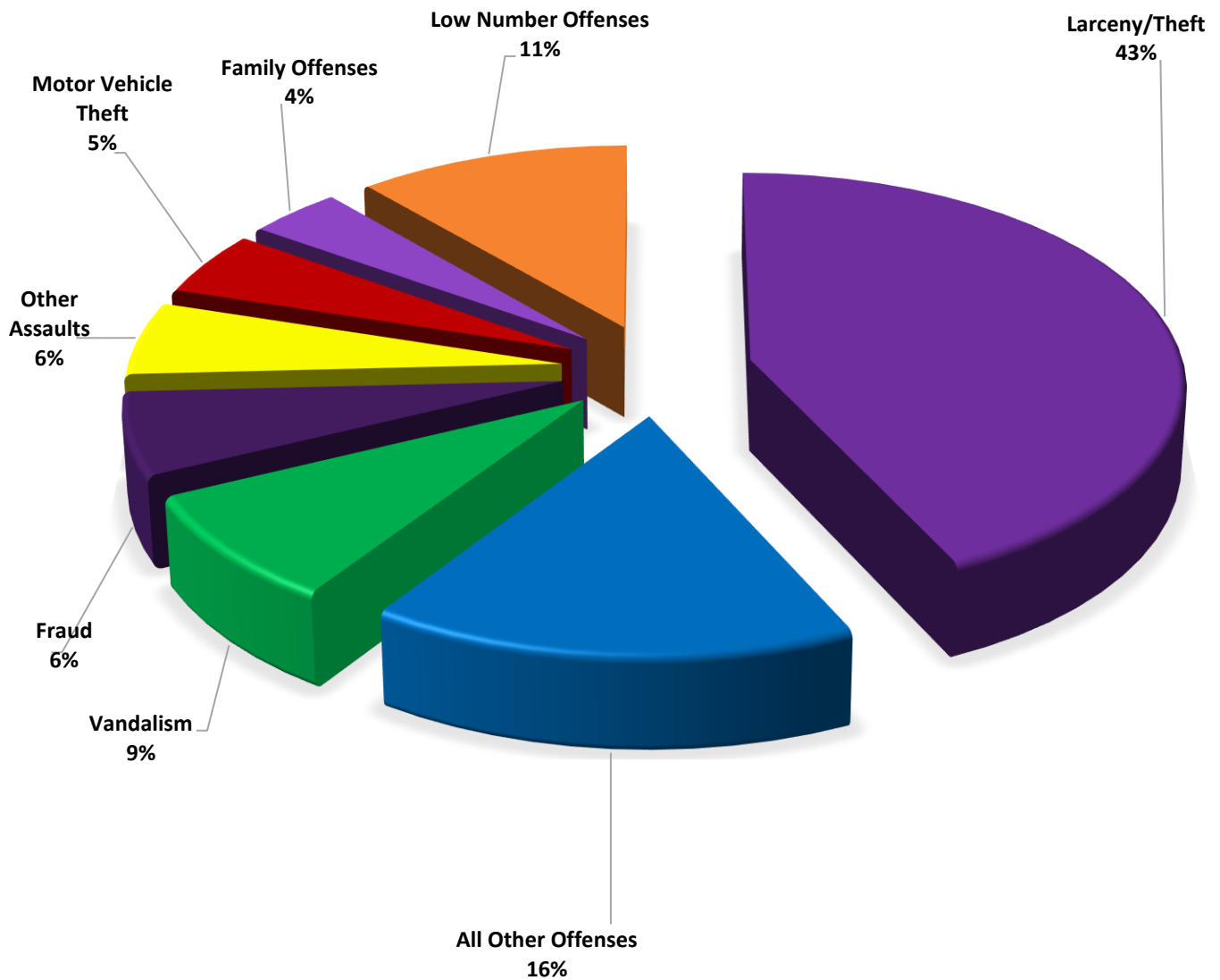
---

<b>PART I OFFENSES:</b>	Chosen by the FBI as Part I Offenses because they are serious crimes that occur with regularity in all areas of the country and are likely to be reported to Police.
<b>PART II OFFENSES:</b>	All other crimes other than the eight Part I Offenses. The Uniform Crime Reporting Program gathers only arrest data for Part II Offenses, however, SLCPD results displayed in this document display all Part II Offenses, regardless of the presence of arrest data.
<b>ALL OTHER OFFENSES:</b>	Under the Part II Offense section, 'All Other Offenses' include Peeping Tom, Trespass, Kidnap/Abduction, Pornography, Extortion/Blackmail, Bribery, Warrants, Sexual Offenses, Obstruction, Public Peace, and Hit & Run.
<b>NON-UCR OFFENSES:</b>	Non-UCR Offenses include reports for all other offenses not classified as a Part I or Part II Offense. Results displayed separate some of these offenses such as Ambulance Calls, Deaths, Missing Persons, Suicides, Suspicious Activity, and Traffic Accidents.
<b>ALL OTHER NON-UCR:</b>	Under the Non-UCR category, 'All Other' include the remainder of offenses not classified as Part I or Part II and not separated from the Non-UCR Offenses. These include things such as Loud Parties, Barking Dogs, Mentally Ill Subjects, Citizen Assistance, etc.
<b>LOW NUMBER OFFENSES:</b>	On page two, in the interest of space and allowing for easier viewing, the category titled 'Low Number Offenses' include Part I and Part II Offenses from page one that have totals under the amount of 10.

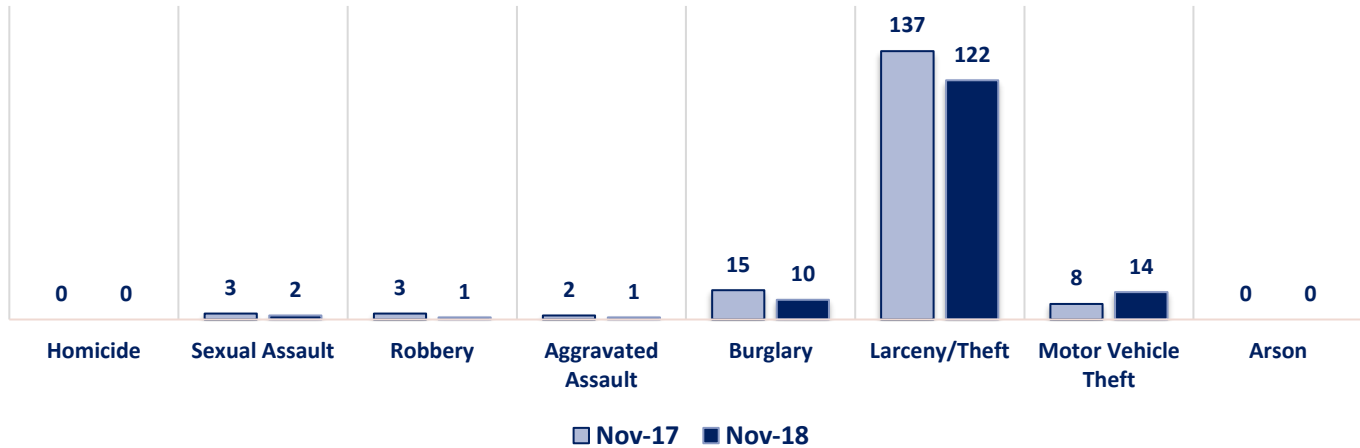
## Offenses

PART I OFFENSES	OFFENSE	NOV 17	NOV 18	OFFENSE	NOV 17	NOV 18	PART II OFFENSES
	Homicide	0	0	Other Assaults	20	16	
	Sexual Assault	3	2	Forgery/Counterfeit	6	2	
	Robbery	3	1	Fraud	19	18	
	Aggravated Assault	2	1	Embezzlement	0	0	
	Burglary	15	10	Stolen Property	3	1	
	Larceny/Theft	137	122	Vandalism	25	24	
	Motor Vehicle Theft	8	14	Weapons	0	2	
	Arson	0	0	Prostitution	0	0	
NON-UCR OFFENSES	<b>PART I TOTALS</b>	<b>168</b>	<b>150</b>	Sex Offenses	4	0	PART II OFFENSES
	Ambulance Calls	11	6	Drug Abuse	25	3	
	Deaths	1	0	Gambling	0	0	
	Missing Persons	0	1	Family Offenses	17	11	
	Suicides	0	0	DUI	4	1	
	Suspicious Activity	9	10	Liquor Laws	1	0	
	Traffic Accidents	0	0	Drunkenness	5	5	
	All Other	146	149	Disorderly Conduct	2	2	
	<b>NON-UCR TOTALS</b>	<b>167</b>	<b>166</b>	All Other Offenses	68	46	
TOTALS	<b>PART I OFFENSES</b>	<b>168</b>	<b>150</b>	Curfew/Loitering	0	0	PART II OFFENSES
	<b>PART II OFFENSES</b>	<b>200</b>	<b>133</b>	Runaway	1	2	
	<b>NON-UCR OFFENSES</b>	<b>167</b>	<b>166</b>	<b>PART II TOTALS</b>	<b>200</b>	<b>133</b>	
	<b>TOTAL</b>	<b>535</b>	<b>449</b>				

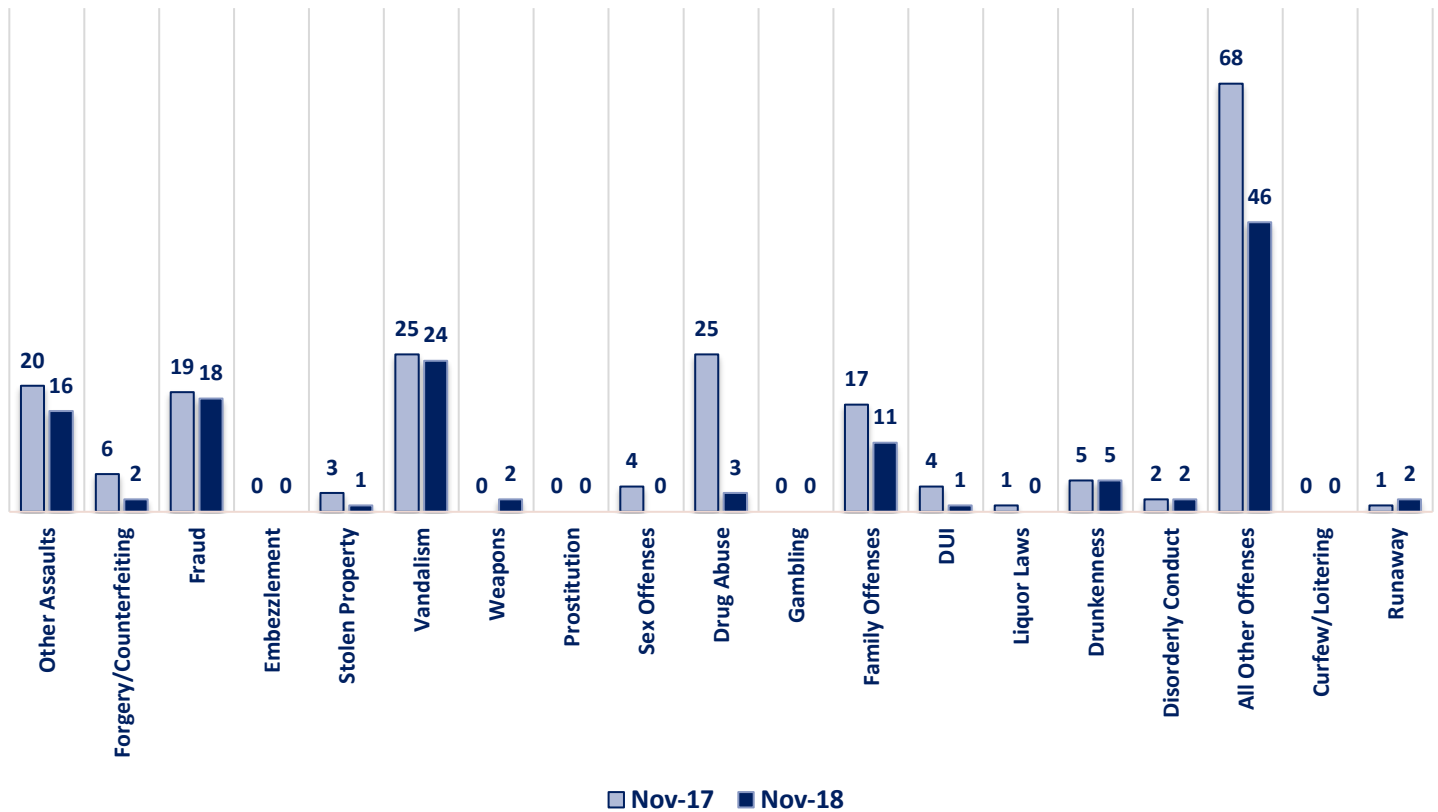
### NOVEMBER 2018 - PART I & II OFFENSE PERCENTAGES



### Part I Offenses

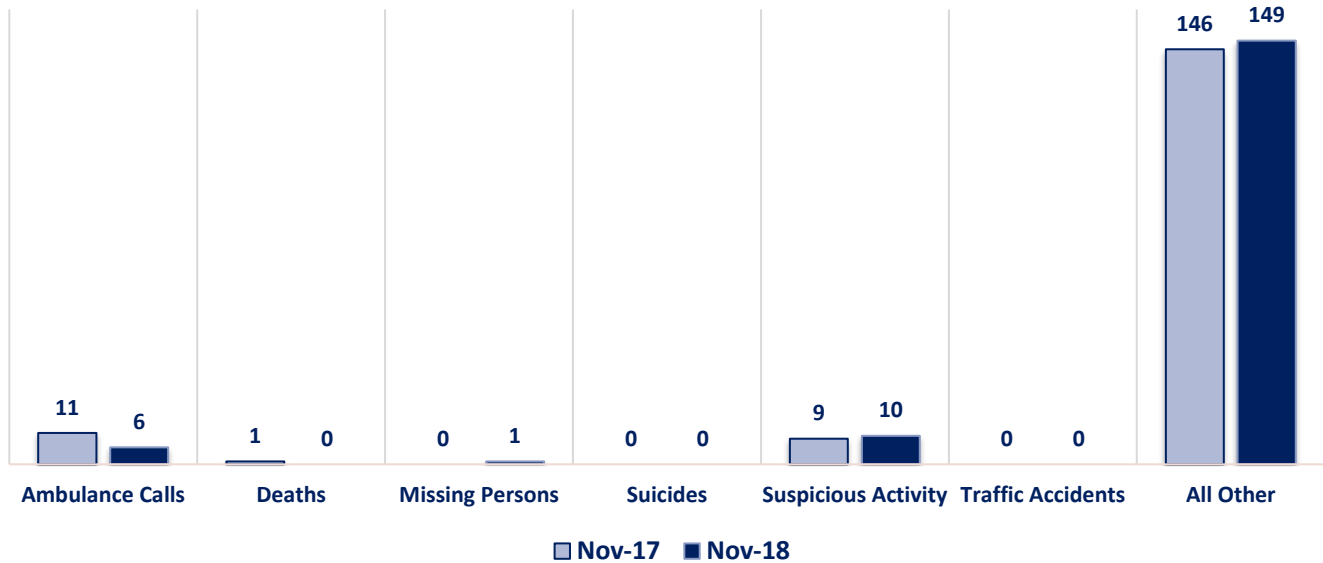


### Part II Offenses

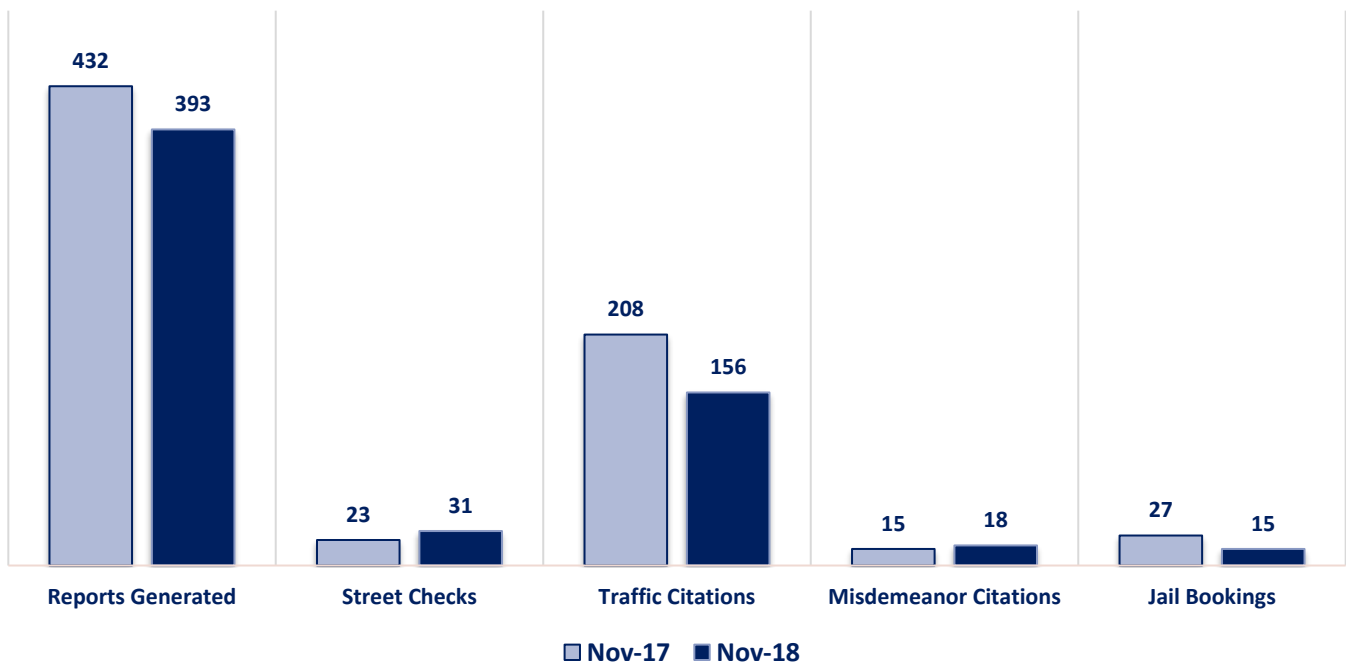




### Non-UCR Offenses

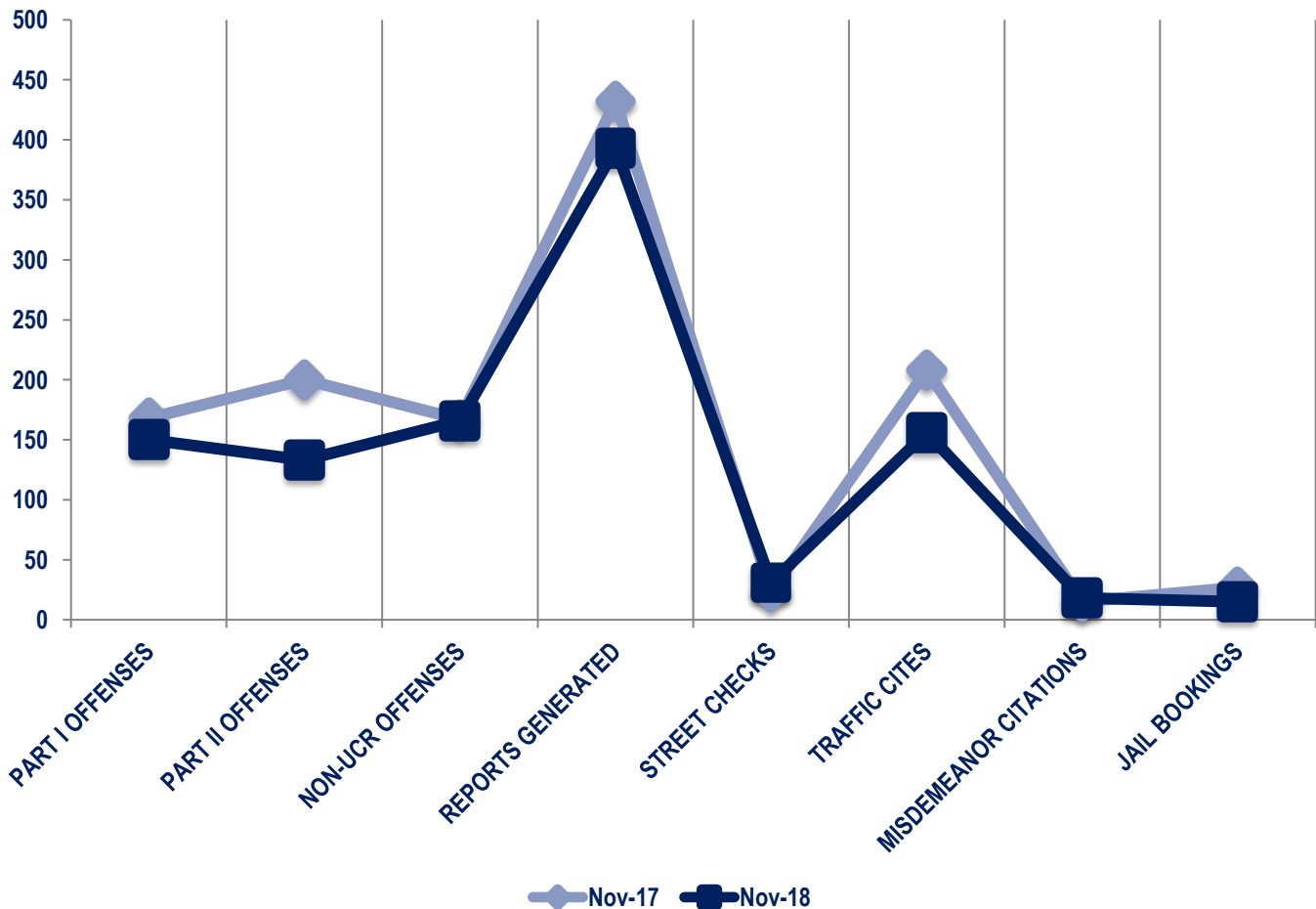


### Other Event Totals



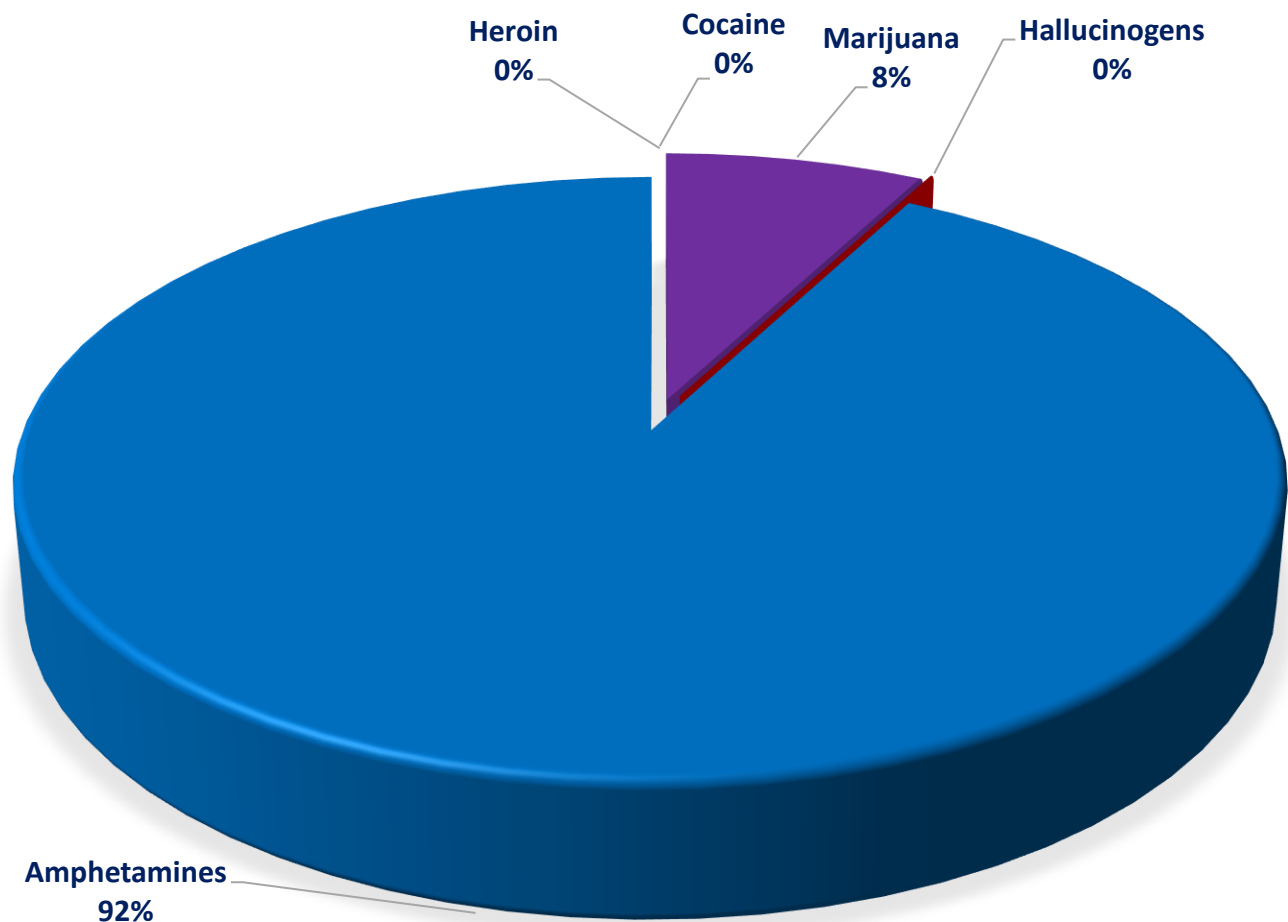
### Combined Offense/Event Trends

	NOV 2017	NOV 2018
<b>Part I Offenses</b>	168	150
<b>Part II Offenses</b>	200	133
<b>NonUCR Offenses</b>	167	166
<b>Reports Generated</b>	432	393
<b>Street Checks</b>	23	31
<b>Traffic Citations</b>	208	156
<b>Misdemeanor Citations</b>	15	18
<b>Jail Bookings</b>	27	15

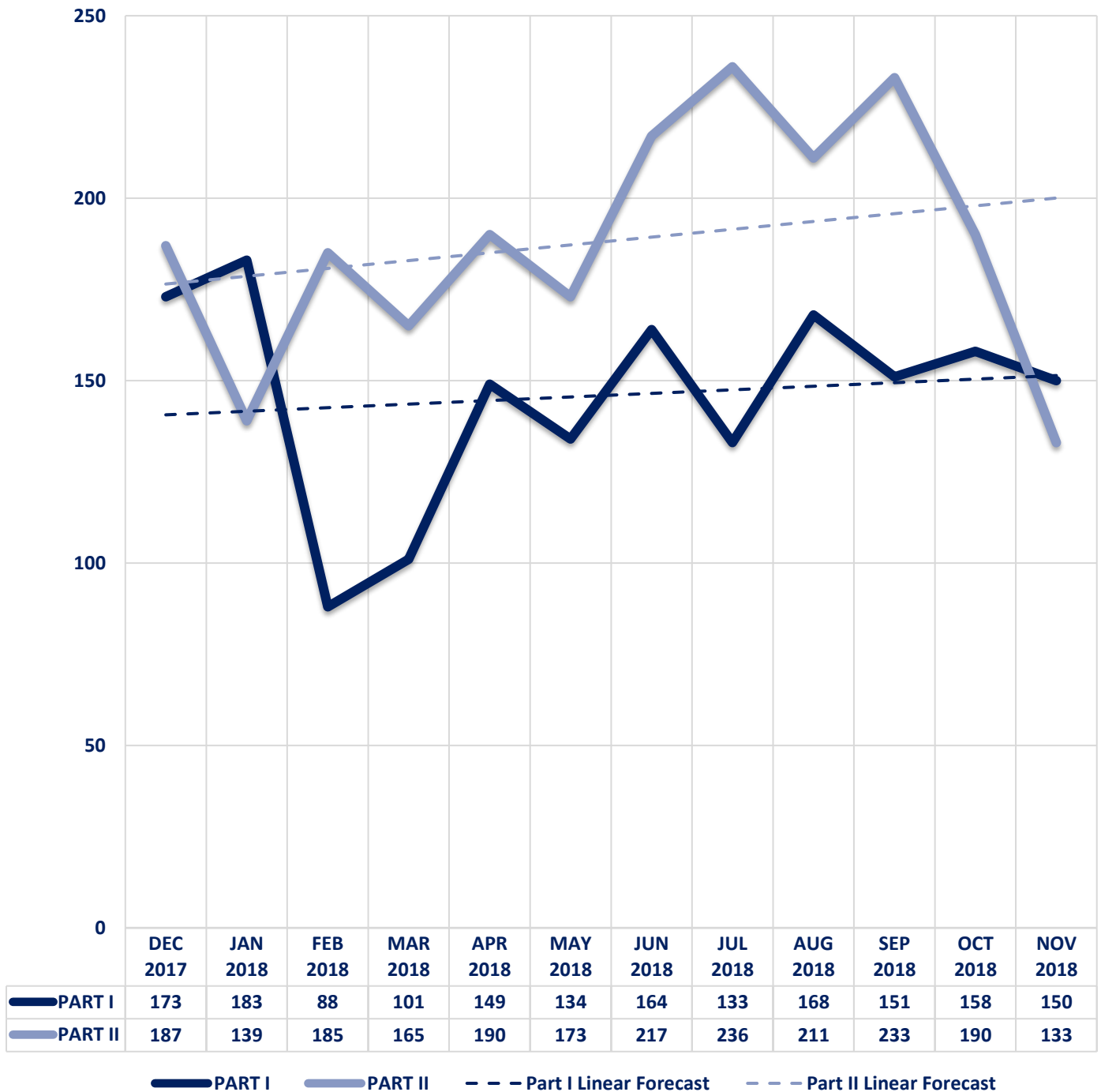


## Seized Drugs

TYPE	DOSES	STREET VALUE
Cocaine	0.0	\$ -
Heroin	0.0	\$ -
Marijuana	1.8	\$ 10.58
Hallucinogens	0.0	\$ -
Amphetamines	21.0	\$ 210.00
<b>TOTAL</b>	<b>22.8</b>	<b>\$ 220.58</b>



### Part I & II Offenses - One Year





## CITY COUNCIL DISTRICT #7

### MONTHLY OFFENSE SUMMARY

DECEMBER 2018

These figures represent preliminary counts of original Police Incident Reports and include all offenses within the above listed City Council District only. Full statistical analysis to determine the confidence level of this data has not been performed. The results contained herein are approximate in relation to the listed area and may not fully coincide with data shown in other areas of SLCPD's Crime Statistics page such as Calls for Service, Crimes Trending, and Crime Reports due to and reflective of departmental procedures that were in place at the time the event occurred and the date this data was compiled. Results displayed are not distinguished as attempted or completed crimes, do not include other calls for police service, and only represent police service where a report was made. Police Incident Reports are classified by primary offense categories as defined by the Uniform Crime Reporting (UCR) system, however for this report all offenses are included, and each incident may have more than one offense listed on it. In cases where there is more than one offense listed, all offenses are counted individually. Although every reasonable verification effort is made, the accuracy of any data is subject to the constraints of the report generation process as well as the manner, format, and point in time of any query.

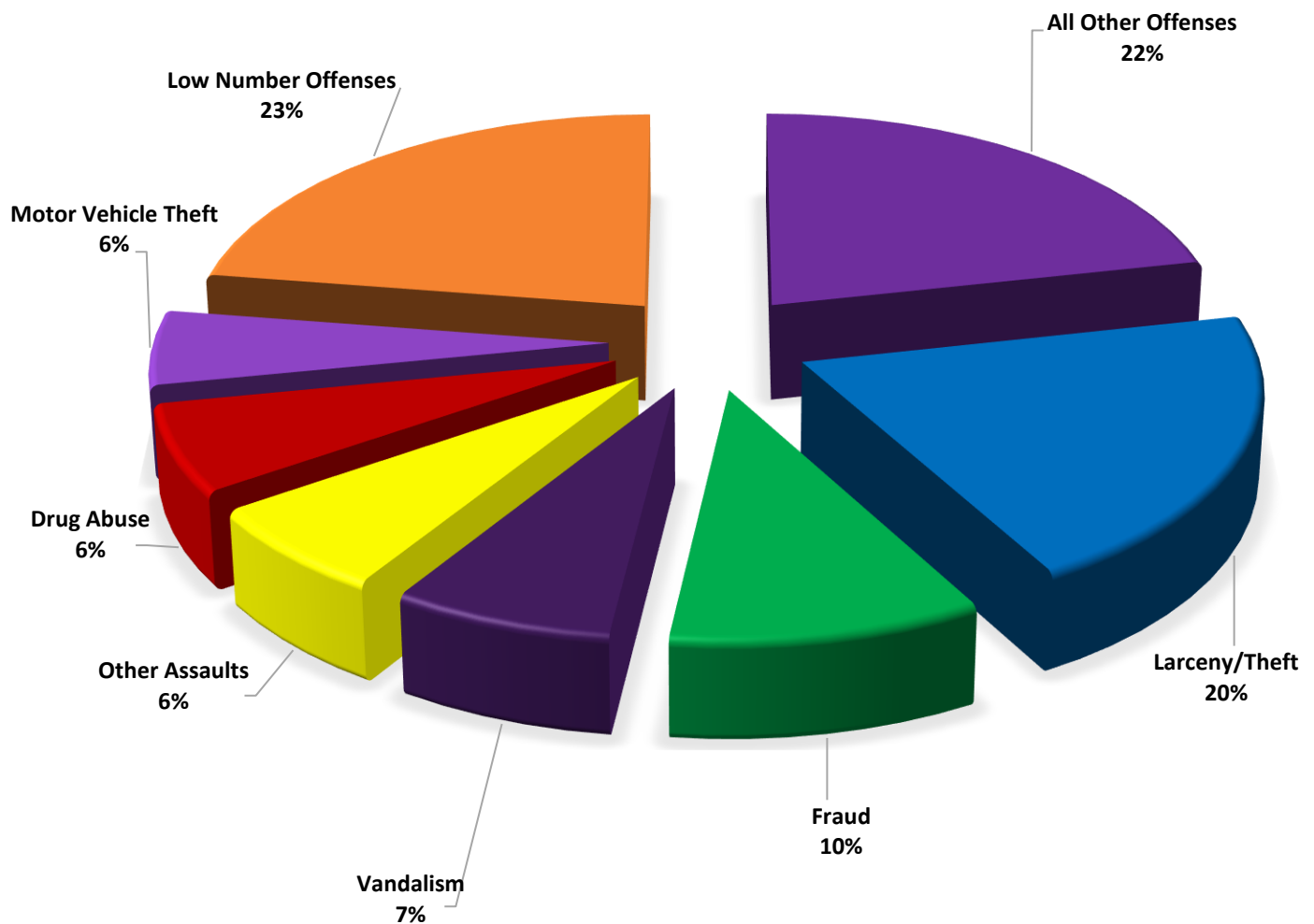
---

<b>PART I OFFENSES:</b>	Chosen by the FBI as Part I Offenses because they are serious crimes that occur with regularity in all areas of the country and are likely to be reported to Police.
<b>PART II OFFENSES:</b>	All other crimes other than the eight Part I Offenses. The Uniform Crime Reporting Program gathers only arrest data for Part II Offenses, however, SLCPD results displayed in this document display all Part II Offenses, regardless of the presence of arrest data.
<b>ALL OTHER OFFENSES:</b>	Under the Part II Offense section, 'All Other Offenses' include Peeping Tom, Trespass, Kidnap/Abduction, Pornography, Extortion/Blackmail, Bribery, Warrants, Sexual Offenses, Obstruction, Public Peace, and Hit & Run.
<b>NON-UCR OFFENSES:</b>	Non-UCR Offenses include reports for all other offenses not classified as a Part I or Part II Offense. Results displayed separate some of these offenses such as Ambulance Calls, Deaths, Missing Persons, Suicides, Suspicious Activity, and Traffic Accidents.
<b>ALL OTHER NON-UCR:</b>	Under the Non-UCR category, 'All Other' include the remainder of offenses not classified as Part I or Part II and not separated from the Non-UCR Offenses. These include things such as Loud Parties, Barking Dogs, Mentally Ill Subjects, Citizen Assistance, etc.
<b>LOW NUMBER OFFENSES:</b>	On page two, in the interest of space and allowing for easier viewing, the category titled 'Low Number Offenses' include Part I and Part II Offenses from page one that have totals under the amount of 16.

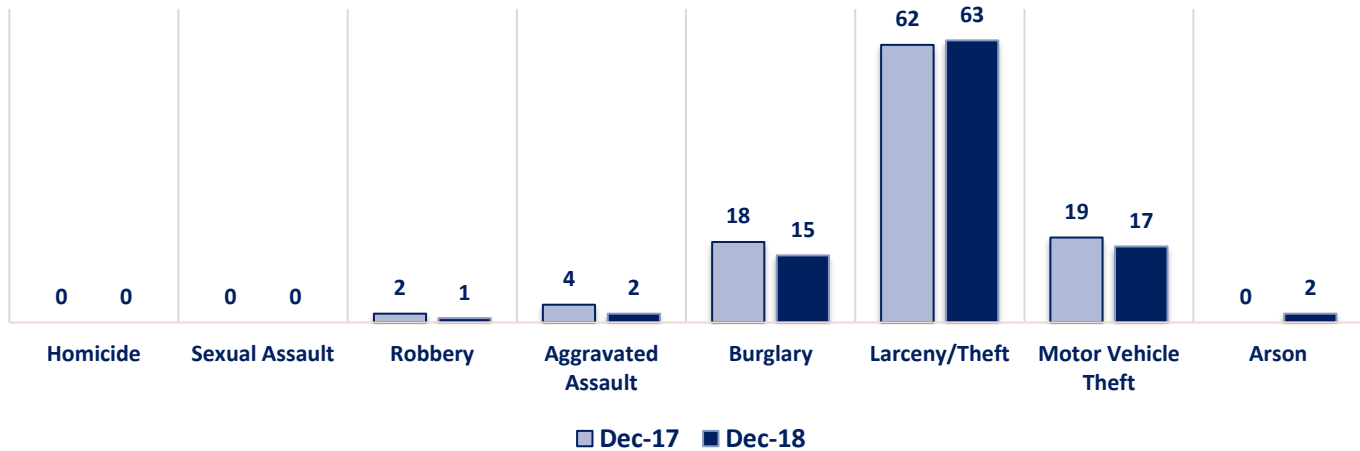
## Offenses

PART I OFFENSES	OFFENSE	DEC 17	DEC 18	OFFENSE	DEC 17	DEC 18	PART II OFFENSES
	Homicide	0	0	Other Assaults	19	20	
	Sexual Assault	0	0	Forgery/Counterfeit	4	4	
	Robbery	2	1	Fraud	19	31	
	Aggravated Assault	4	2	Embezzlement	0	0	
	Burglary	18	15	Stolen Property	5	4	
	Larceny/Theft	62	63	Vandalism	24	22	
	Motor Vehicle Theft	19	17	Weapons	0	3	
	Arson	0	2	Prostitution	2	0	
PART I TOTALS		105	100	Sex Offenses	2	2	PART II OFFENSES
NON-UCR OFFENSES	Ambulance Calls	8	12	Drug Abuse	26	20	
	Deaths	1	4	Gambling	0	0	
	Missing Persons	1	1	Family Offenses	20	16	
	Suicides	0	0	DUI	2	7	
	Suspicious Activity	6	9	Liquor Laws	1	1	
	Traffic Accidents	0	0	Drunkenness	7	9	
	All Other	151	140	Disorderly Conduct	2	4	
NON-UCR TOTALS		167	166	All Other Offenses	60	67	
TOTALS	PART I OFFENSES	105	100	Curfew/Loitering	0	0	
	PART II OFFENSES	194	210	Runaway	1	0	
	NON-UCR OFFENSES	167	166	PART II TOTALS	194	210	
	TOTAL	466	476				

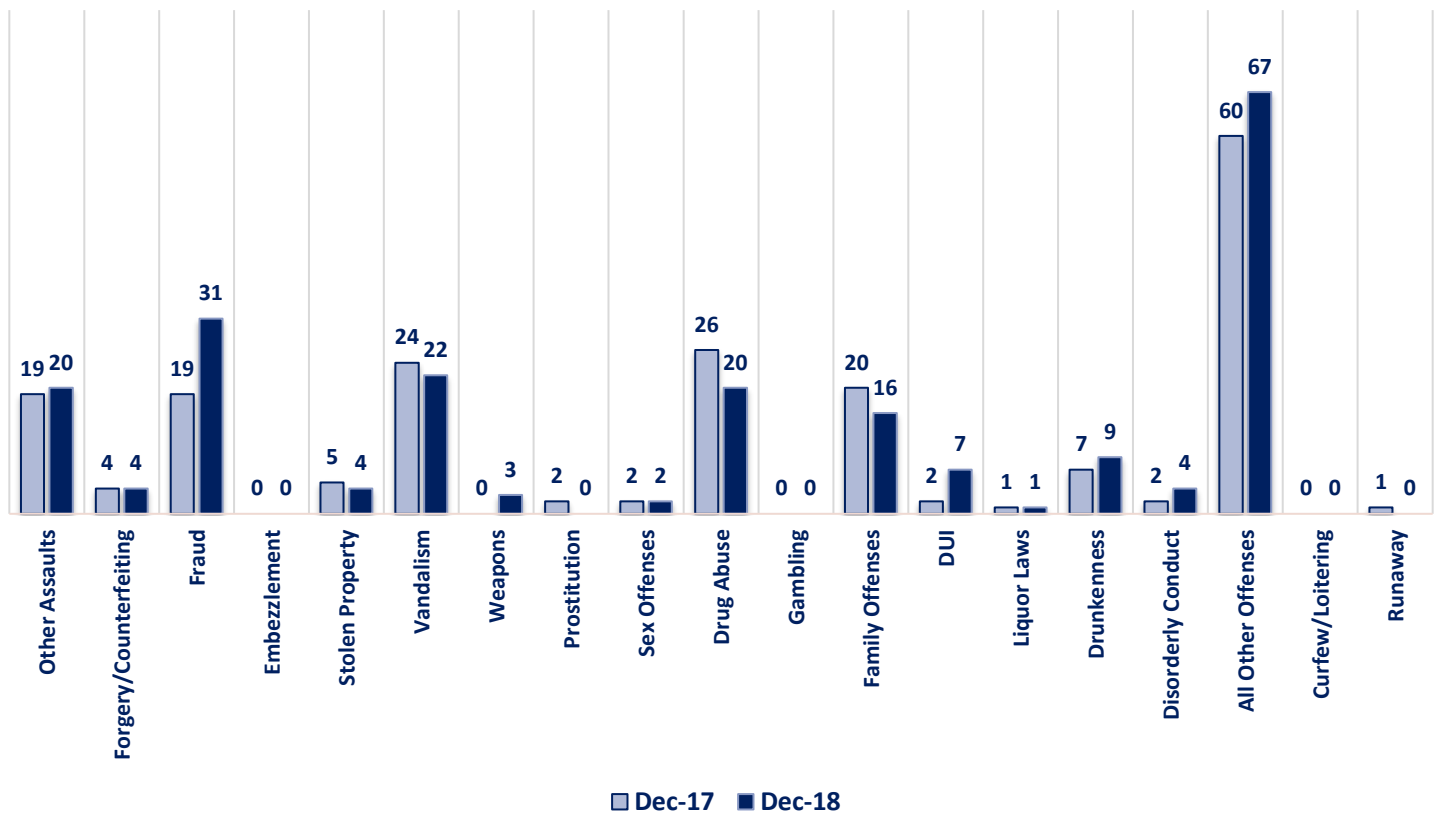
**DECEMBER 2018 - PART I & II OFFENSE PERCENTAGES**



### Part I Offenses

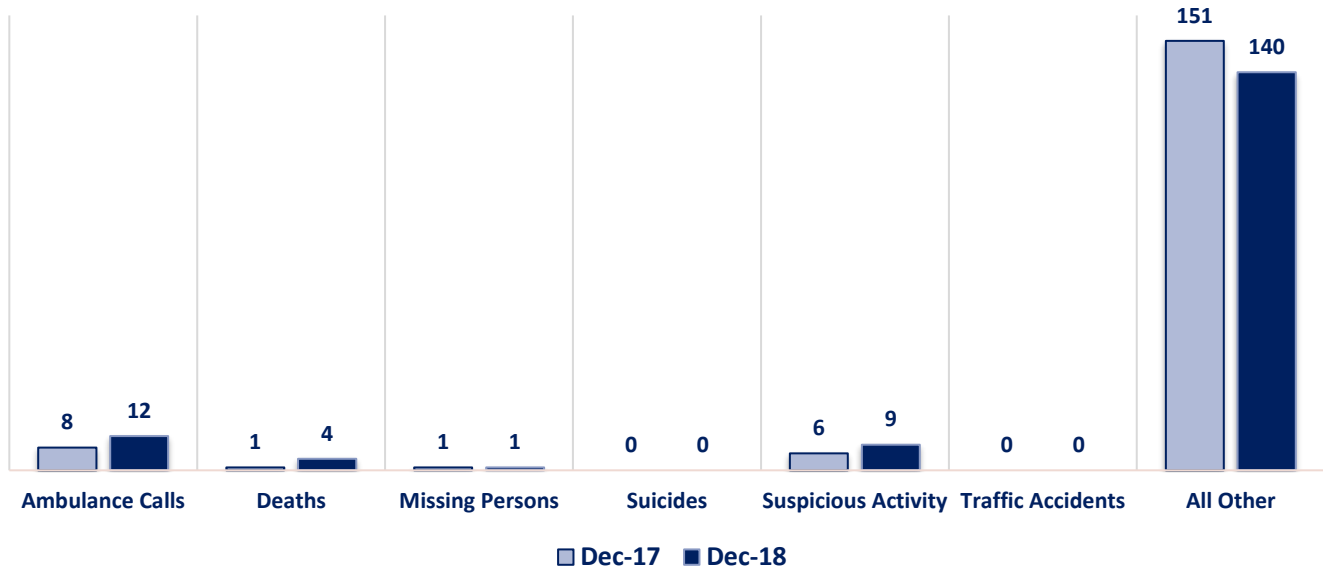


### Part II Offenses

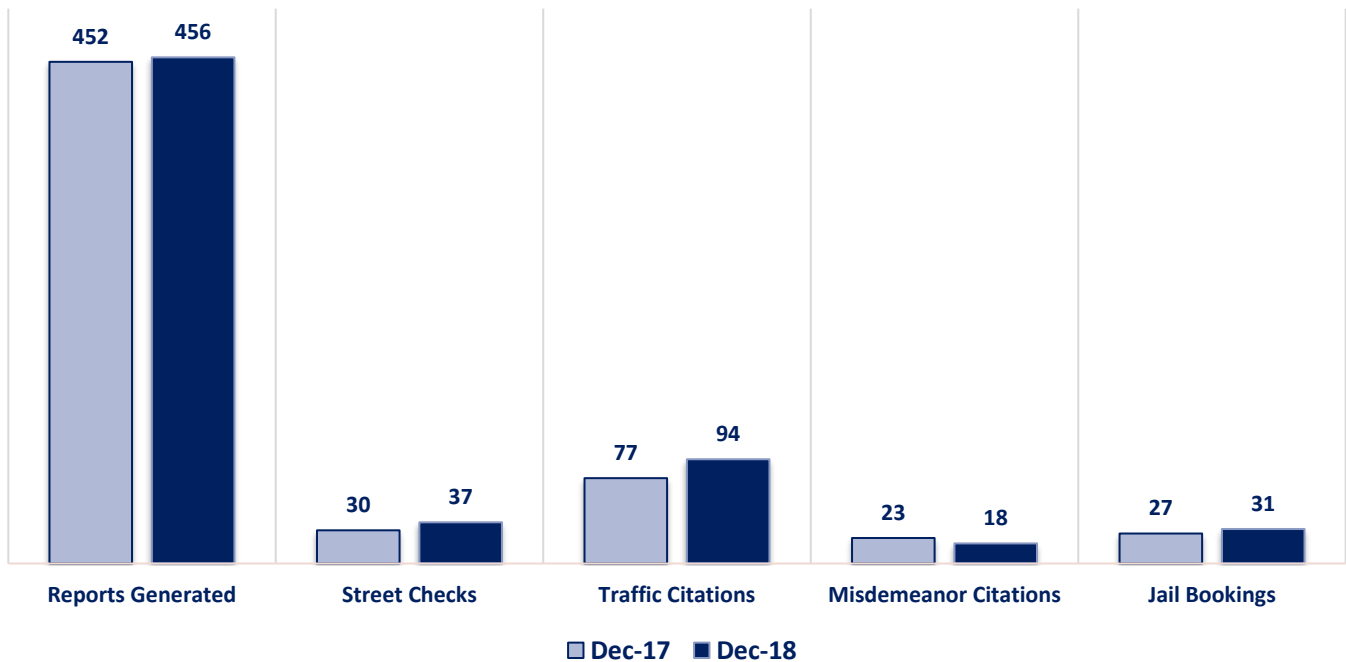




### Non-UCR Offenses

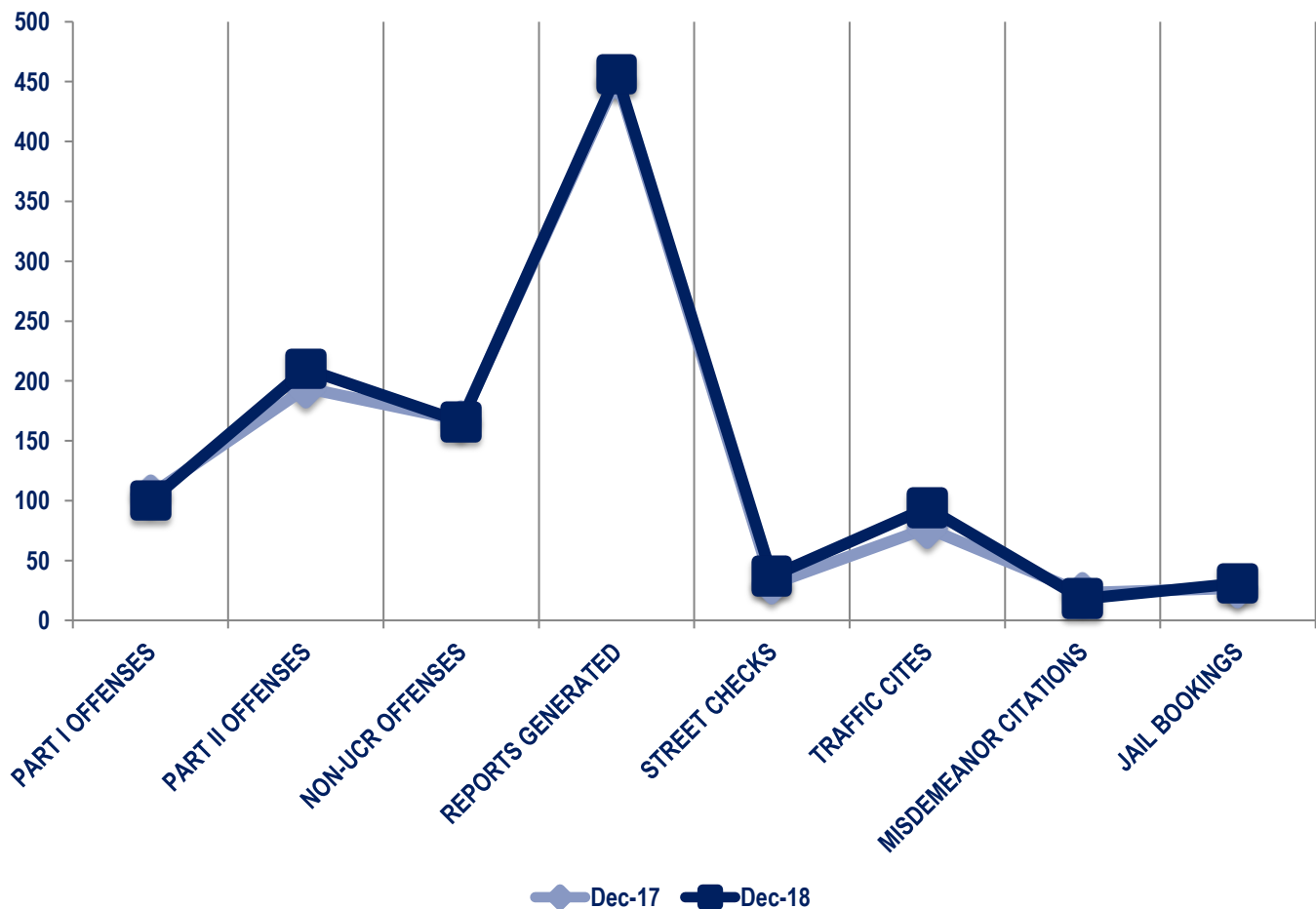


### Other Event Totals



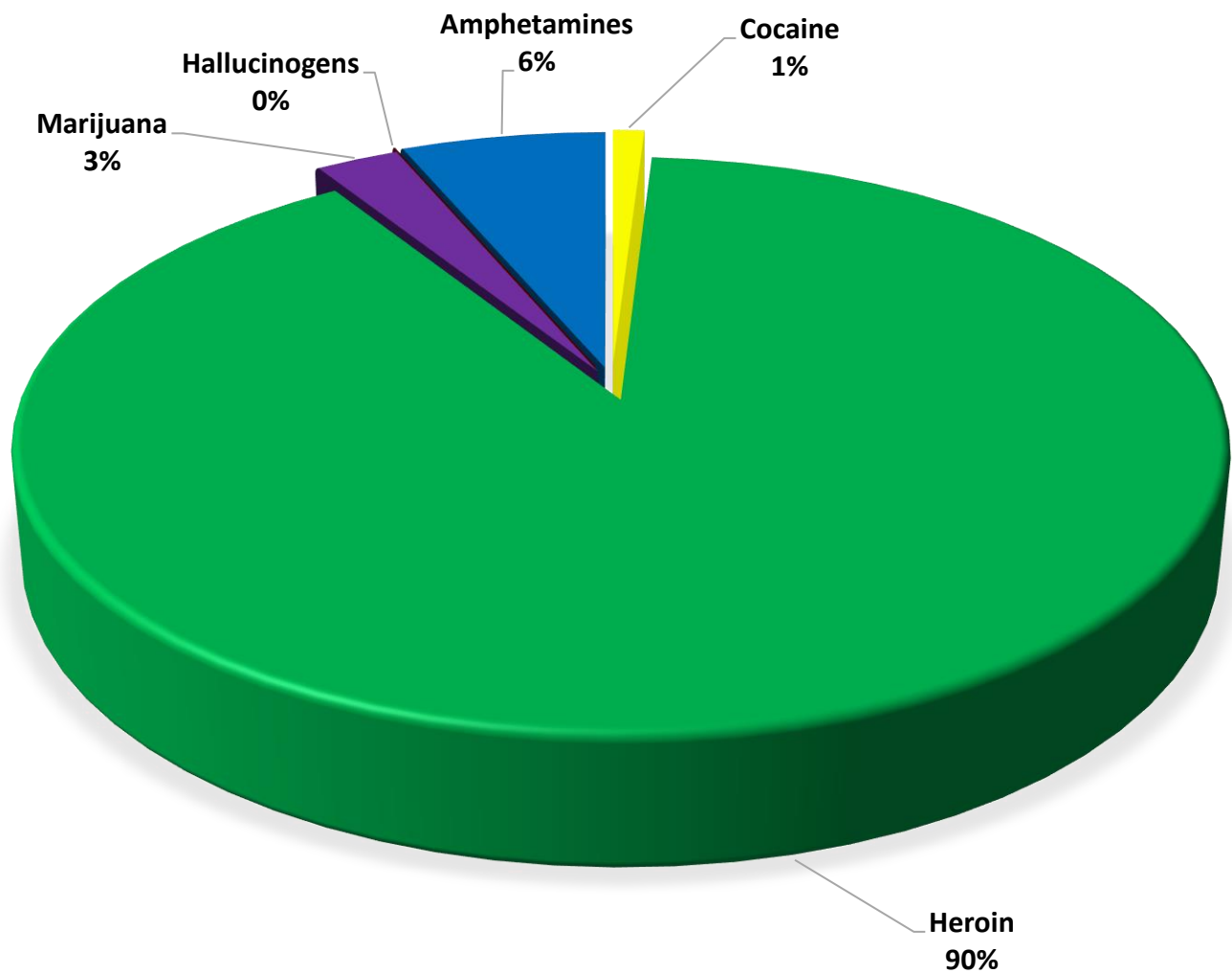
## Combined Offense/Event Trends

	DEC 2017	DEC 2018
<b>Part I Offenses</b>	105	100
<b>Part II Offenses</b>	194	210
<b>NonUCR Offenses</b>	167	166
<b>Reports Generated</b>	452	456
<b>Street Checks</b>	30	37
<b>Traffic Citations</b>	77	94
<b>Misdemeanor Citations</b>	23	18
<b>Jail Bookings</b>	105	100



### Seized Drugs

TYPE	DOSES	STREET VALUE
Cocaine	1.0	\$ 10.00
Heroin	91.0	\$ 910.00
Marijuana	2.6	\$ 15.87
Hallucinogens	0.0	\$ -
Amphetamines	6.5	\$ 65.00
<b>TOTAL</b>	<b>101.1</b>	<b>\$ 1,000.87</b>



### Part I & II Offenses - One Year

