



## CITY COUNCIL DISTRICT #2 MONTHLY OFFENSE SUMMARY

APRIL 2019

These figures represent preliminary counts of original Police Incident Reports and include all offenses within the above listed City Council District only. Full statistical analysis to determine the confidence level of this data has not been performed. The results contained herein are approximate in relation to the listed area and may not fully coincide with data shown in other areas of SLCPD's Crime Statistics page such as Calls for Service, Crimes Trending, and Crime Reports due to and reflective of departmental procedures that were in place at the time the event occurred and the date this data was compiled. Results displayed are not distinguished as attempted or completed crimes, do not include other calls for police service, and only represent police service where a report was made. Police Incident Reports are classified by primary offense categories as defined by the Uniform Crime Reporting (UCR) system, however for this report all offenses are included, and each incident may have more than one offense listed on it. In cases where there is more than one offense listed, all offenses are counted individually. Although every reasonable verification effort is made, the accuracy of any data is subject to the constraints of the report generation process as well as the manner, format, and point in time of any query.

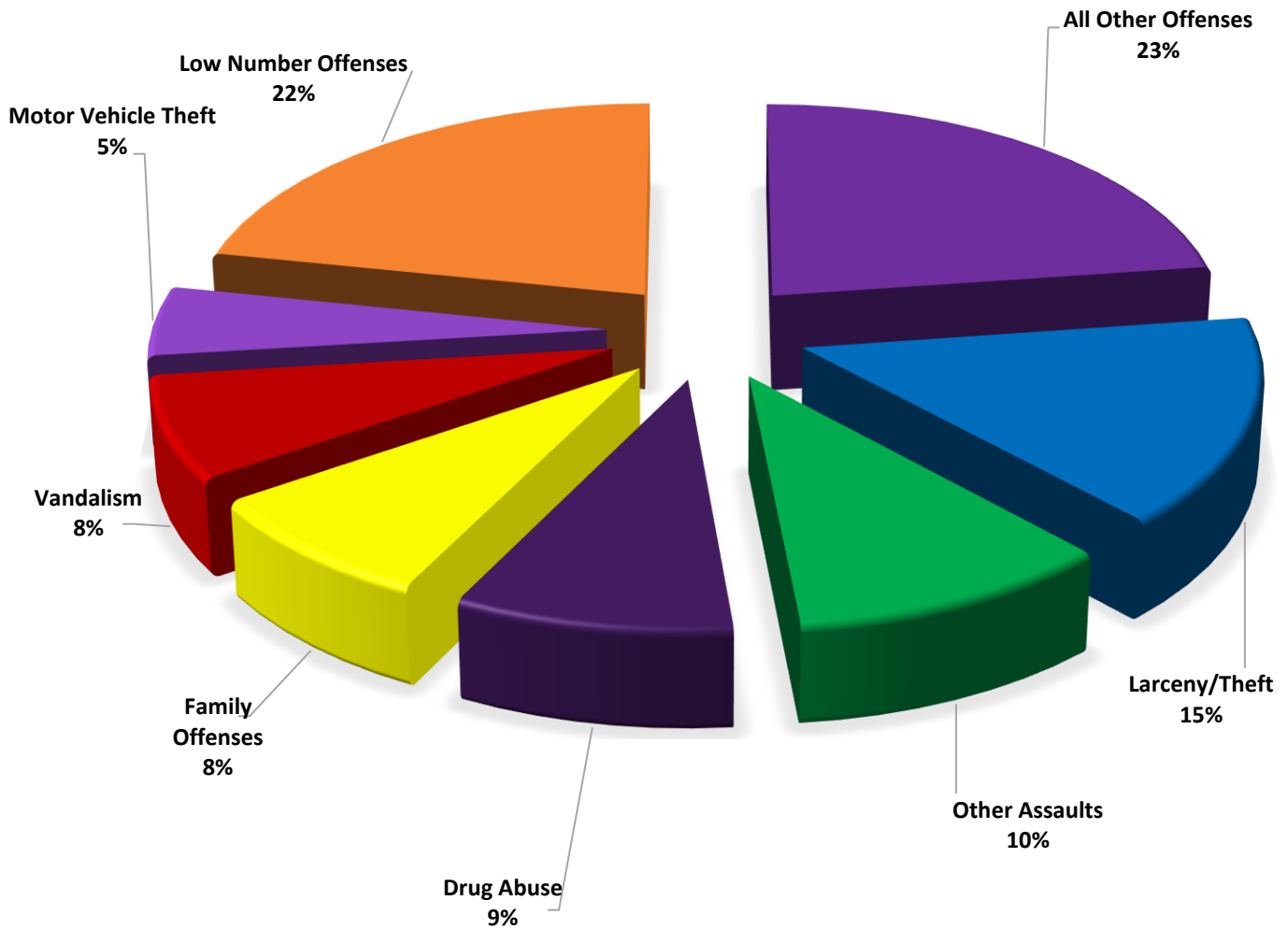
---

<b>PART I OFFENSES:</b>	Chosen by the FBI as Part I Offenses because they are serious crimes that occur with regularity in all areas of the country and are likely to be reported to Police.
<b>PART II OFFENSES:</b>	All other crimes other than the eight Part I Offenses. The Uniform Crime Reporting Program gathers only arrest data for Part II Offenses, however, SLCPD results displayed in this document display all Part II Offenses, regardless of the presence of arrest data.
<b>ALL OTHER OFFENSES:</b>	Under the Part II Offense section, 'All Other Offenses' include Peeping Tom, Trespass, Kidnap/Abduction, Pornography, Extortion/Blackmail, Bribery, Warrants, Sexual Offenses, Obstruction, Public Peace, and Hit & Run.
<b>NON-UCR OFFENSES:</b>	Non-UCR Offenses include reports for all other offenses not classified as a Part I or Part II Offense. Results displayed separate some of these offenses such as Ambulance Calls, Deaths, Missing Persons, Suicides, Suspicious Activity, and Traffic Accidents.
<b>ALL OTHER NON-UCR:</b>	Under the Non-UCR category, 'All Other' include the remainder of offenses not classified as Part I or Part II and not separated from the Non-UCR Offenses. These include things such as Loud Parties, Barking Dogs, Mentally Ill Subjects, Citizen Assistance, etc.
<b>LOW NUMBER OFFENSES:</b>	On page two, in the interest of space and allowing for easier viewing, the category titled 'Low Number Offenses' include Part I and Part II Offenses from page one that have totals under the amount of 25.

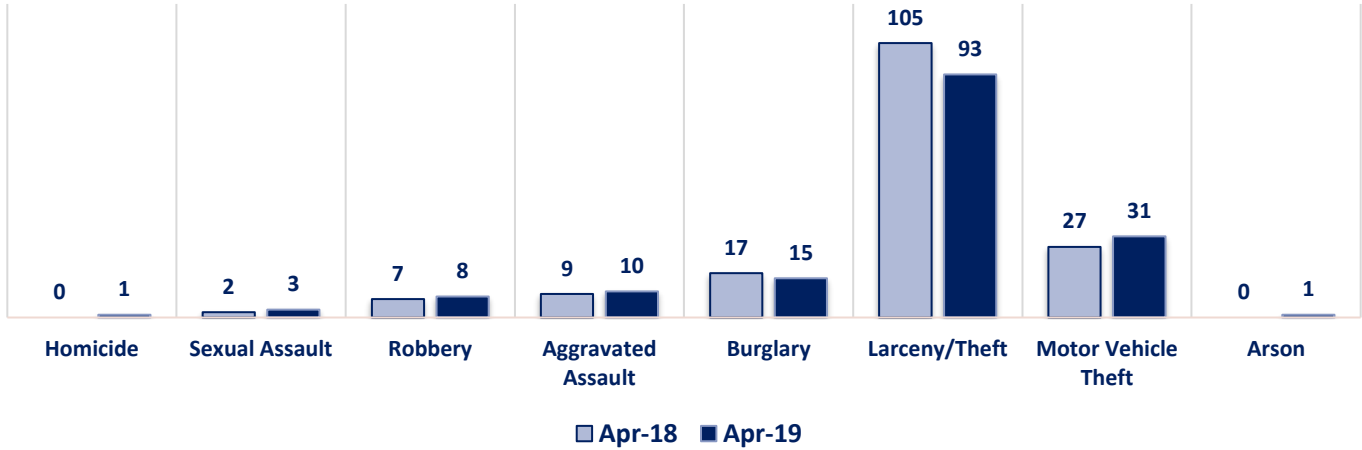
### Offenses

		OFFENSE	APR 18	APR 19	OFFENSE	APR 18	APR 19
<b>PART I OFFENSES</b>		Homicide	0	1	Other Assaults	67	63
		Sexual Assault	2	3	Forgery/Counterfeit	12	3
		Robbery	7	8	Fraud	14	25
		Aggravated Assault	9	10	Embezzlement	0	0
		Burglary	17	15	Stolen Property	4	4
		Larceny/Theft	105	93	Vandalism	39	46
		Motor Vehicle Theft	27	31	Weapons	11	6
		Arson	0	1	Prostitution	12	8
	<b>PART I TOTALS</b>	<b>167</b>	<b>162</b>	Sex Offenses	2	2	
<b>NON-UCR OFFENSES</b>		Ambulance Calls	17	19	Drug Abuse	113	54
		Deaths	2	2	Gambling	0	0
		Missing Persons	3	5	Family Offenses	40	49
		Suicides	1	0	DUI	4	12
		Suspicious Activity	19	22	Liquor Laws	2	4
		Traffic Accidents	51	70	Drunkenness	5	8
		All Other	221	211	Disorderly Conduct	5	16
		<b>NON-UCR TOTALS</b>	<b>314</b>	<b>329</b>	All Other Offenses	199	138
<b>TOTALS</b>		<b>PART I OFFENSES</b>	<b>167</b>	<b>162</b>	Curfew/Loitering	0	0
		<b>PART II OFFENSES</b>	<b>537</b>	<b>444</b>	Runaway	8	6
		<b>NON-UCR OFFENSES</b>	<b>314</b>	<b>329</b>	<b>PART II TOTALS</b>	<b>537</b>	<b>444</b>
		<b>TOTAL</b>	<b>1018</b>	<b>935</b>			

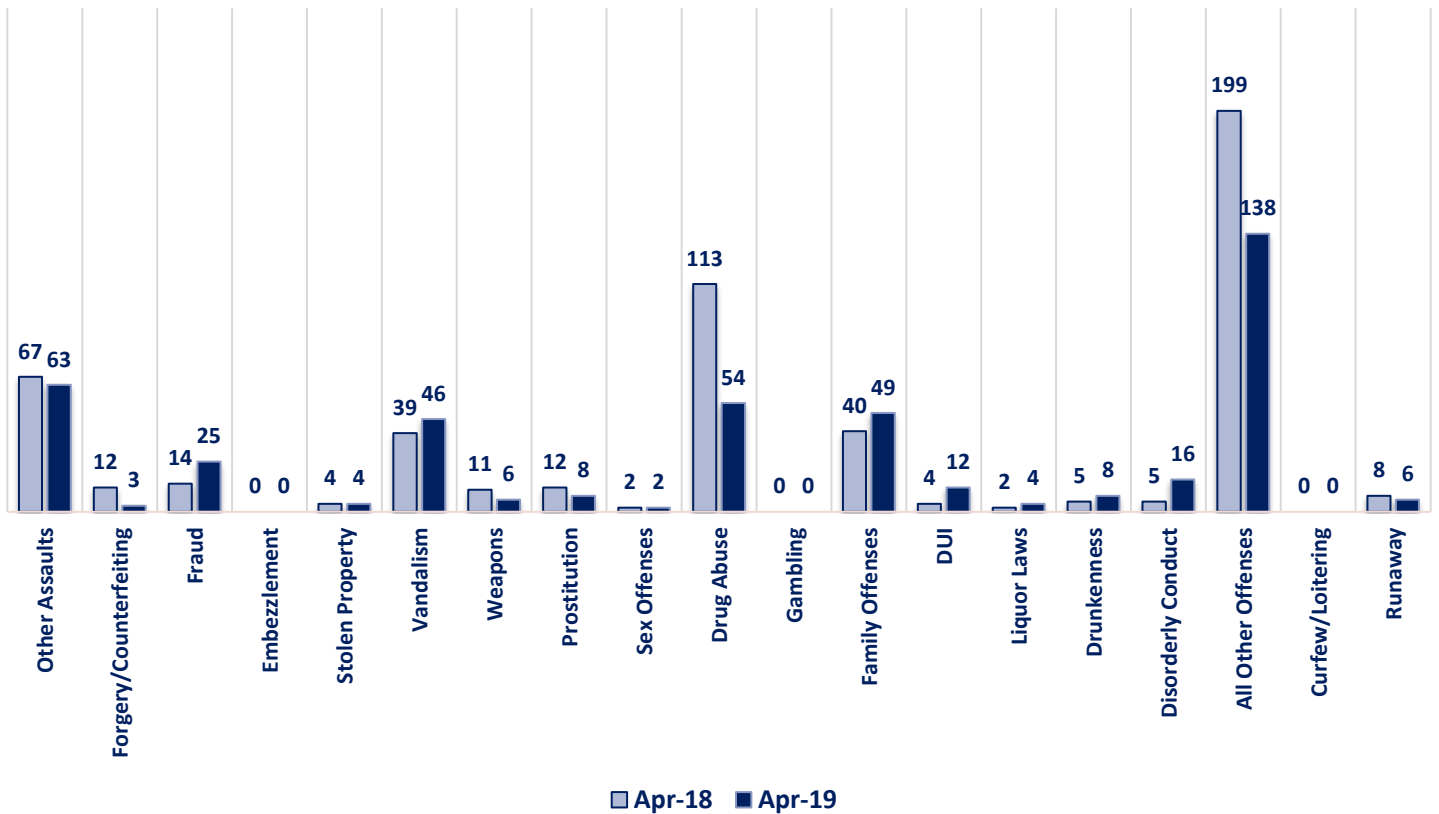
**APRIL 2019 - PART I & II OFFENSE PERCENTAGES**



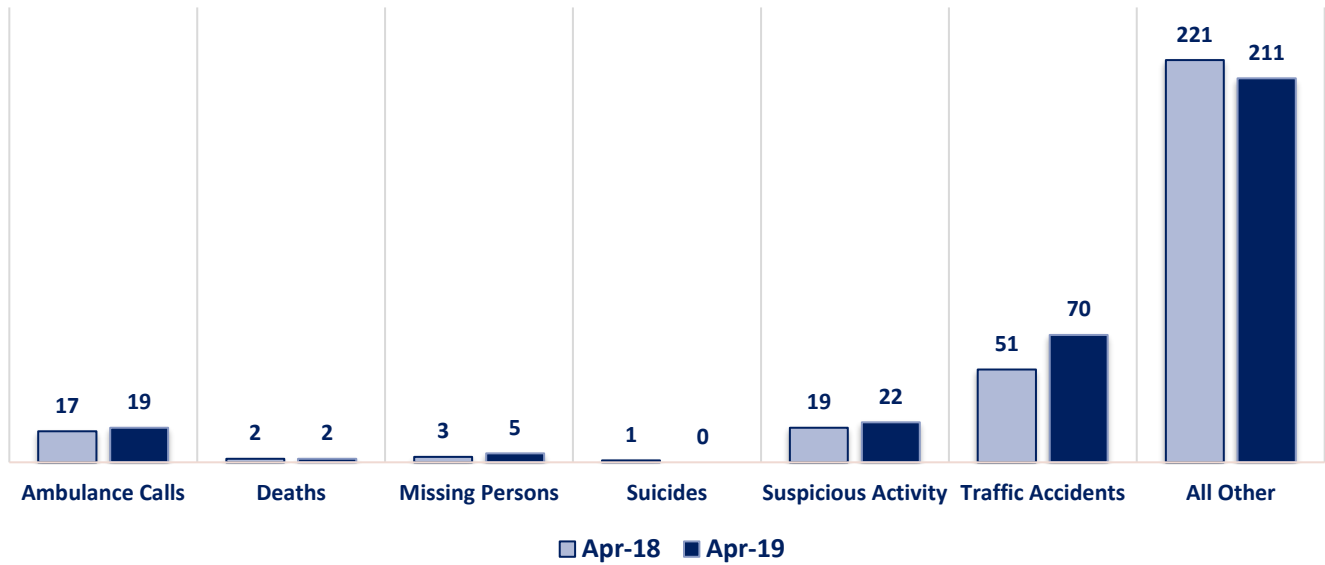
**Part I Offenses**



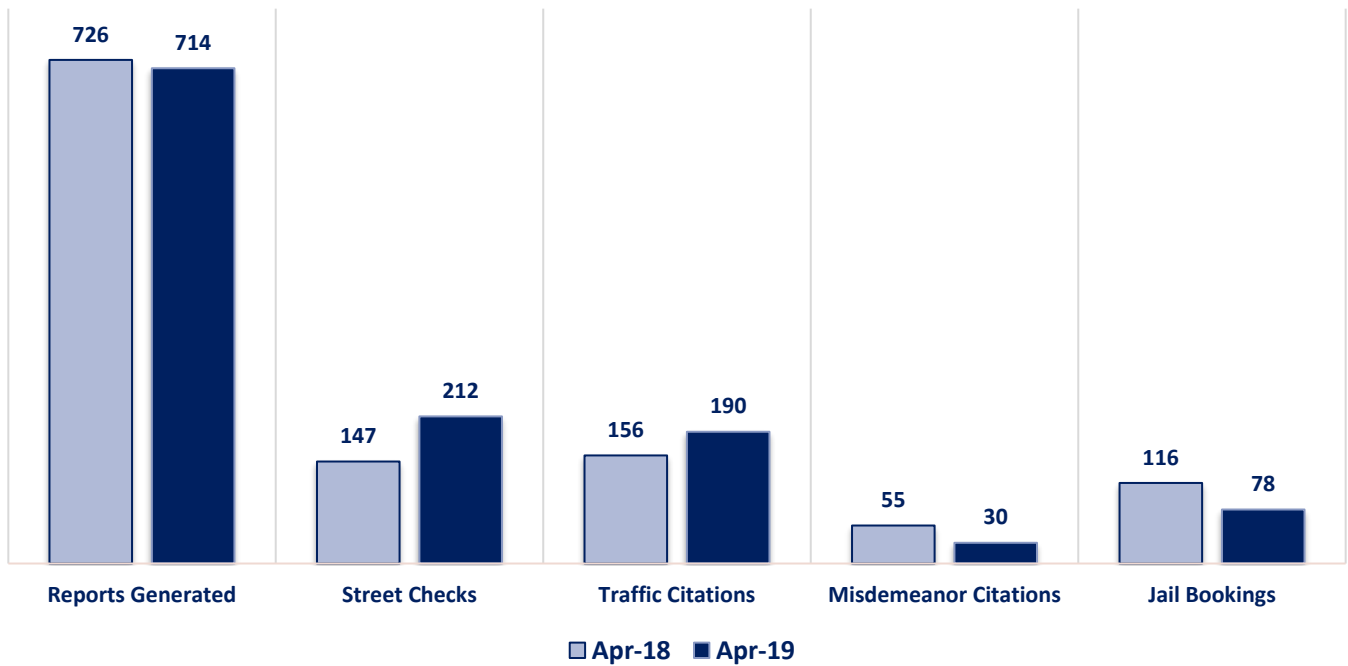
**Part II Offenses**



### Non-UCR Offenses

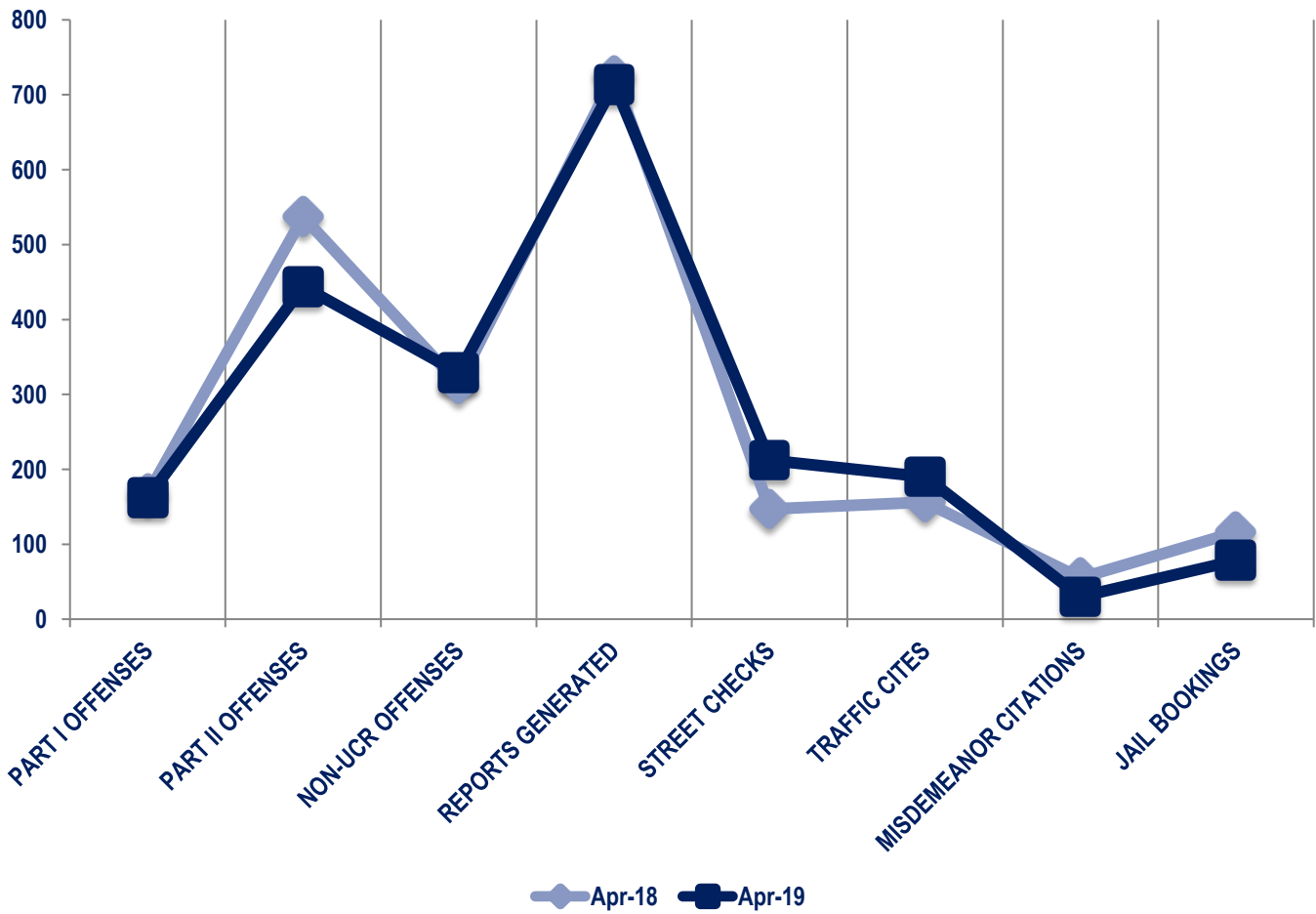


### Other Event Totals



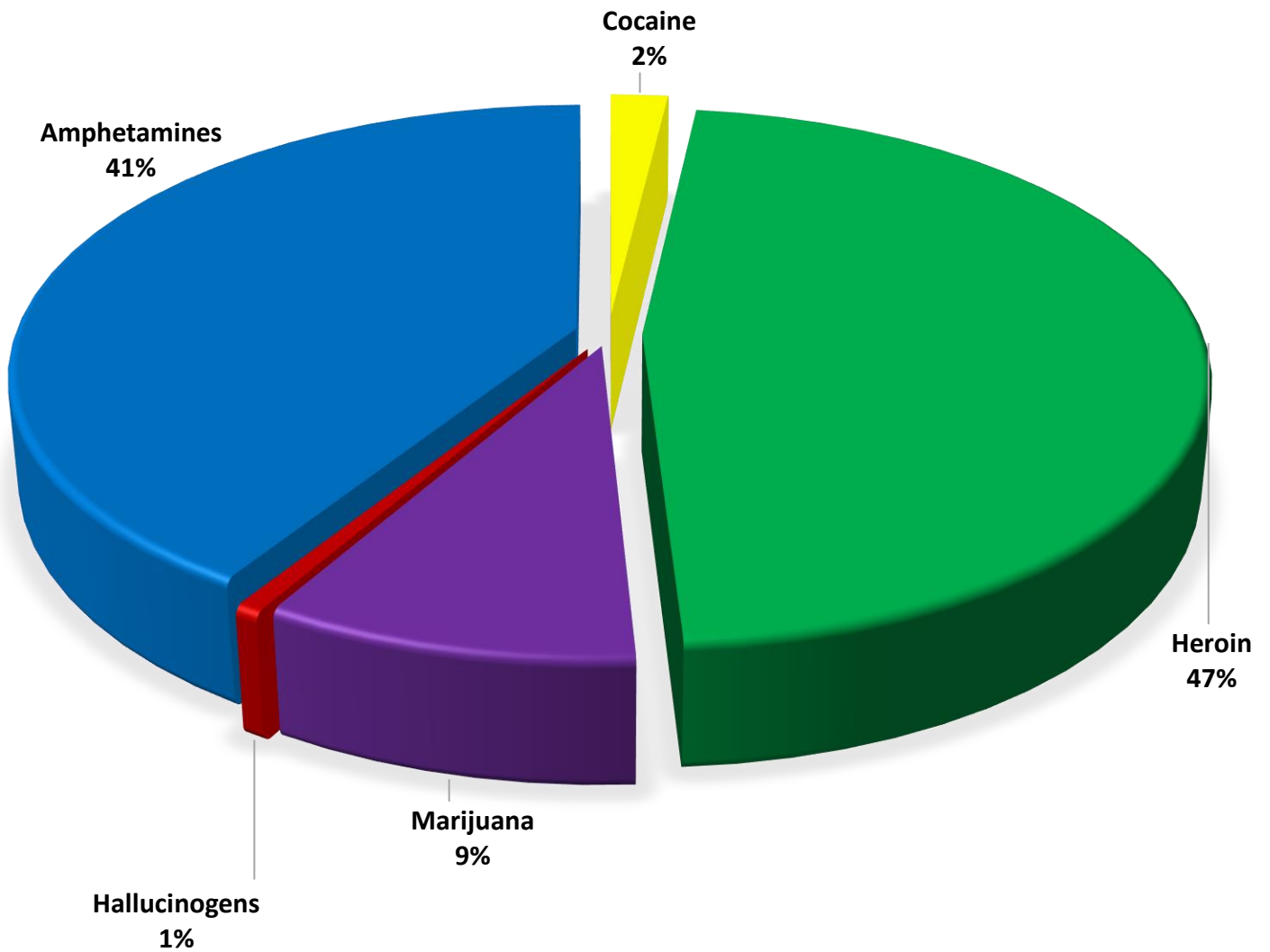
### Combined Offense/Event Trends

	APR 2018	APR 2019
<b>Part I Offenses</b>	167	162
<b>Part II Offenses</b>	537	444
<b>NonUCR Offenses</b>	314	329
<b>Reports Generated</b>	726	714
<b>Street Checks</b>	147	212
<b>Traffic Citations</b>	156	190
<b>Misdemeanor Citations</b>	55	30
<b>Jail Bookings</b>	116	78



### Seized Drugs

TYPE	DOSES	STREET VALUE	
Cocaine	14.0	\$	140.00
Heroin	345.0	\$	3,450.00
Marijuana	67.5	\$	404.95
Hallucinogens	4.6	\$	9.17
Amphetamines	299.4	\$	2,994.00
<b>TOTAL</b>	<b>730.5</b>	<b>\$</b>	<b>6,998.12</b>



**Part I & II Offenses - One Year**

