



CITY COUNCIL DISTRICT #2 MONTHLY OFFENSE SUMMARY

MARCH 2019

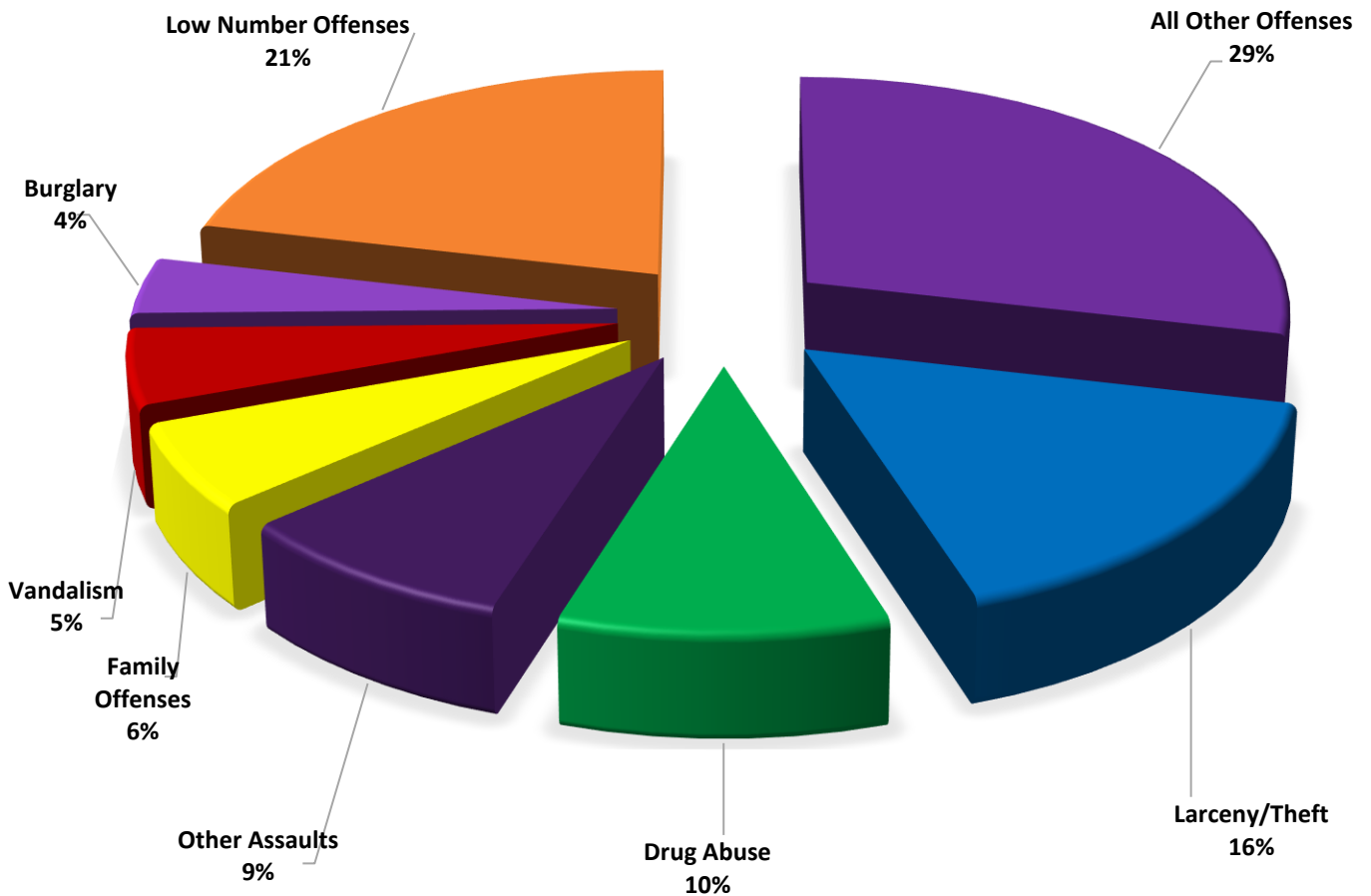
These figures represent preliminary counts of original Police Incident Reports and include all offenses within the above listed City Council District only. Full statistical analysis to determine the confidence level of this data has not been performed. The results contained herein are approximate in relation to the listed area and may not fully coincide with data shown in other areas of SLCPD's Crime Statistics page such as Calls for Service, Crimes Trending, and Crime Reports due to and reflective of departmental procedures that were in place at the time the event occurred and the date this data was compiled. Results displayed are not distinguished as attempted or completed crimes, do not include other calls for police service, and only represent police service where a report was made. Police Incident Reports are classified by primary offense categories as defined by the Uniform Crime Reporting (UCR) system, however for this report all offenses are included, and each incident may have more than one offense listed on it. In cases where there is more than one offense listed, all offenses are counted individually. Although every reasonable verification effort is made, the accuracy of any data is subject to the constraints of the report generation process as well as the manner, format, and point in time of any query.

-
- PART I OFFENSES:** Chosen by the FBI as Part I Offenses because they are serious crimes that occur with regularity in all areas of the country and are likely to be reported to Police.
- PART II OFFENSES:** All other crimes other than the eight Part I Offenses. The Uniform Crime Reporting Program gathers only arrest data for Part II Offenses, however, SLCPD results displayed in this document display all Part II Offenses, regardless of the presence of arrest data.
- ALL OTHER OFFENSES:** Under the Part II Offense section, 'All Other Offenses' include Peeping Tom, Trespass, Kidnap/Abduction, Pornography, Extortion/Blackmail, Bribery, Warrants, Sexual Offenses, Obstruction, Public Peace, and Hit & Run.
- NON-UCR OFFENSES:** Non-UCR Offenses include reports for all other offenses not classified as a Part I or Part II Offense. Results displayed separate some of these offenses such as Ambulance Calls, Deaths, Missing Persons, Suicides, Suspicious Activity, and Traffic Accidents.
- ALL OTHER NON-UCR:** Under the Non-UCR category, 'All Other' include the remainder of offenses not classified as Part I or Part II and not separated from the Non-UCR Offenses. These include things such as Loud Parties, Barking Dogs, Mentally Ill Subjects, Citizen Assistance, etc.
- LOW NUMBER OFFENSES:** On page two, in the interest of space and allowing for easier viewing, the category titled 'Low Number Offenses' include Part I and Part II Offenses from page one that have totals under the amount of 25.

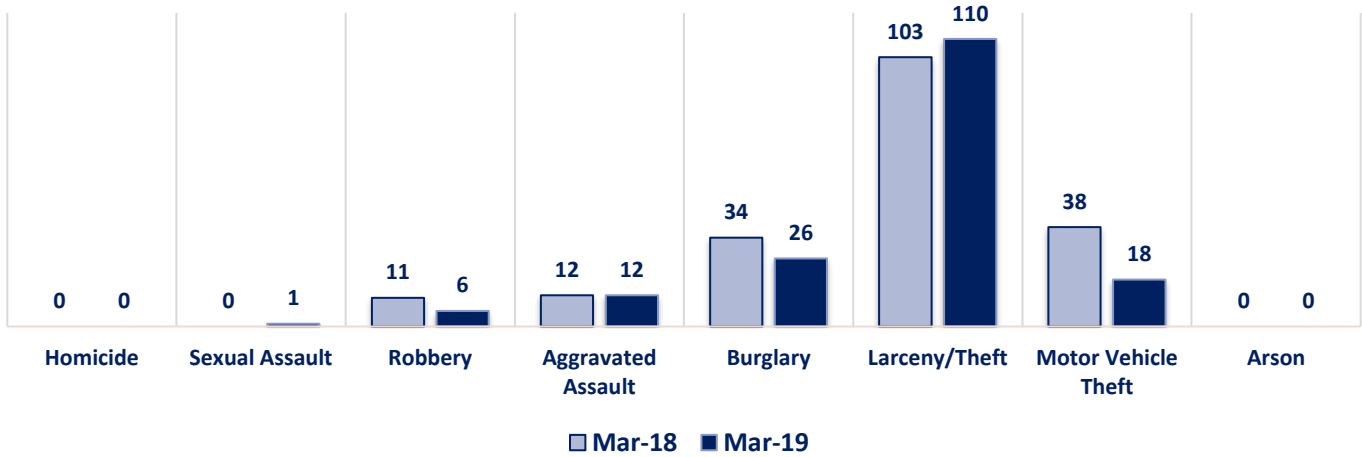
Offenses

		OFFENSE	MAR 18	MAR 19	OFFENSE	MAR 18	MAR 19
PART I OFFENSES		Homicide	0	0	Other Assaults	61	58
		Sexual Assault	0	1	Forgery/Counterfeit	13	6
		Robbery	11	6	Fraud	19	25
		Aggravated Assault	12	12	Embezzlement	0	0
		Burglary	34	26	Stolen Property	10	5
		Larceny/Theft	103	110	Vandalism	53	35
		Motor Vehicle Theft	38	18	Weapons	12	4
		Arson	0	0	Prostitution	15	5
	PART I TOTALS	198	173	Sex Offenses	1	6	
NON-UCR OFFENSES		Ambulance Calls	17	21	Drug Abuse	117	66
		Deaths	5	2	Gambling	0	0
		Missing Persons	6	8	Family Offenses	43	39
		Suicides	0	0	DUI	13	20
		Suspicious Activity	16	17	Liquor Laws	1	2
		Traffic Accidents	76	60	Drunkenness	14	9
		All Other	222	234	Disorderly Conduct	5	12
		NON-UCR TOTALS	342	342	All Other Offenses	213	191
TOTALS		PART I OFFENSES	198	173	Curfew/Loitering	0	0
		PART II OFFENSES	594	495	Runaway	4	12
		NON-UCR OFFENSES	342	342	PART II TOTALS	594	495
		TOTAL	1134	1010			

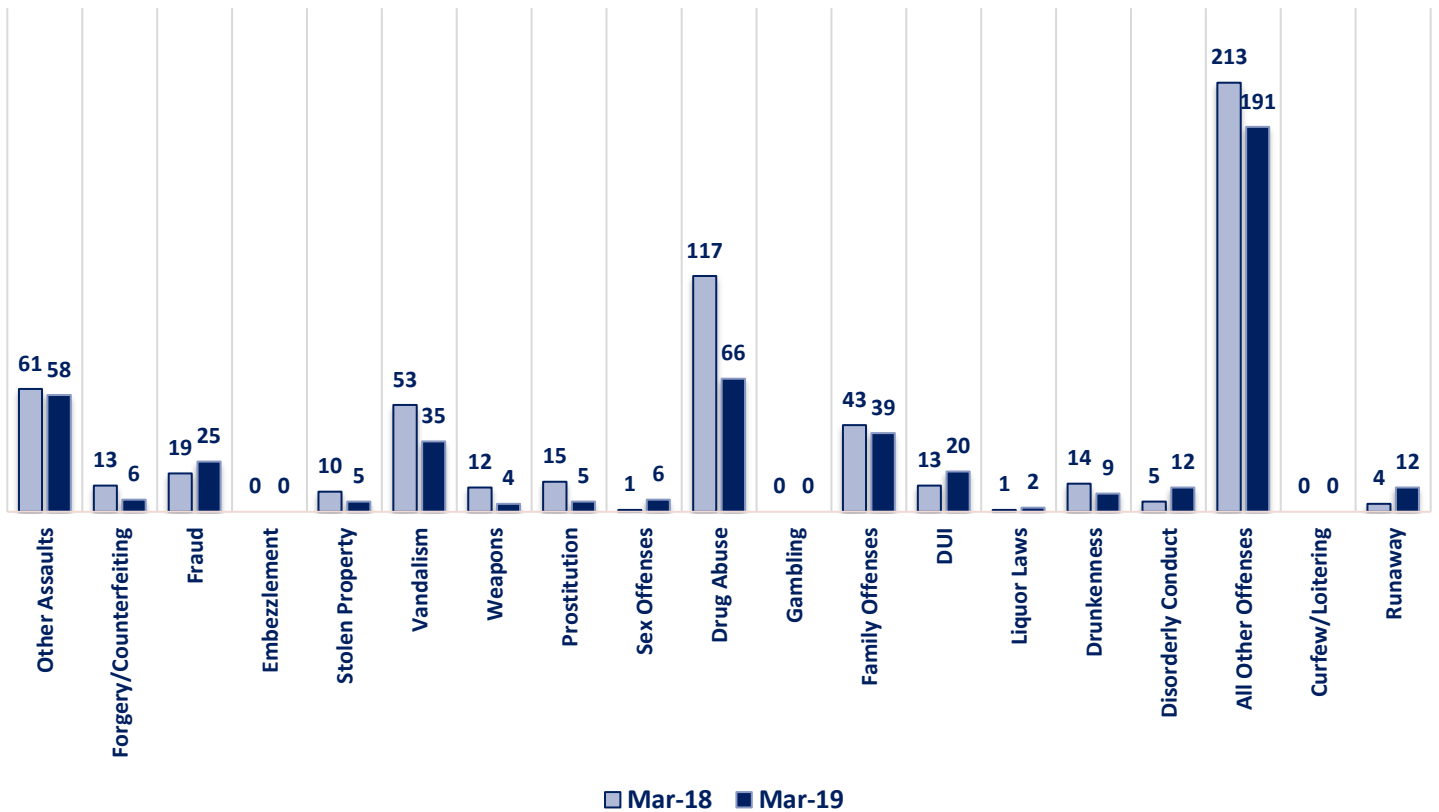
MARCH 2019- PART I & II OFFENSE PERCENTAGES



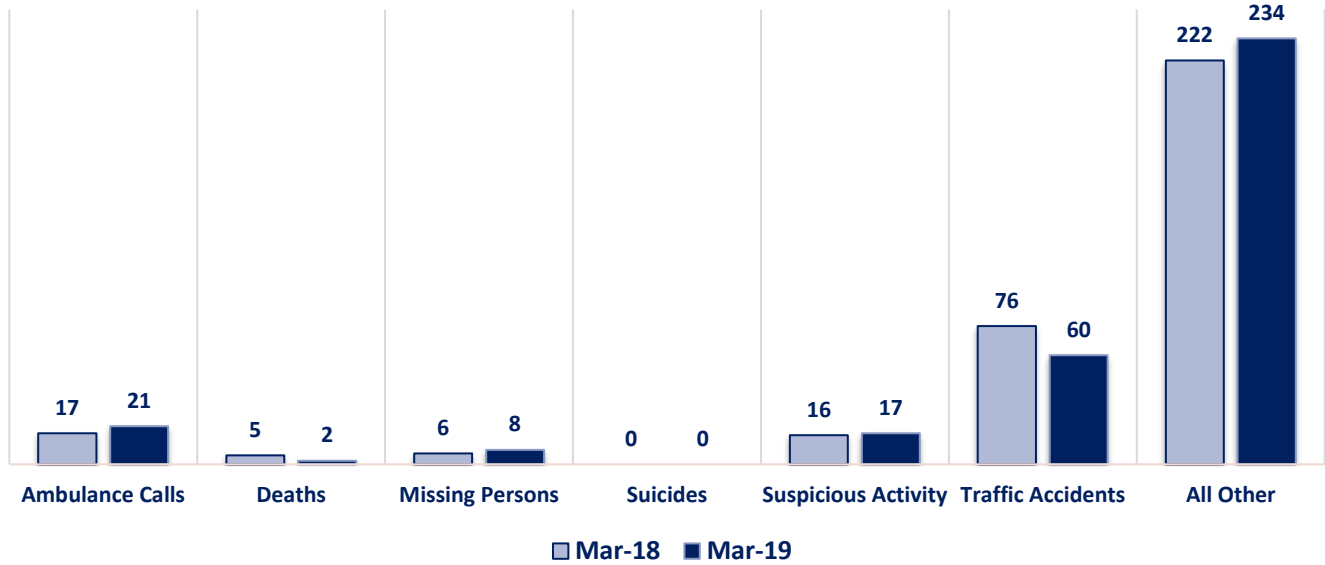
Part I Offenses



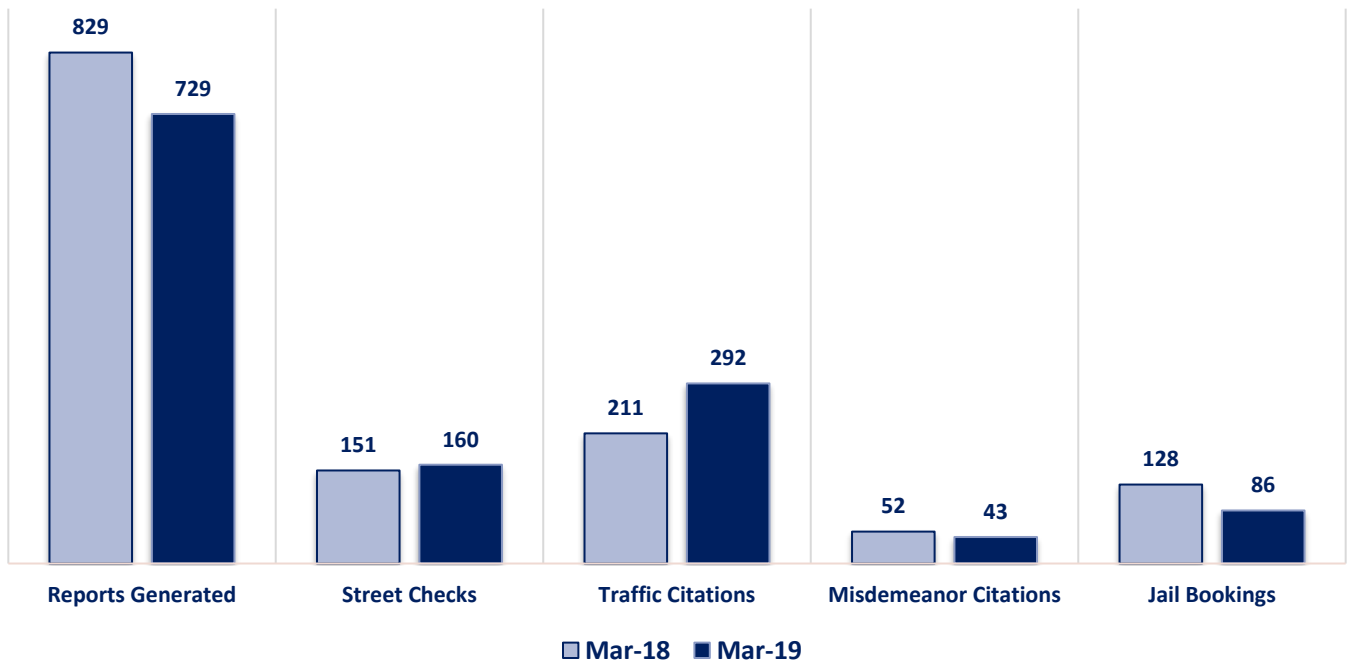
Part II Offenses



Non-UCR Offenses

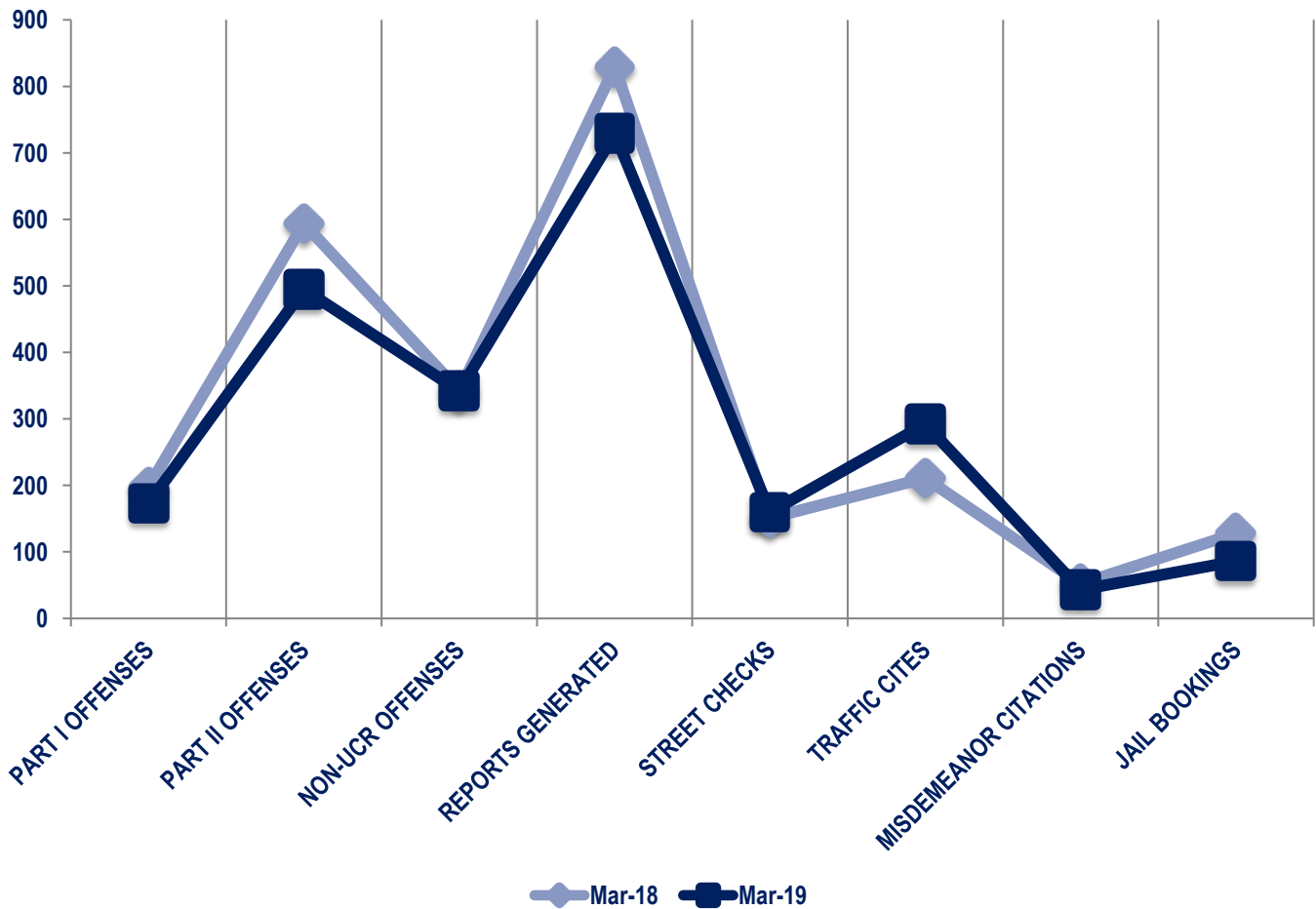


Other Event Totals



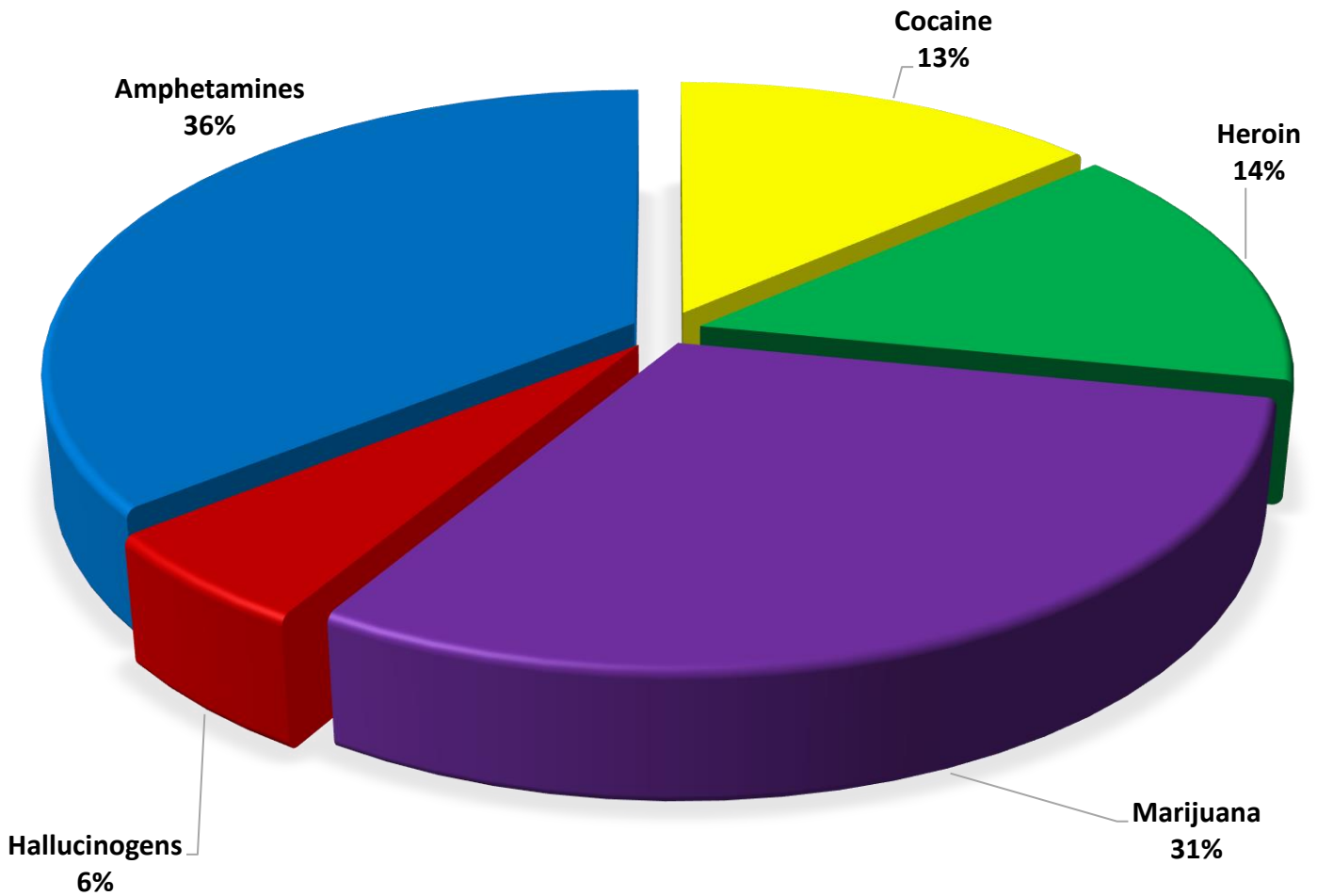
Combined Offense/Event Trends

	MARCH 2018	MARCH 2019
Part I Offenses	198	173
Part II Offenses	594	495
NonUCR Offenses	342	342
Reports Generated	829	729
Street Checks	151	160
Traffic Citations	211	292
Misdemeanor Citations	52	43
Jail Bookings	128	86



Seized Drugs

TYPE	DOSES	STREET VALUE	
Cocaine	135.0	\$	1,350.00
Heroin	145.0	\$	1,450.00
Marijuana	304.4	\$	1,826.31
Hallucinogens	55.6	\$	111.11
Amphetamines	356.0	\$	3,560.00
TOTAL	995.9	\$	8,297.43



Part I & II Offenses - One Year

