



Salt Lake City Police Department



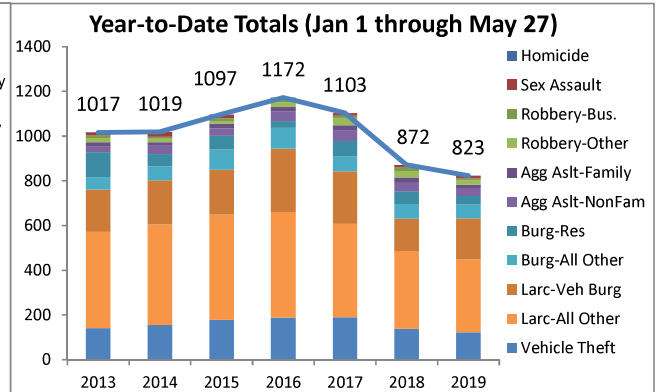
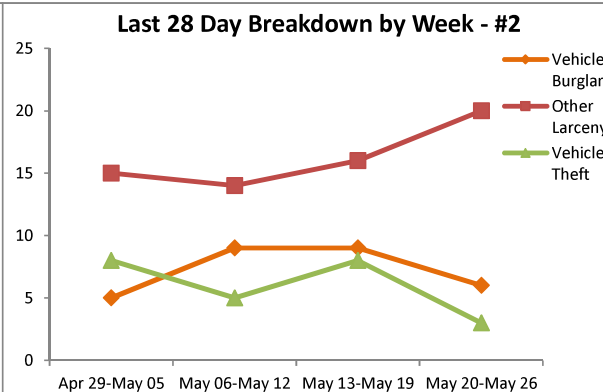
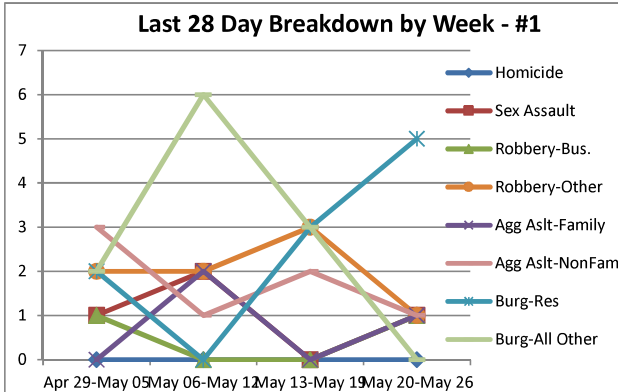
CompStat Report

**Council District 2 -
Breakdown of All Offenses**

Report Covering the Week 05/20/2019 Through 05/26/2019 (Mon-Sun)

Volume 5 -- Number 21

| | Last 7 Days* | | | | Last 28 Days* | | | | Previous 28 Days* (Prior to Last 28 Days) | | | Year to Date (YTD)* | | | 3-Year YTD Average* | | 5-Year YTD Average* | |
|----------------------------|--------------|-------------|--------------|---------------|---------------|-------------|--------------|---------------|--|---------------|-----------------|---------------------|------------|--------------|------------------------|---------------|------------------------|---------------|
| | 2019 | 5-yr Avg | Chg | % Chg | 2019 | 5-yr Avg | Chg | % Chg | 2019 | Recent Chg | Recent % Chg | 2019 | 2018 | % Chg | Avg** | % Chg | Avg** | % Chg |
| Criminal Homicide | 0 | 0.0 | 0.0 | /0 | 0 | 0.0 | 0.0 | /0 | 1 | -1 | -100.0% | 1 | 0 | /0 | 0.33 | 200.0% | 0.40 | 150.0% |
| Sexual Assault | 1 | 0.6 | 0.4 | 66.7% | 4 | 3.2 | 0.8 | 25.0% | 3 | 1 | 33.3% | 11 | 12 | -8.3% | 10.67 | 3.1% | 13.80 | -20.3% |
| Robbery - Business | 1 | 1.0 | 0.0 | 0.0% | 2 | 2.8 | -0.8 | -28.6% | 4 | -2 | -50.0% | 8 | 16 | -50.0% | 12.00 | -33.3% | 11.60 | -31.0% |
| Robbery - All Other | 1 | 0.6 | 0.4 | 66.7% | 8 | 4.6 | 3.4 | 73.9% | 2 | 6 | 300.0% | 21 | 29 | -27.6% | 27.67 | -24.1% | 22.00 | -4.5% |
| Agg. Assault - Family | 1 | 2.4 | -1.4 | -58.3% | 3 | 6.2 | -3.2 | -51.6% | 2 | 1 | 50.0% | 14 | 24 | -41.7% | 21.67 | -35.4% | 20.60 | -32.0% |
| Agg. Assault - NonFamily | 1 | 2.8 | -1.8 | -64.3% | 7 | 11.2 | -4.2 | -37.5% | 8 | -1 | -12.5% | 35 | 37 | -5.4% | 43.33 | -19.2% | 40.00 | -12.5% |
| Burglary - Residential | 5 | 1.8 | 3.2 | 177.8% | 10 | 9.6 | 0.4 | 4.2% | 6 | 4 | 66.7% | 40 | 57 | -29.8% | 52.67 | -24.1% | 54.80 | -27.0% |
| Burglary - All Other | 0 | 4.2 | -4.2 | -100.0% | 11 | 13.6 | -2.6 | -19.1% | 9 | 2 | 22.2% | 62 | 67 | -7.5% | 75.00 | -17.3% | 75.80 | -18.2% |
| Larceny - Vehicle Burglary | 6 | 11.0 | -5.0 | -45.5% | 29 | 41.4 | -12.4 | -30.0% | 36 | -7 | -19.4% | 183 | 143 | 28.0% | 220 | -16.9% | 212 | -13.5% |
| Larceny - All Other | 20 | 23.8 | -3.8 | -16.0% | 65 | 91.2 | -26.2 | -28.7% | 55 | 10 | 18.2% | 326 | 349 | -6.6% | 413 | -21.1% | 432 | -24.5% |
| Motor Vehicle Theft | 3 | 6.0 | -3.0 | -50.0% | 24 | 28.2 | -4.2 | -14.9% | 30 | -6 | -20.0% | 122 | 138 | -11.6% | 172 | -29.1% | 170 | -28.2% |
| TOTAL | 39 | 54.2 | -15.2 | -28.0% | 163 | 212 | -49.0 | -23.1% | 156 | 7 | 4.5% | 823 | 872 | -5.6% | 1,049 | -21.5% | 1,053 | -21.8% |



Note: Charts may erroneously show an apparent drop in the most current data due to some cases not yet having been reported and/or recorded.

The figures included in this report are preliminary figures for general situational awareness and trend purposes only. They do not represent the official figures of the Salt Lake City Police Department and are subject to further analysis and revision. Due to the statute-driven, changing nature of crime classification and area boundaries over time, be advised that the figures contained may not fully coincide with SLCPD statistical sources. Differences are reflective of the departmental procedures or policies that were in place at the time the events occurred and the date the data was compiled. In addition, data may be approximate in relation to indicated areas. Additionally, they are not Uniform Crime Reporting (UCR) or "crime rate" numbers and are not intended to be used as such. Rather, they are a breakdown of every offense within every case that occurred during the given time periods. Although every reasonable effort is made to verify their accuracy, the accuracy of any data is subject to the constraints of the report generation process as well as the manner, format, and point in time of any query.

*The above CompStat figures were generated on Tuesday, 2 day(s) after the closing date, which is indicated in the title. The figures are current as of the date generated.

**Averages greater than or equal to 100 are rounded to a whole digit to maintain a consistent column size.