



## CITY COUNCIL DISTRICT #3 MONTHLY OFFENSE SUMMARY

**APRIL 2019**

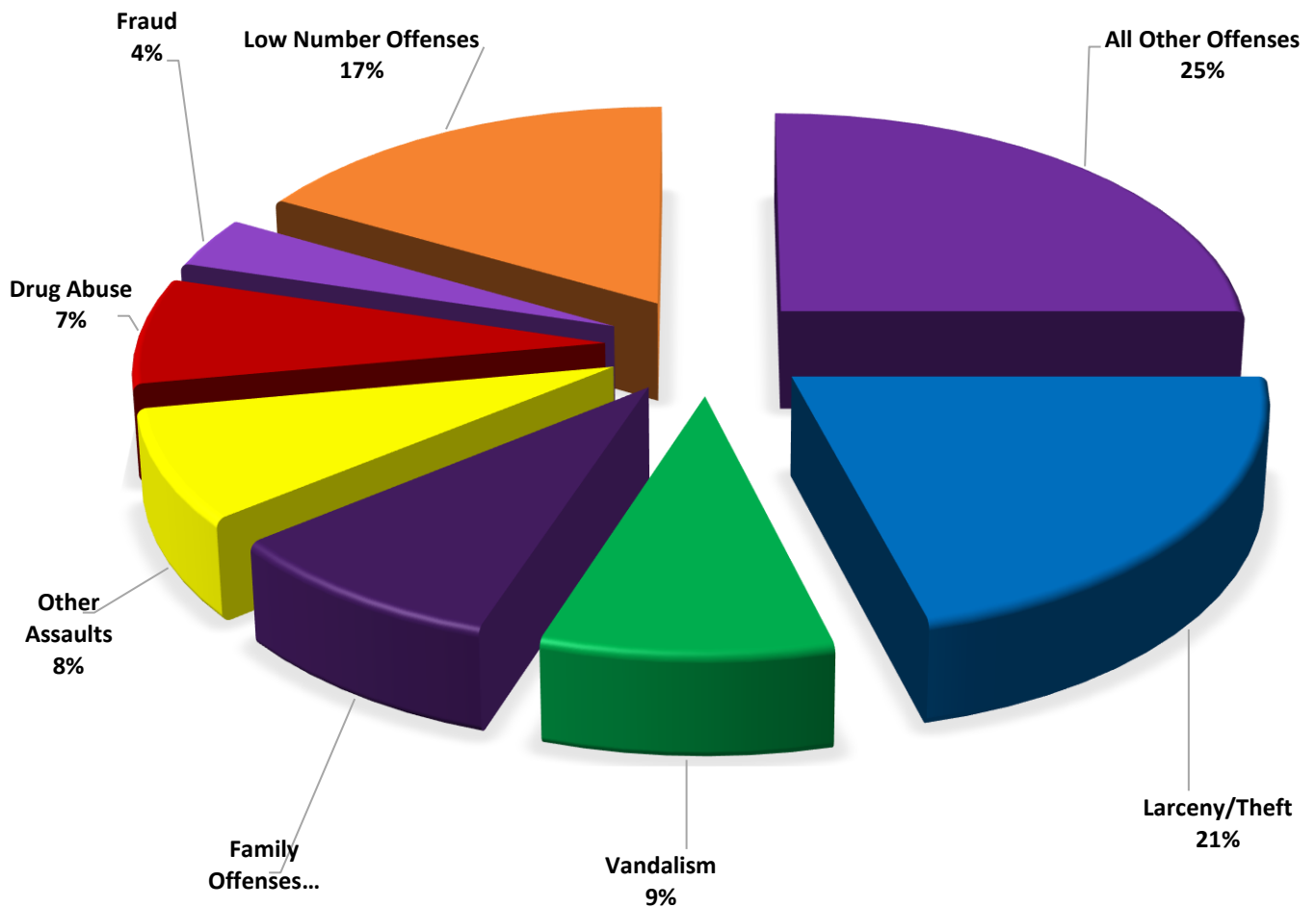
These figures represent preliminary counts of original Police Incident Reports and include all offenses within the above listed City Council District only. Full statistical analysis to determine the confidence level of this data has not been performed. The results contained herein are approximate in relation to the listed area and may not fully coincide with data shown in other areas of SLCPD's Crime Statistics page such as Calls for Service, Crimes Trending, and Crime Reports due to and reflective of departmental procedures that were in place at the time the event occurred and the date this data was compiled. Results displayed are not distinguished as attempted or completed crimes, do not include other calls for police service, and only represent police service where a report was made. Police Incident Reports are classified by primary offense categories as defined by the Uniform Crime Reporting (UCR) system, however for this report all offenses are included, and each incident may have more than one offense listed on it. In cases where there is more than one offense listed, all offenses are counted individually. Although every reasonable verification effort is made, the accuracy of any data is subject to the constraints of the report generation process as well as the manner, format, and point in time of any query.

- 
- PART I OFFENSES:** Chosen by the FBI as Part I Offenses because they are serious crimes that occur with regularity in all areas of the country and are likely to be reported to Police.
- PART II OFFENSES:** All other crimes other than the eight Part I Offenses. The Uniform Crime Reporting Program gathers only arrest data for Part II Offenses, however, SLCPD results displayed in this document display all Part II Offenses, regardless of the presence of arrest data.
- ALL OTHER OFFENSES:** Under the Part II Offense section, 'All Other Offenses' include Peeping Tom, Trespass, Kidnap/Abduction, Pornography, Extortion/Blackmail, Bribery, Warrants, Sexual Offenses, Obstruction, Public Peace, and Hit & Run.
- NON-UCR OFFENSES:** Non-UCR Offenses include reports for all other offenses not classified as a Part I or Part II Offense. Results displayed separate some of these offenses such as Ambulance Calls, Deaths, Missing Persons, Suicides, Suspicious Activity, and Traffic Accidents.
- ALL OTHER NON-UCR:** Under the Non-UCR category, 'All Other' include the remainder of offenses not classified as Part I or Part II and not separated from the Non-UCR Offenses. These include things such as Loud Parties, Barking Dogs, Mentally Ill Subjects, Citizen Assistance, etc.
- LOW NUMBER OFFENSES:** On page two, in the interest of space and allowing for easier viewing, the category titled 'Low Number Offenses' include Part I and Part II Offenses from page one that have totals under the amount of 8.

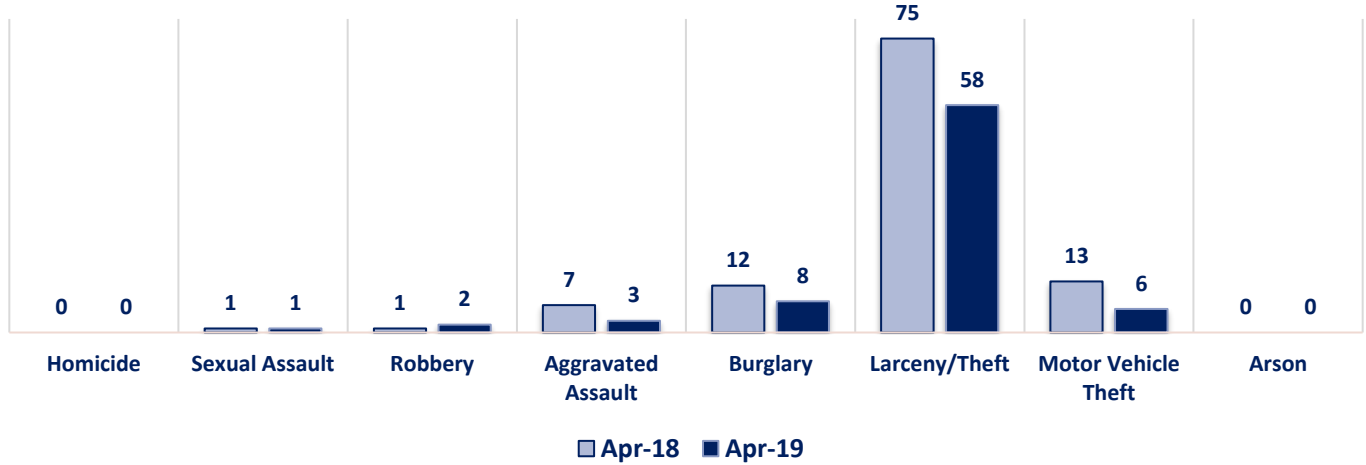
### Offenses

		OFFENSE	APR 18	APR 19	OFFENSE	APR 18	APR 19
<b>PART I OFFENSES</b>		Homicide	0	0	Other Assaults	28	22
		Sexual Assault	1	1	Forgery/Counterfeit	2	5
		Robbery	1	2	Fraud	6	10
		Aggravated Assault	7	3	Embezzlement	0	0
		Burglary	12	8	Stolen Property	0	1
		Larceny/Theft	75	58	Vandalism	25	25
		Motor Vehicle Theft	13	6	Weapons	1	0
		Arson	0	0	Prostitution	0	1
	<b>PART I TOTALS</b>	<b>109</b>	<b>78</b>	Sex Offenses	1	3	
<b>NON-UCR OFFENSES</b>		Ambulance Calls	8	11	Drug Abuse	23	21
		Deaths	3	1	Gambling	0	0
		Missing Persons	3	5	Family Offenses	23	25
		Suicides	0	0	DUI	11	2
		Suspicious Activity	11	9	Liquor Laws	0	1
		Traffic Accidents	39	42	Drunkenness	10	6
		All Other	96	77	Disorderly Conduct	6	5
		<b>NON-UCR TOTALS</b>	<b>160</b>	<b>145</b>	All Other Offenses	48	69
<b>TOTALS</b>		<b>PART I OFFENSES</b>	<b>109</b>	<b>78</b>	Curfew/Loitering	0	0
		<b>PART II OFFENSES</b>	<b>185</b>	<b>198</b>	Runaway	1	2
		<b>NON-UCR OFFENSES</b>	<b>160</b>	<b>145</b>	<b>PART II TOTALS</b>	<b>185</b>	<b>198</b>
		<b>TOTAL</b>	<b>454</b>	<b>421</b>			

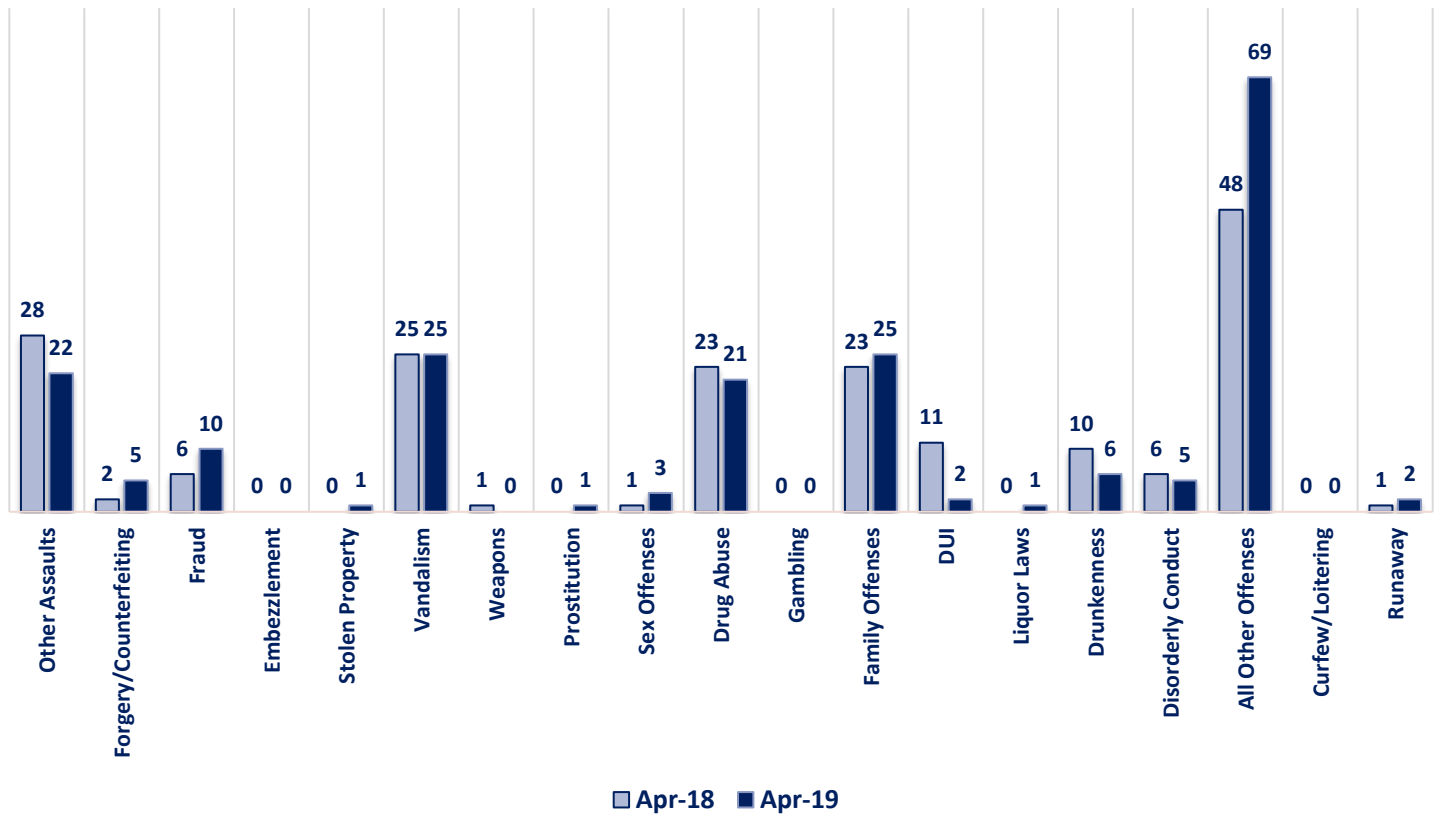
**APRIL 2019 - PART I & II OFFENSE PERCENTAGES**



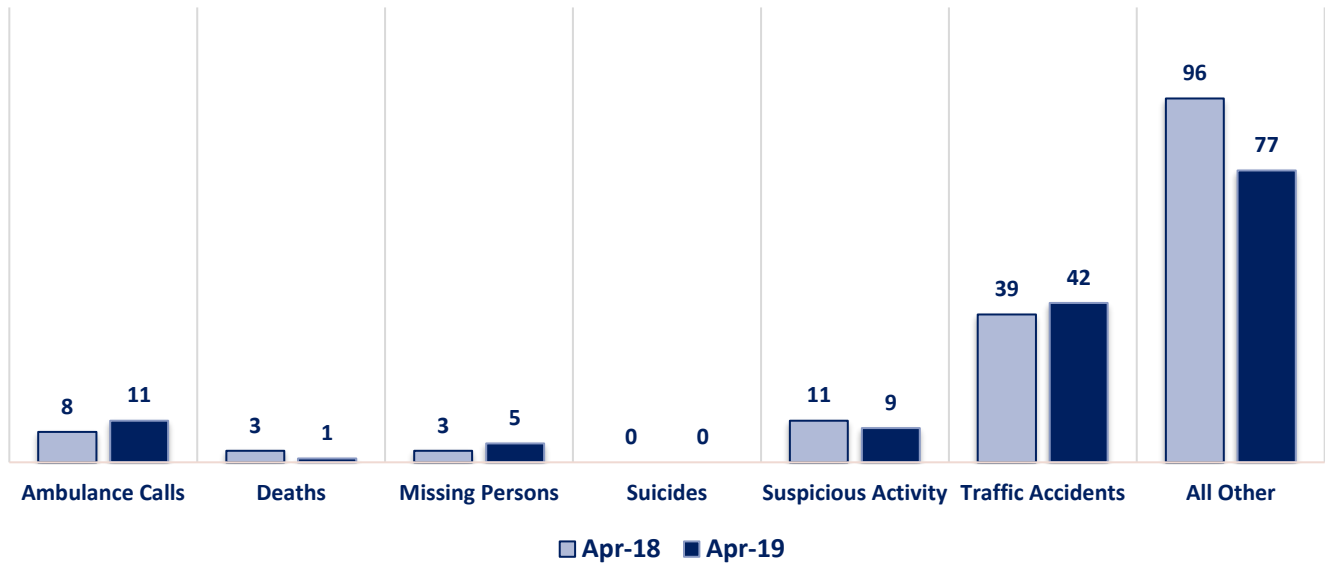
**Part I Offenses**



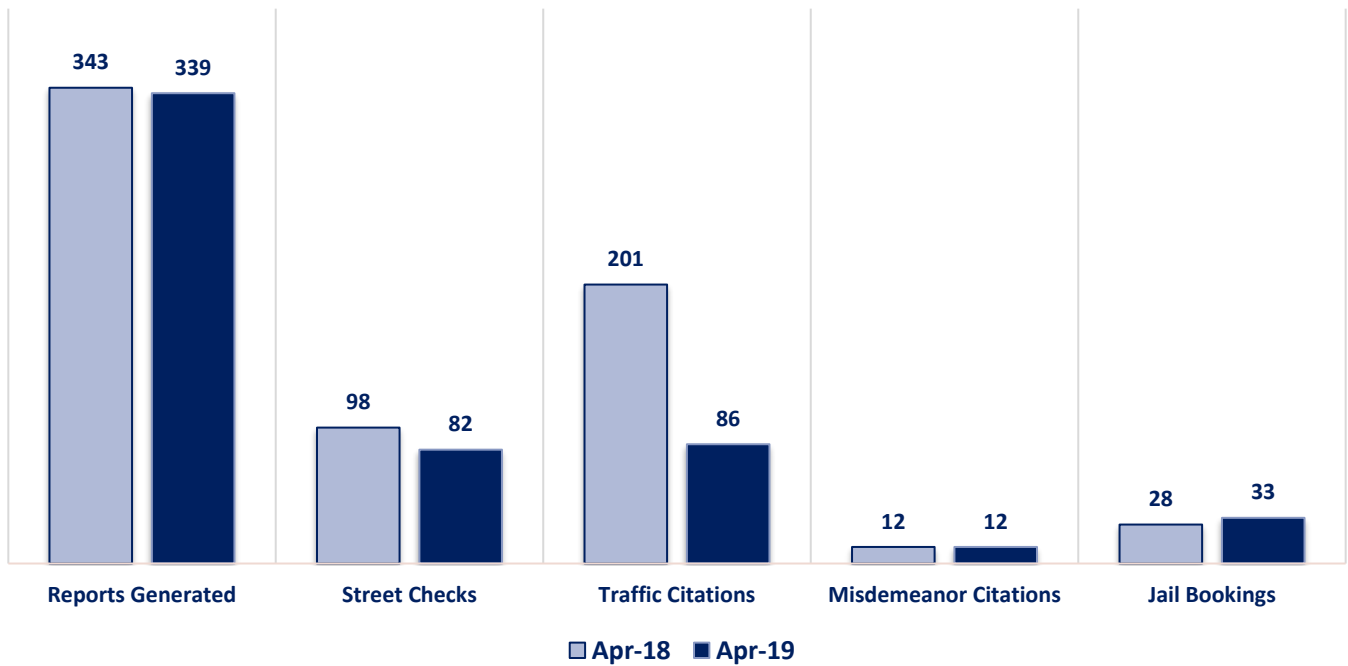
**Part II Offenses**



### Non-UCR Offenses

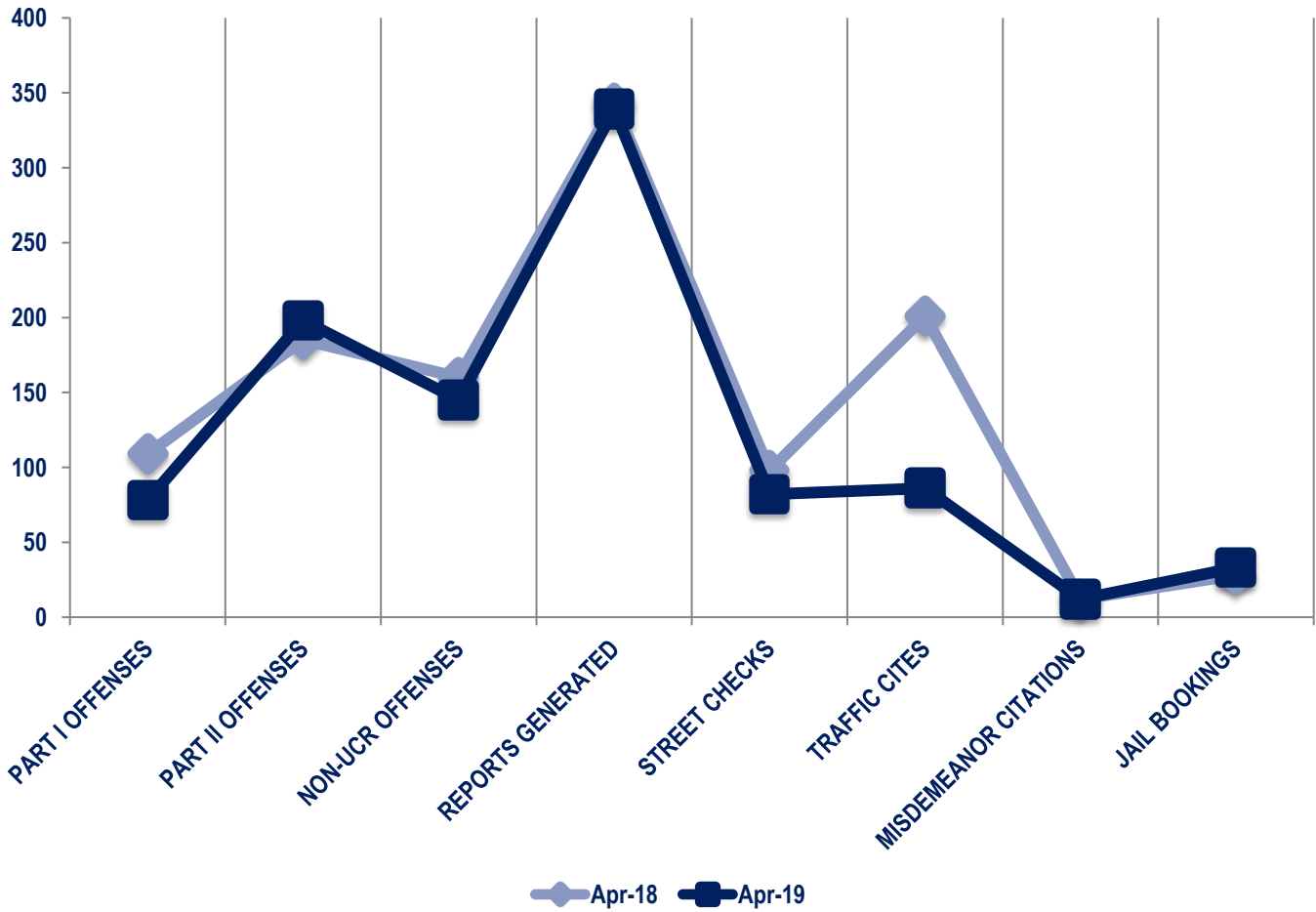


### Other Event Totals



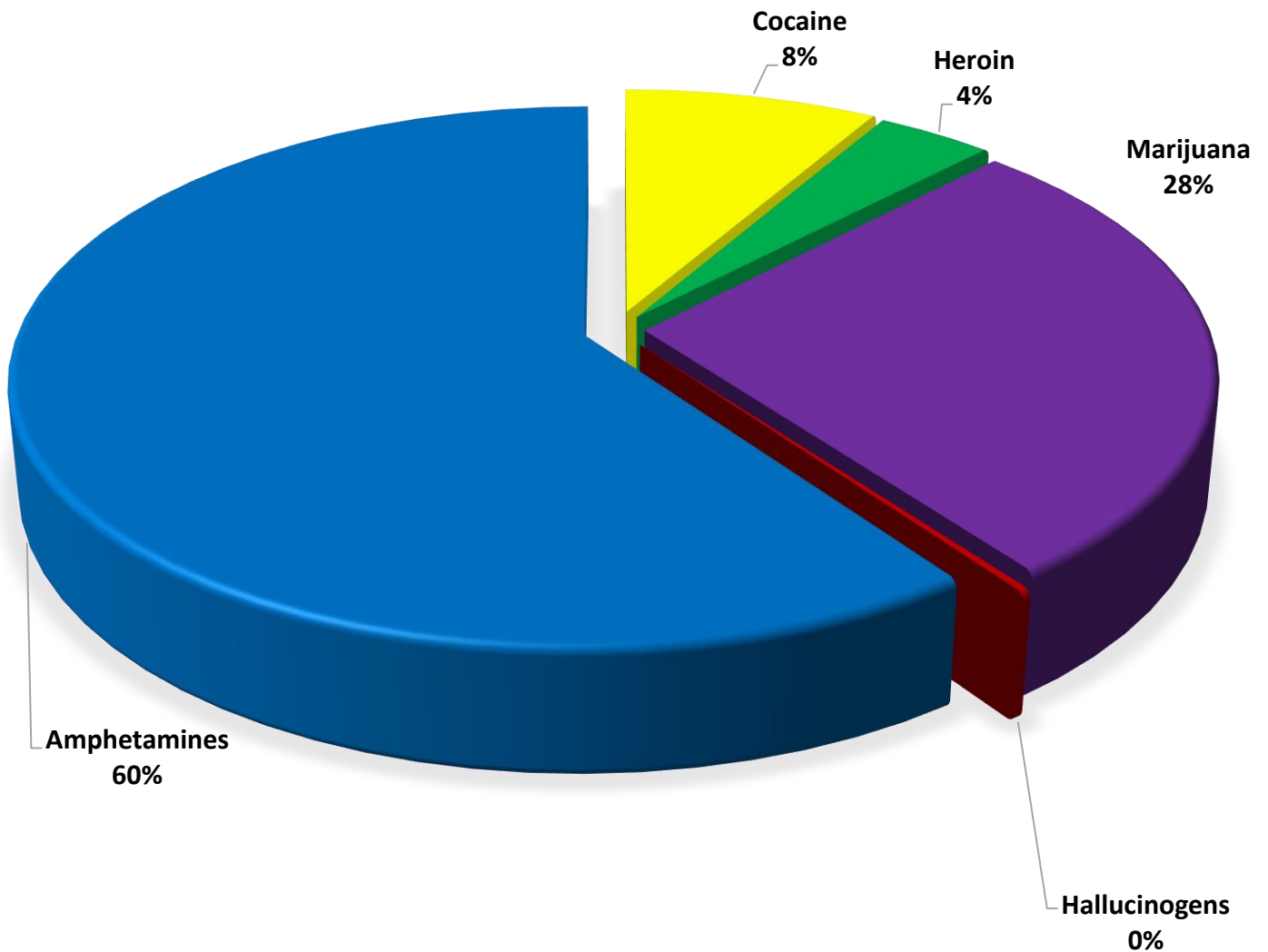
### Combined Offense/Event Trends

	APR 2018	APR 2019
<b>Part I Offenses</b>	109	78
<b>Part II Offenses</b>	185	198
<b>NonUCR Offenses</b>	160	145
<b>Reports Generated</b>	343	339
<b>Street Checks</b>	98	82
<b>Traffic Citations</b>	201	86
<b>Misdemeanor Citations</b>	12	12
<b>Jail Bookings</b>	28	33



### Seized Drugs

TYPE	DOSES	STREET VALUE	
Cocaine	35.0	\$	350.00
Heroin	16.0	\$	160.00
Marijuana	115.3	\$	692.08
Hallucinogens	1.0	\$	2.00
Amphetamines	250.0	\$	2,500.00
<b>TOTAL</b>	<b>417.3</b>	<b>\$</b>	<b>3,704.08</b>



**Part I & II Offenses - One Year**

