



CITY COUNCIL DISTRICT #3 MONTHLY OFFENSE SUMMARY

MARCH 2019

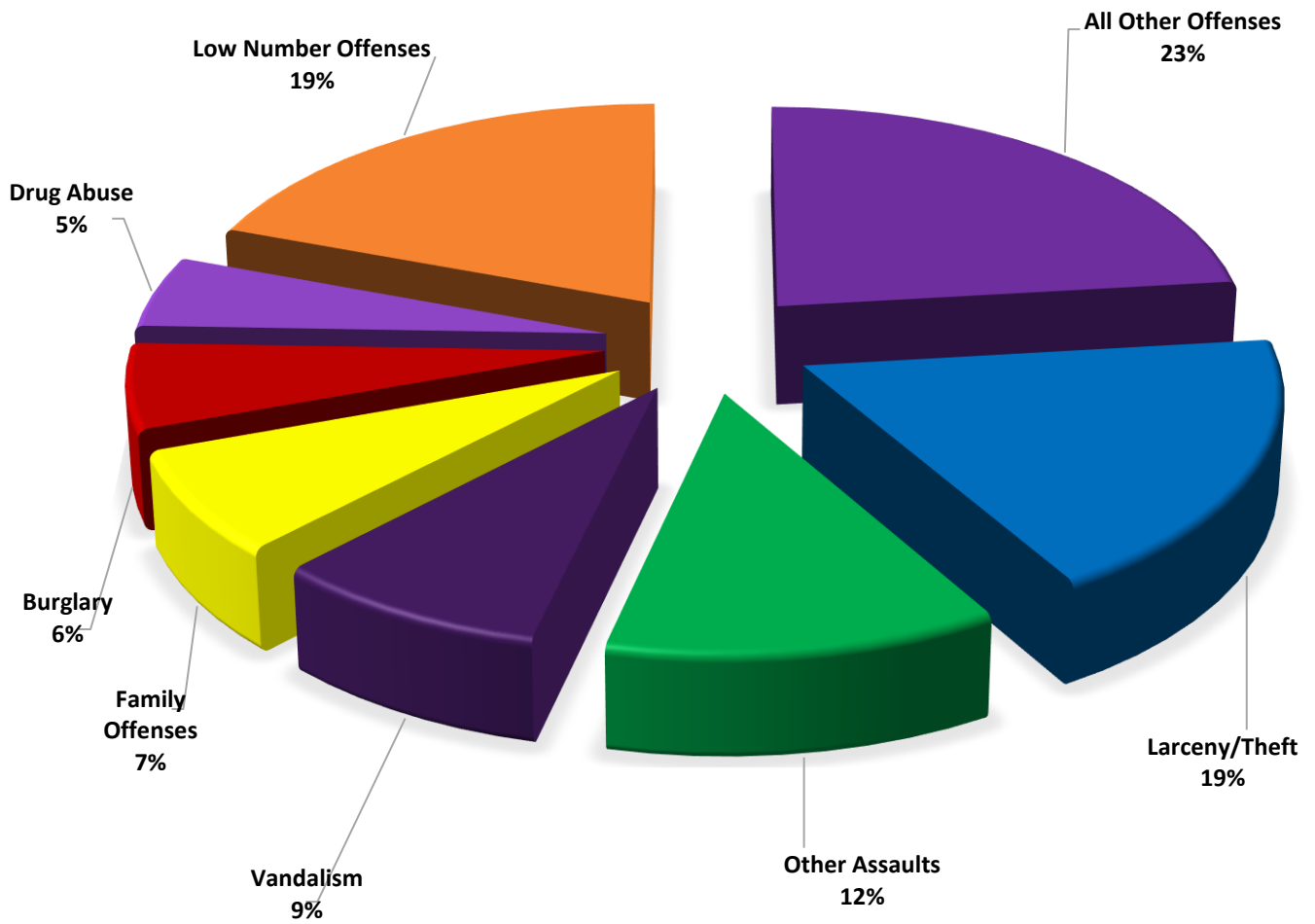
These figures represent preliminary counts of original Police Incident Reports and include all offenses within the above listed City Council District only. Full statistical analysis to determine the confidence level of this data has not been performed. The results contained herein are approximate in relation to the listed area and may not fully coincide with data shown in other areas of SLCPD's Crime Statistics page such as Calls for Service, Crimes Trending, and Crime Reports due to and reflective of departmental procedures that were in place at the time the event occurred and the date this data was compiled. Results displayed are not distinguished as attempted or completed crimes, do not include other calls for police service, and only represent police service where a report was made. Police Incident Reports are classified by primary offense categories as defined by the Uniform Crime Reporting (UCR) system, however for this report all offenses are included, and each incident may have more than one offense listed on it. In cases where there is more than one offense listed, all offenses are counted individually. Although every reasonable verification effort is made, the accuracy of any data is subject to the constraints of the report generation process as well as the manner, format, and point in time of any query.

- PART I OFFENSES:** Chosen by the FBI as Part I Offenses because they are serious crimes that occur with regularity in all areas of the country and are likely to be reported to Police.
- PART II OFFENSES:** All other crimes other than the eight Part I Offenses. The Uniform Crime Reporting Program gathers only arrest data for Part II Offenses, however, SLCPD results displayed in this document display all Part II Offenses, regardless of the presence of arrest data.
- ALL OTHER OFFENSES:** Under the Part II Offense section, 'All Other Offenses' include Peeping Tom, Trespass, Kidnap/Abduction, Pornography, Extortion/Blackmail, Bribery, Warrants, Sexual Offenses, Obstruction, Public Peace, and Hit & Run.
- NON-UCR OFFENSES:** Non-UCR Offenses include reports for all other offenses not classified as a Part I or Part II Offense. Results displayed separate some of these offenses such as Ambulance Calls, Deaths, Missing Persons, Suicides, Suspicious Activity, and Traffic Accidents.
- ALL OTHER NON-UCR:** Under the Non-UCR category, 'All Other' include the remainder of offenses not classified as Part I or Part II and not separated from the Non-UCR Offenses. These include things such as Loud Parties, Barking Dogs, Mentally Ill Subjects, Citizen Assistance, etc.
- LOW NUMBER OFFENSES:** On page two, in the interest of space and allowing for easier viewing, the category titled 'Low Number Offenses' include Part I and Part II Offenses from page one that have totals under the amount of 14.

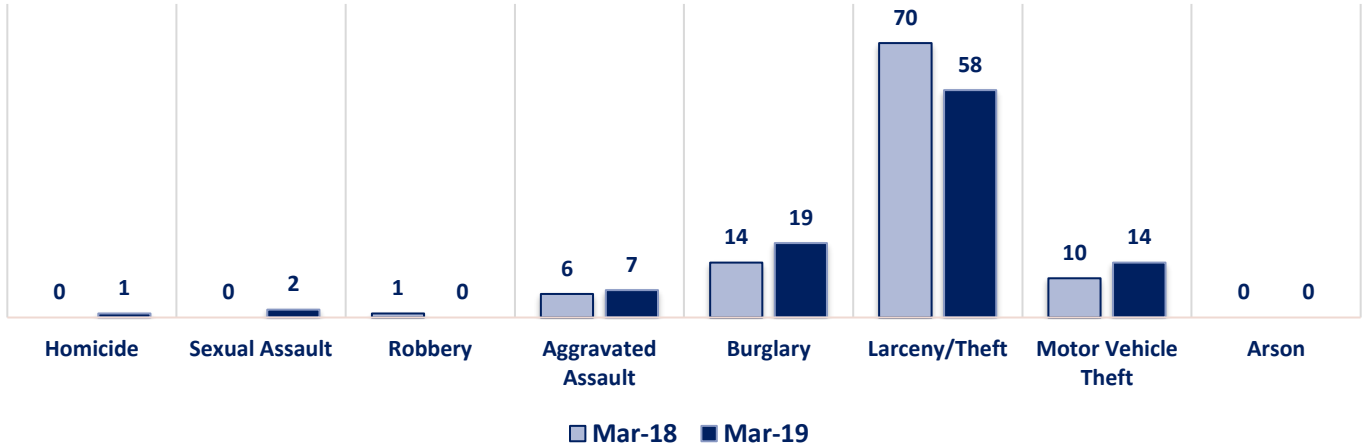
Offenses

		OFFENSE	MAR 18	MAR 19	OFFENSE	MAR 18	MAR 19
PART I OFFENSES		Homicide	0	1	Other Assaults	38	38
		Sexual Assault	0	2	Forgery/Counterfeit	4	1
		Robbery	1	0	Fraud	19	14
		Aggravated Assault	6	7	Embezzlement	0	0
		Burglary	14	19	Stolen Property	1	0
		Larceny/Theft	70	58	Vandalism	17	27
		Motor Vehicle Theft	10	14	Weapons	2	2
		Arson	0	0	Prostitution	1	0
		PART I TOTALS	101	101	Sex Offenses	1	0
NON-UCR OFFENSES		Ambulance Calls	14	11	Drug Abuse	33	16
		Deaths	3	4	Gambling	0	0
		Missing Persons	4	4	Family Offenses	29	23
		Suicides	1	0	DUI	4	2
		Suspicious Activity	14	13	Liquor Laws	0	1
		Traffic Accidents	37	34	Drunkenness	8	12
		All Other	72	106	Disorderly Conduct	7	3
			NON-UCR TOTALS	145	172	All Other Offenses	70
TOTALS		PART I OFFENSES	101	101	Curfew/Loitering	0	0
		PART II OFFENSES	235	214	Runaway	1	2
		NON-UCR OFFENSES	145	172	PART II TOTALS	235	214
			TOTAL	481	487		

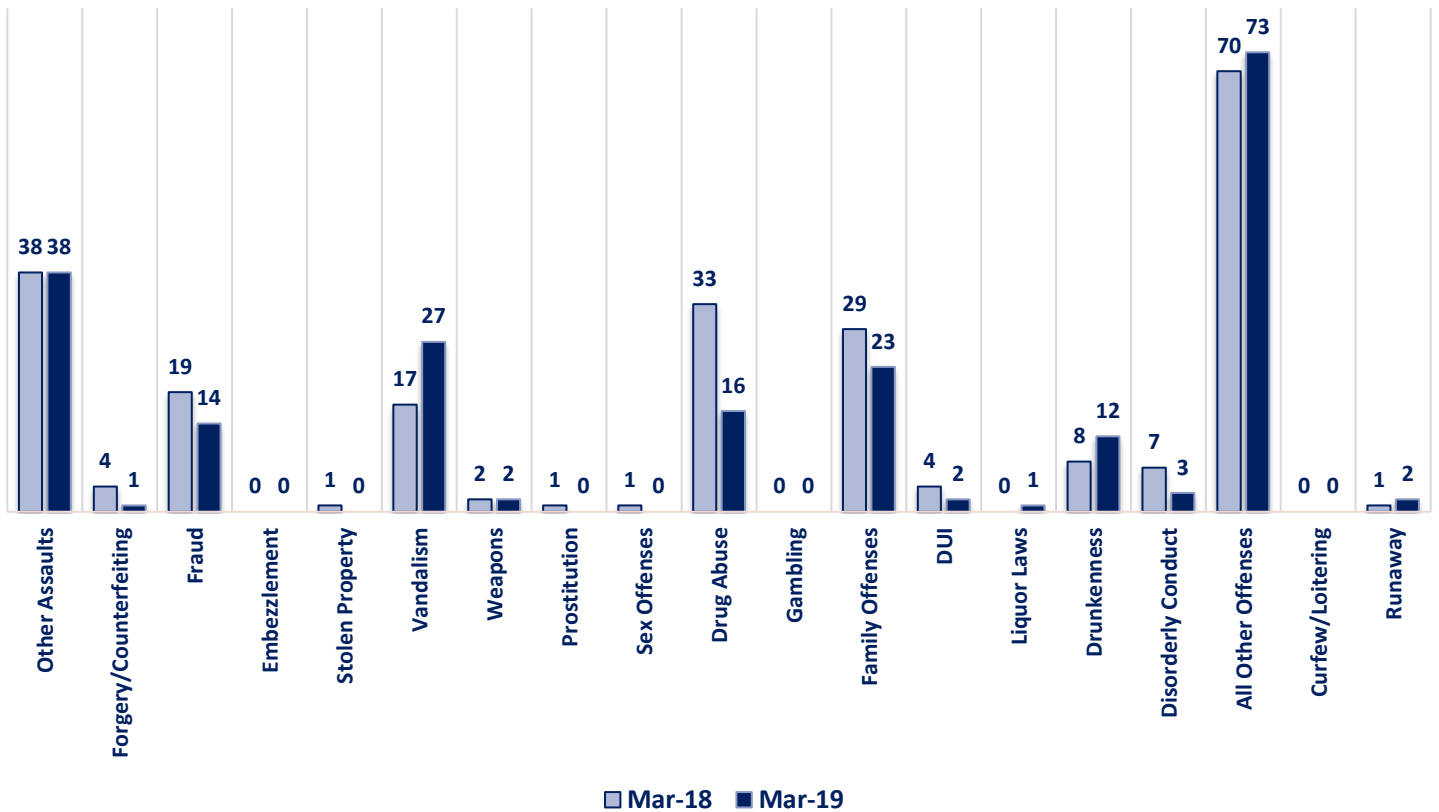
MARCH 2019- PART I & II OFFENSE PERCENTAGES



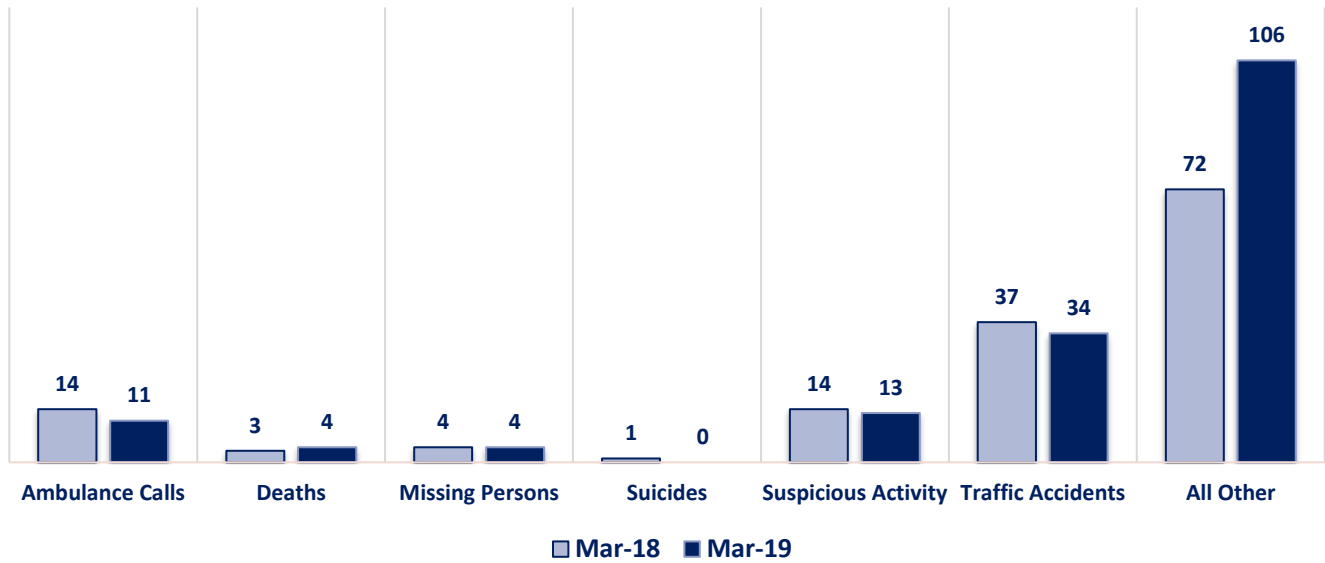
Part I Offenses



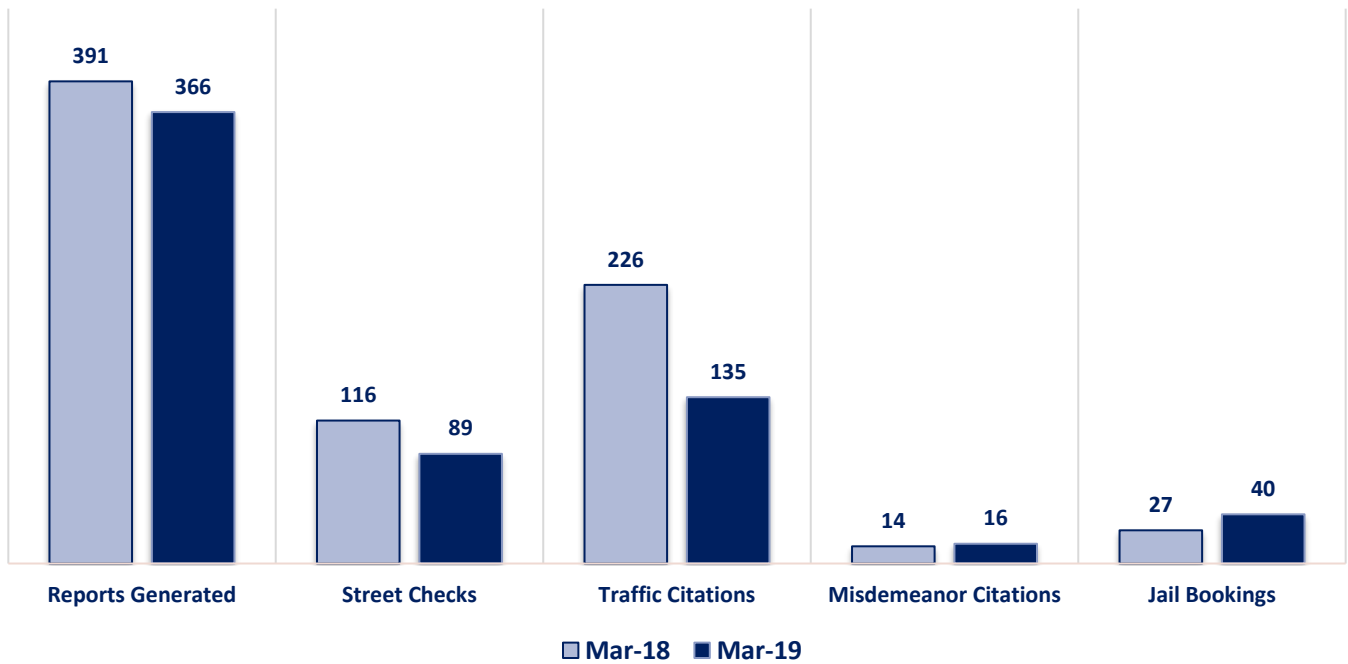
Part II Offenses



Non-UCR Offenses

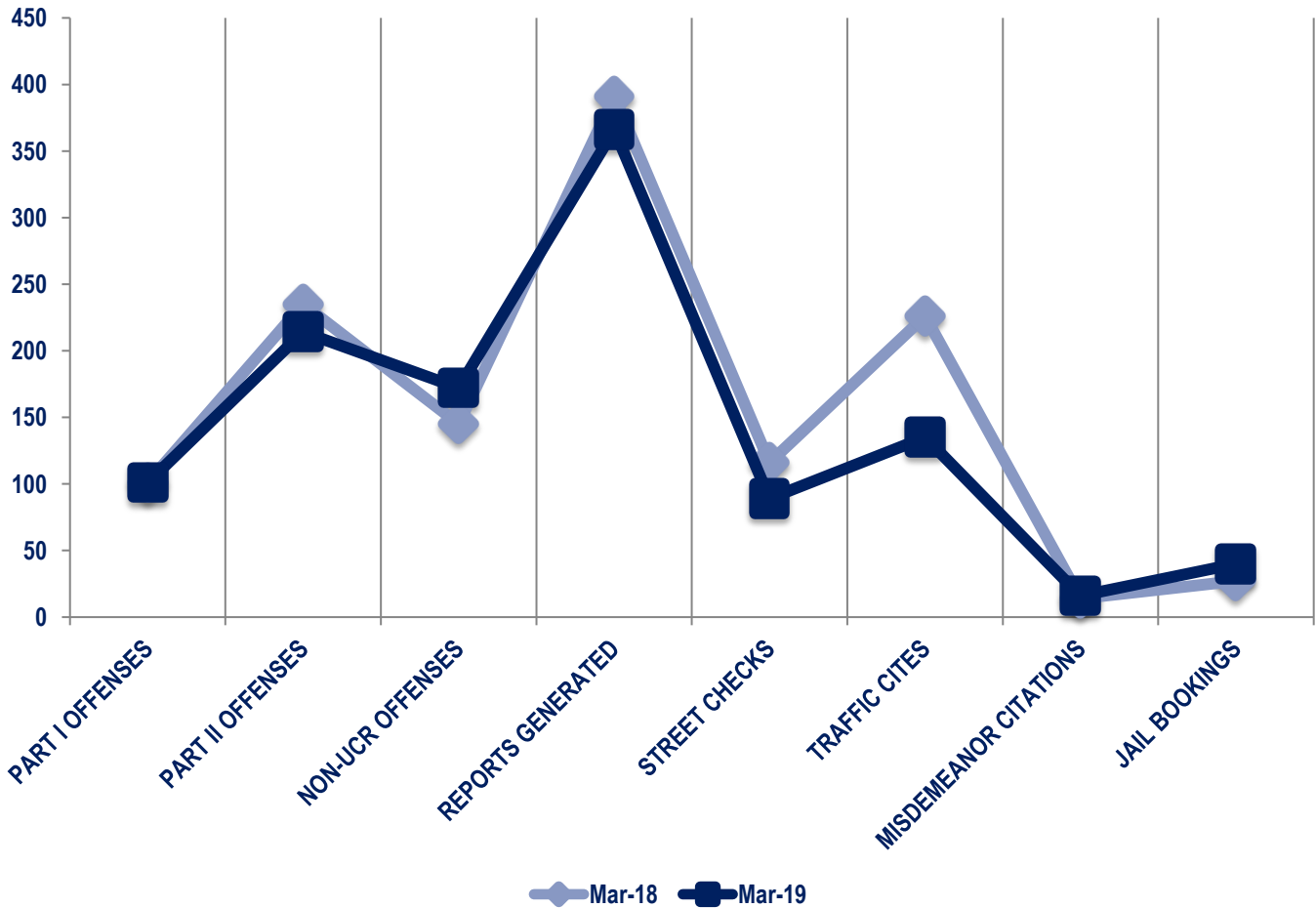


Other Event Totals



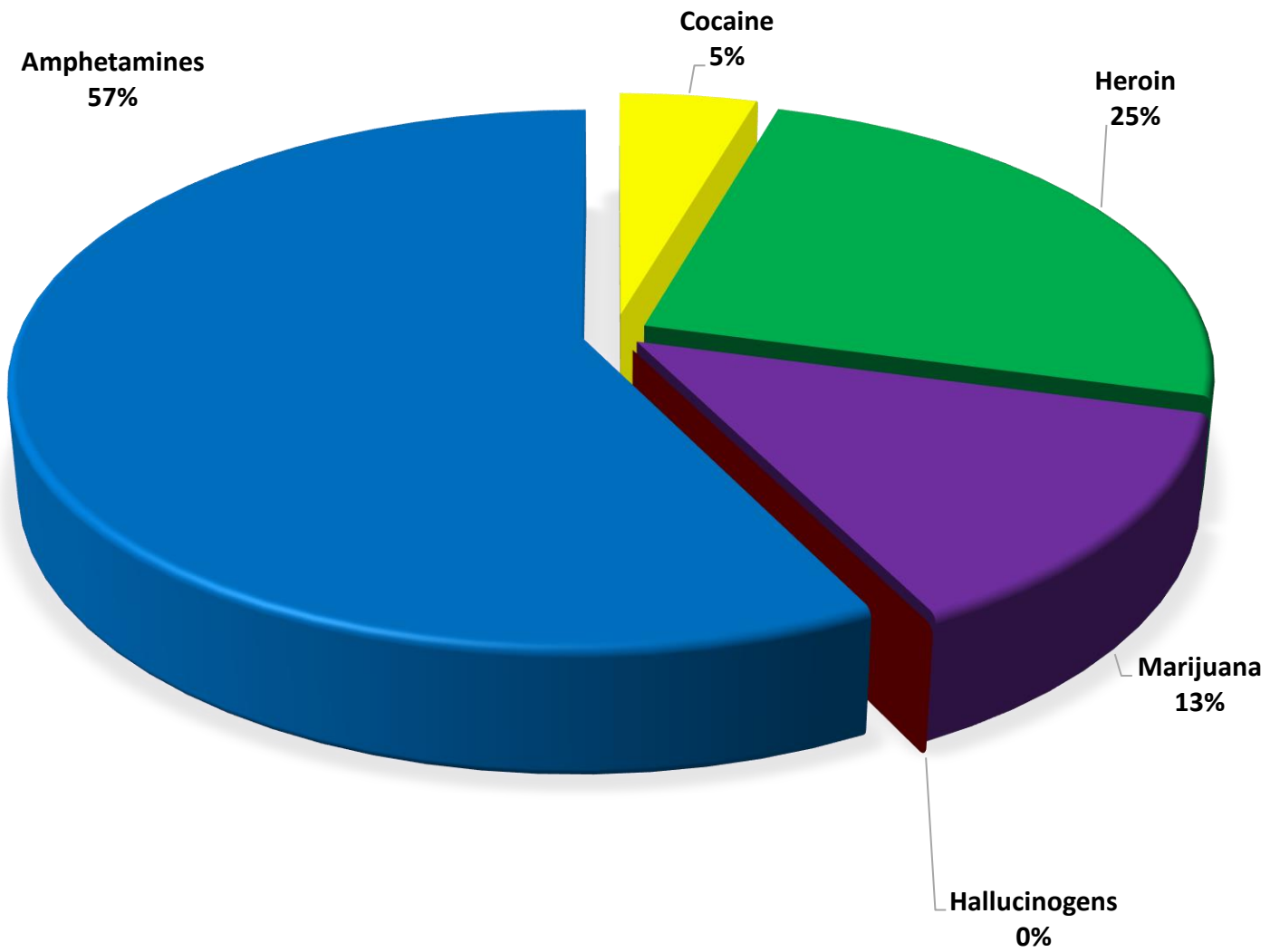
Combined Offense/Event Trends

	MARCH 2018	MARCH 2019
Part I Offenses	101	101
Part II Offenses	235	214
NonUCR Offenses	145	172
Reports Generated	391	366
Street Checks	116	89
Traffic Citations	226	135
Misdemeanor Citations	14	16
Jail Bookings	27	40



Seized Drugs

TYPE	DOSES	STREET VALUE
Cocaine	36.0	\$ 360.00
Heroin	195.0	\$ 1,950.00
Marijuana	105.6	\$ 633.89
Hallucinogens	0.0	\$ -
Amphetamines	454.3	\$ 4,543.00
TOTAL	790.9	\$ 7,486.89



Part I & II Offenses - One Year

