



CITY COUNCIL DISTRICT #4 MONTHLY OFFENSE SUMMARY

APRIL 2019

These figures represent preliminary counts of original Police Incident Reports and include all offenses within the above listed City Council District only. Full statistical analysis to determine the confidence level of this data has not been performed. The results contained herein are approximate in relation to the listed area and may not fully coincide with data shown in other areas of SLCPD's Crime Statistics page such as Calls for Service, Crimes Trending, and Crime Reports due to and reflective of departmental procedures that were in place at the time the event occurred and the date this data was compiled. Results displayed are not distinguished as attempted or completed crimes, do not include other calls for police service, and only represent police service where a report was made. Police Incident Reports are classified by primary offense categories as defined by the Uniform Crime Reporting (UCR) system, however for this report all offenses are included, and each incident may have more than one offense listed on it. In cases where there is more than one offense listed, all offenses are counted individually. Although every reasonable verification effort is made, the accuracy of any data is subject to the constraints of the report generation process as well as the manner, format, and point in time of any query.

- PART I OFFENSES:** Chosen by the FBI as Part I Offenses because they are serious crimes that occur with regularity in all areas of the country and are likely to be reported to Police.

- PART II OFFENSES:** All other crimes other than the eight Part I Offenses. The Uniform Crime Reporting Program gathers only arrest data for Part II Offenses, however, SLCPD results displayed in this document display all Part II Offenses, regardless of the presence of arrest data.

- ALL OTHER OFFENSES:** Under the Part II Offense section, 'All Other Offenses' include Peeping Tom, Trespass, Kidnap/Abduction, Pornography, Extortion/Blackmail, Bribery, Warrants, Sexual Offenses, Obstruction, Public Peace, and Hit & Run.

- NON-UCR OFFENSES:** Non-UCR Offenses include reports for all other offenses not classified as a Part I or Part II Offense. Results displayed separate some of these offenses such as Ambulance Calls, Deaths, Missing Persons, Suicides, Suspicious Activity, and Traffic Accidents.

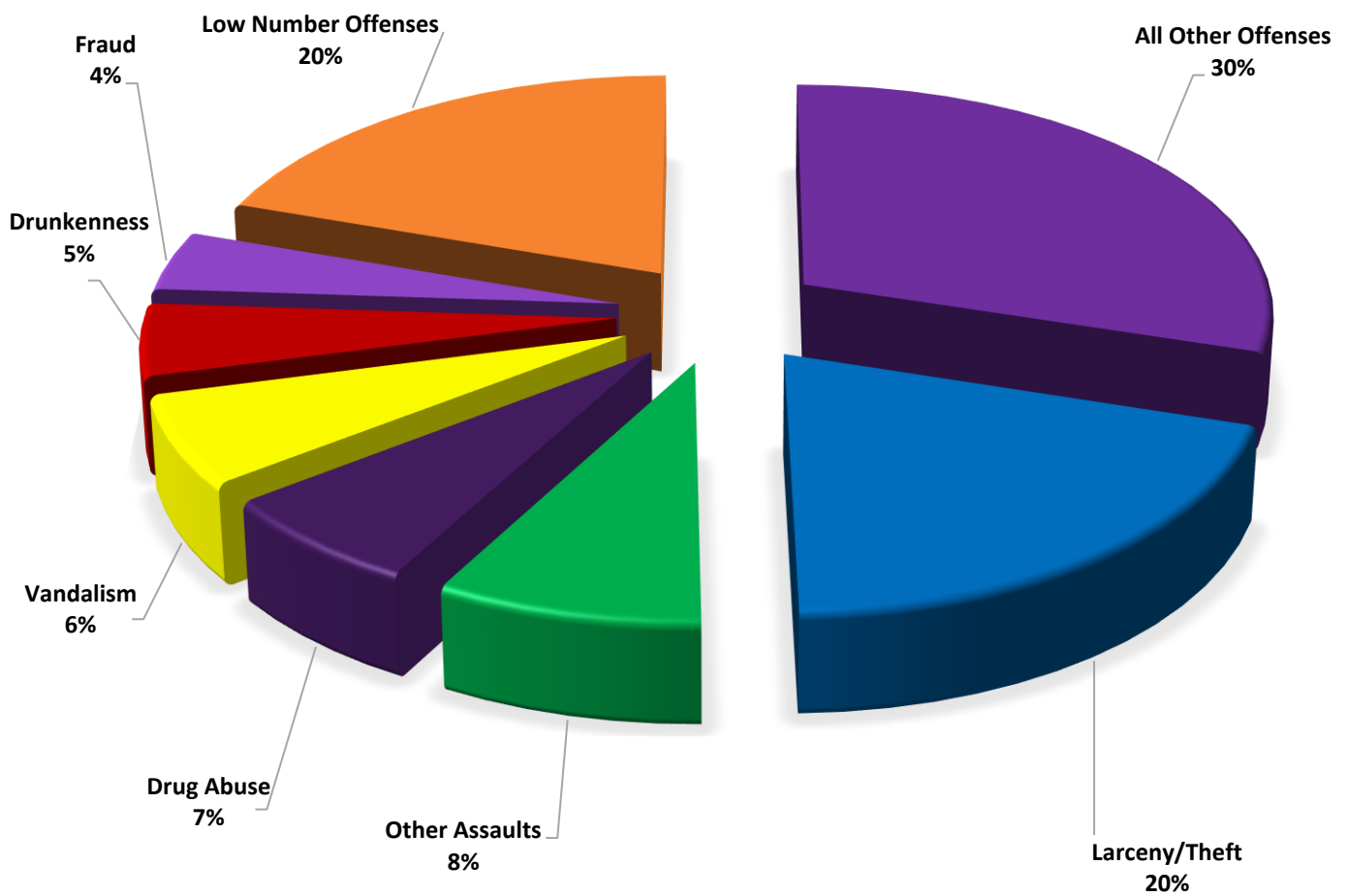
- ALL OTHER NON-UCR:** Under the Non-UCR category, 'All Other' include the remainder of offenses not classified as Part I or Part II and not separated from the Non-UCR Offenses. These include things such as Loud Parties, Barking Dogs, Mentally Ill Subjects, Citizen Assistance, etc.

- LOW NUMBER OFFENSES:** On page two, in the interest of space and allowing for easier viewing, the category titled 'Low Number Offenses' include Part I and Part II Offenses from page one that have totals under the amount of 39.

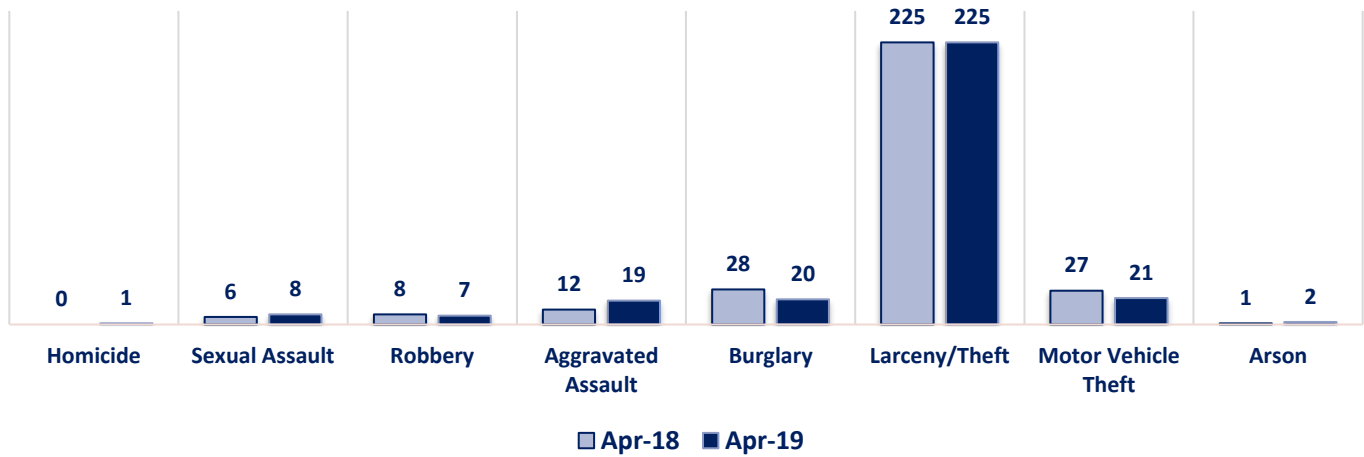
Offenses

		OFFENSE	APR 18	APR 19	OFFENSE	APR 18	APR 19
PART I OFFENSES		Homicide	0	1	Other Assaults	109	93
		Sexual Assault	6	8	Forgery/Counterfeit	15	11
		Robbery	8	7	Fraud	41	48
		Aggravated Assault	12	19	Embezzlement	2	0
		Burglary	28	20	Stolen Property	2	3
		Larceny/Theft	225	225	Vandalism	67	72
		Motor Vehicle Theft	27	21	Weapons	6	7
		Arson	1	2	Prostitution	6	3
		PART I TOTALS	307	303	Sex Offenses	5	8
NON-UCR OFFENSES		Ambulance Calls	51	72	Drug Abuse	104	75
		Deaths	7	5	Gambling	0	1
		Missing Persons	20	9	Family Offenses	35	39
		Suicides	3	0	DUI	11	20
		Suspicious Activity	26	23	Liquor Laws	12	9
		Traffic Accidents	108	144	Drunkenness	50	58
		All Other	343	318	Disorderly Conduct	12	33
		NON-UCR TOTALS	558	571	All Other Offenses	274	338
TOTALS		PART I OFFENSES	307	303	Curfew/Loitering	0	0
		PART II OFFENSES	757	829	Runaway	6	11
		NON-UCR OFFENSES	558	571	PART II TOTALS	757	829
		TOTAL	1622	1703			

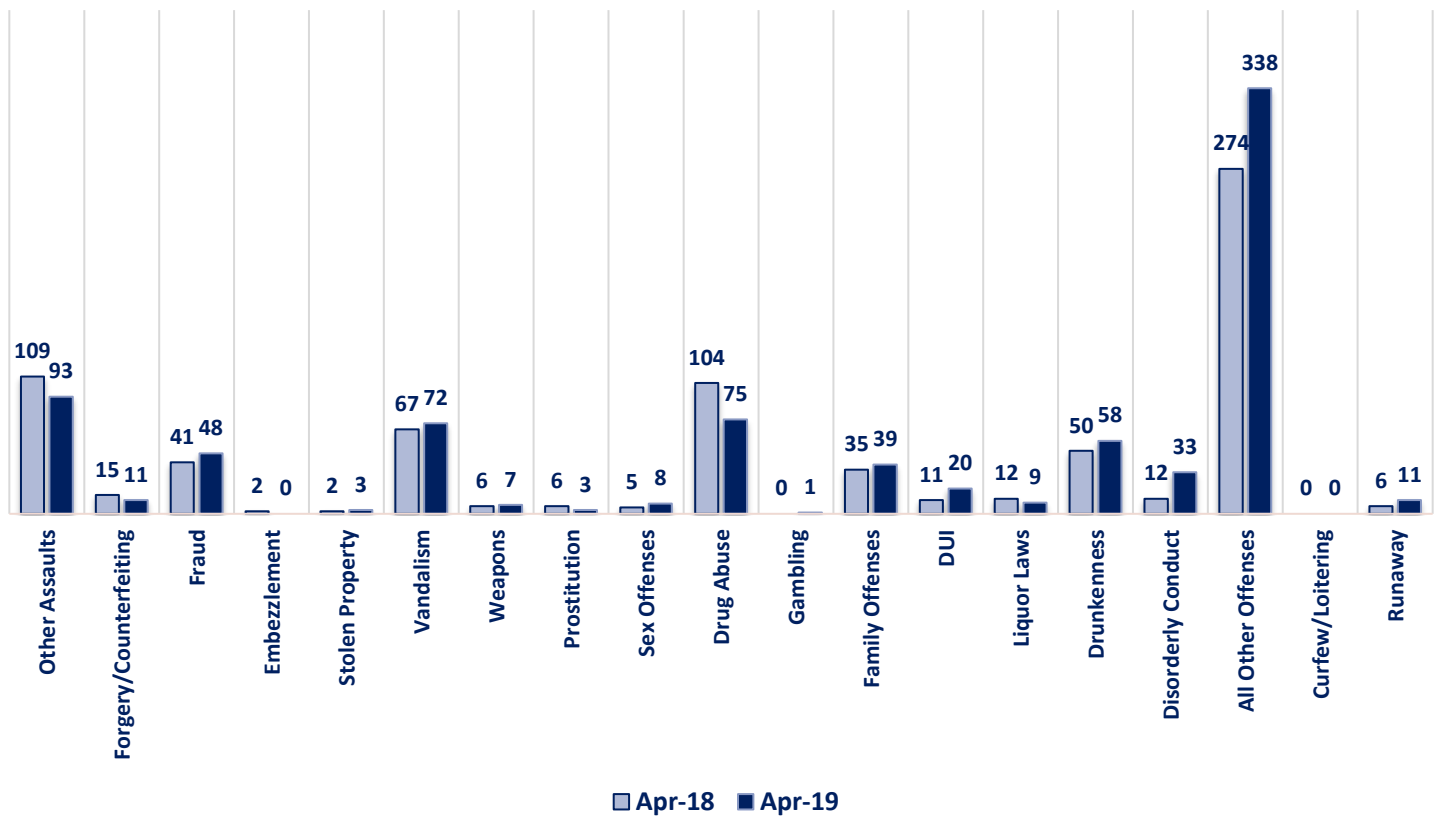
APRIL 2019 - PART I & II OFFENSE PERCENTAGES



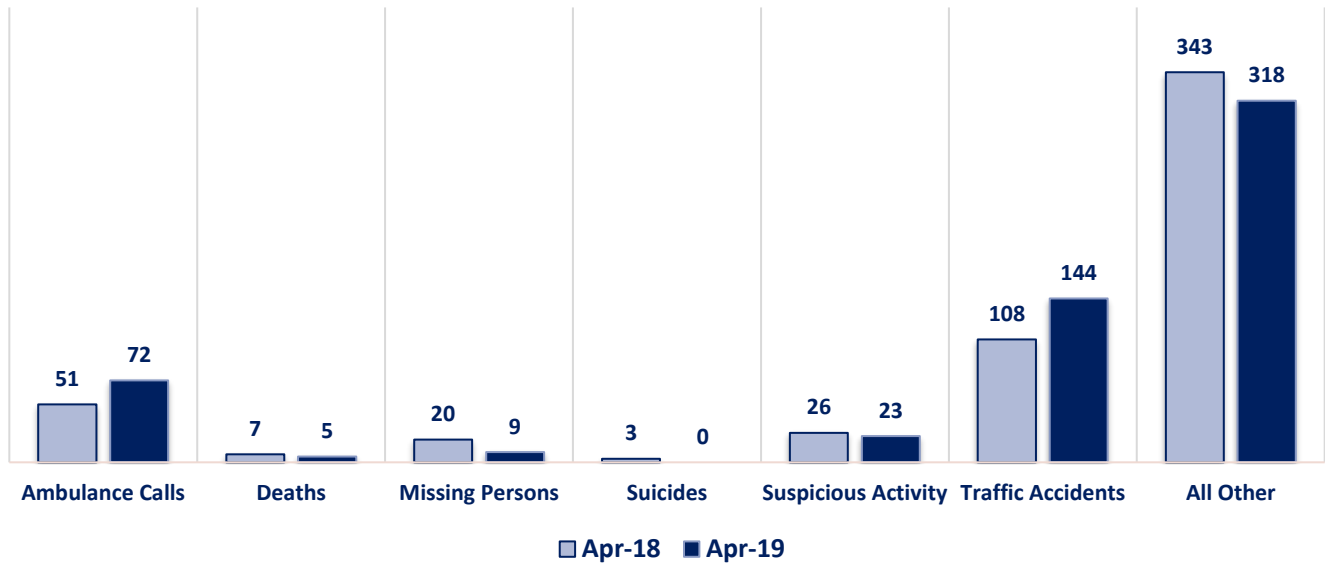
Part I Offenses



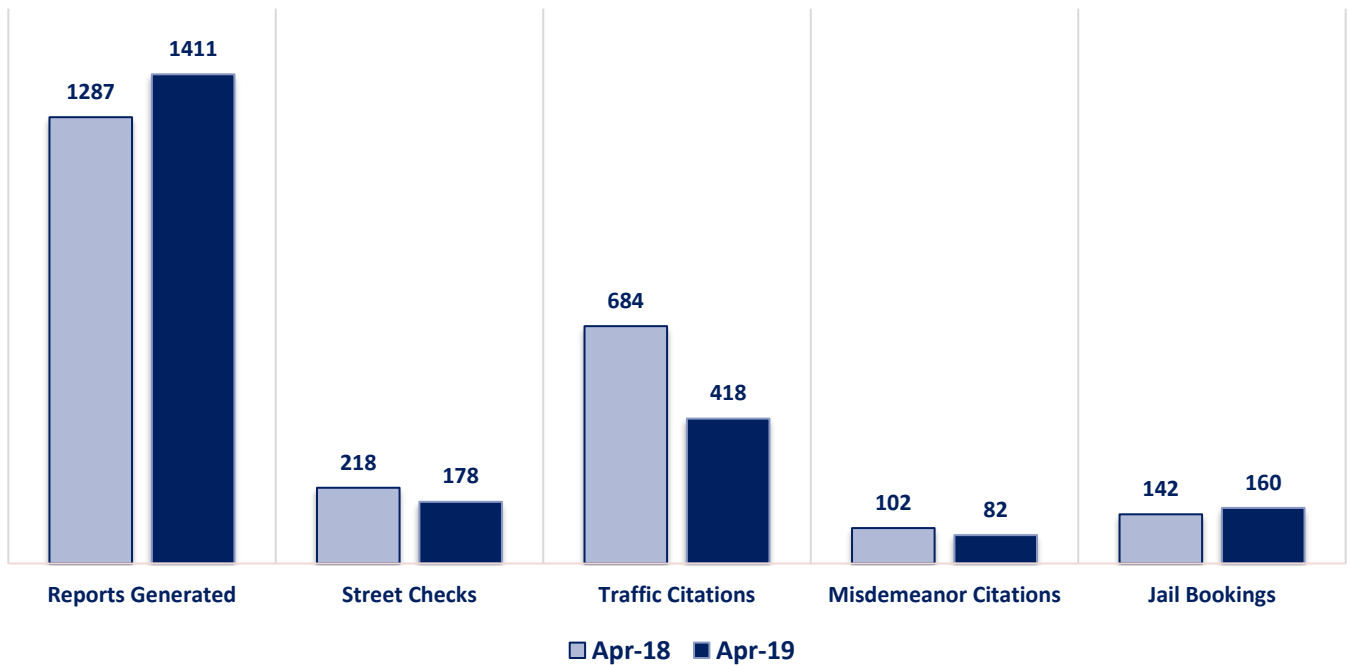
Part II Offenses



Non-UCR Offenses

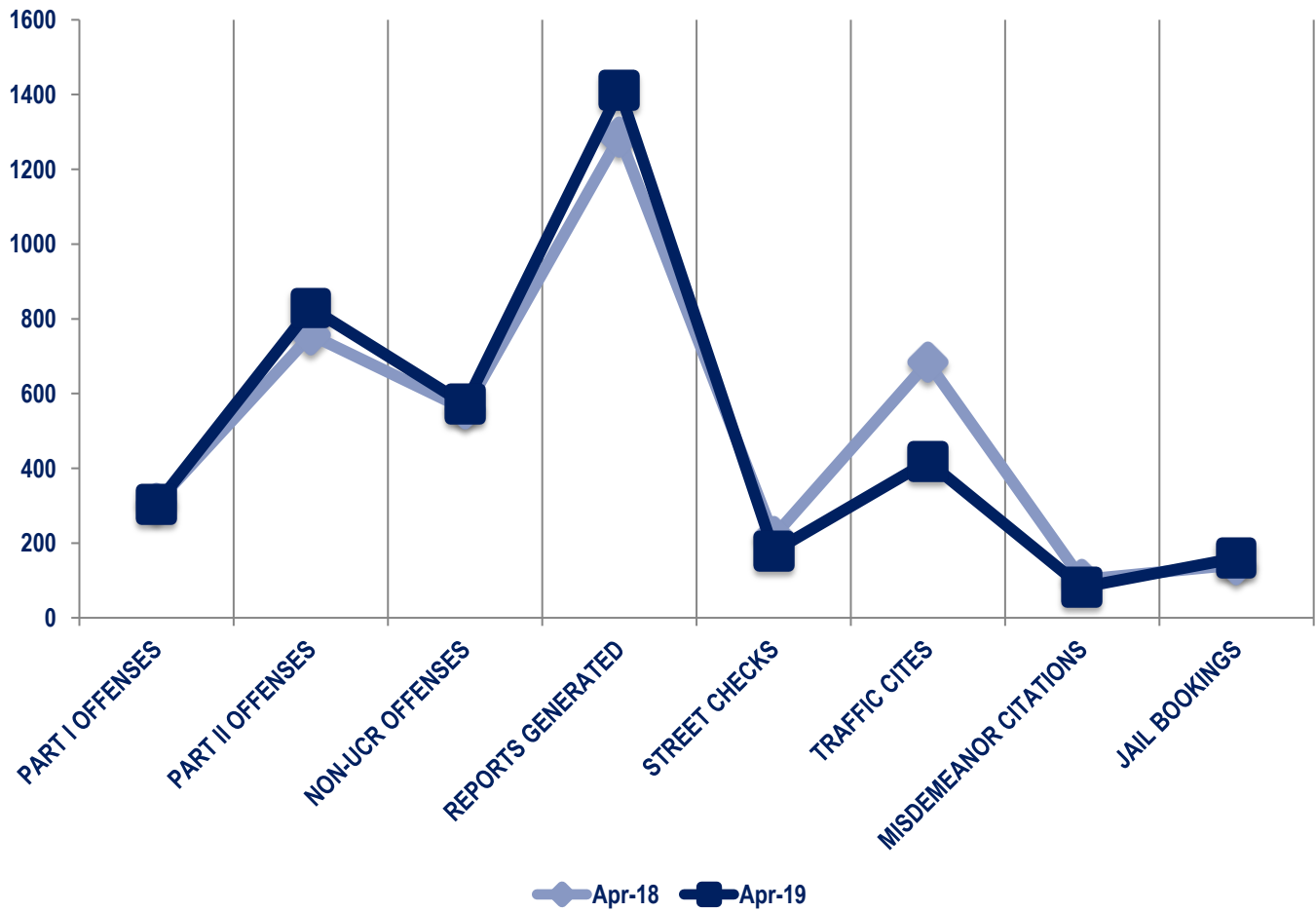


Other Event Totals



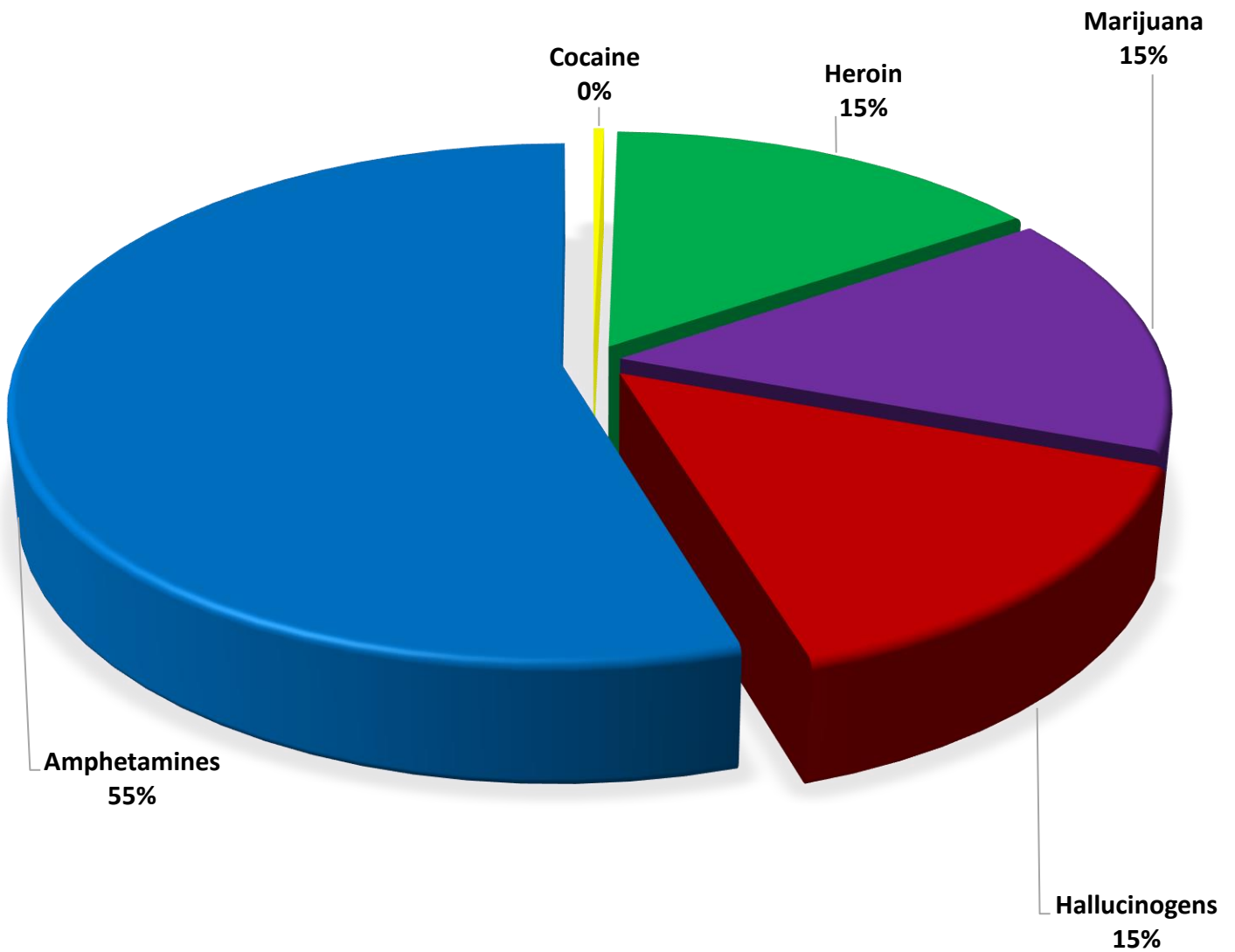
Combined Offense/Event Trends

	APR 2018	APR 2019
Part I Offenses	307	303
Part II Offenses	757	829
NonUCR Offenses	558	571
Reports Generated	1287	1411
Street Checks	218	178
Traffic Citations	684	418
Misdemeanor Citations	102	82
Jail Bookings	142	160



Seized Drugs

TYPE	DOSES	STREET VALUE
Cocaine	3.0	\$ 30.00
Heroin	124.6	\$ 1,246.20
Marijuana	125.1	\$ 750.83
Hallucinogens	120.6	\$ 241.23
Amphetamines	451.3	\$ 4,513.00
TOTAL	824.7	\$ 6,781.25



Part I & II Offenses - One Year

