



## CITY COUNCIL DISTRICT #4 MONTHLY OFFENSE SUMMARY

### FEBRUARY 2019

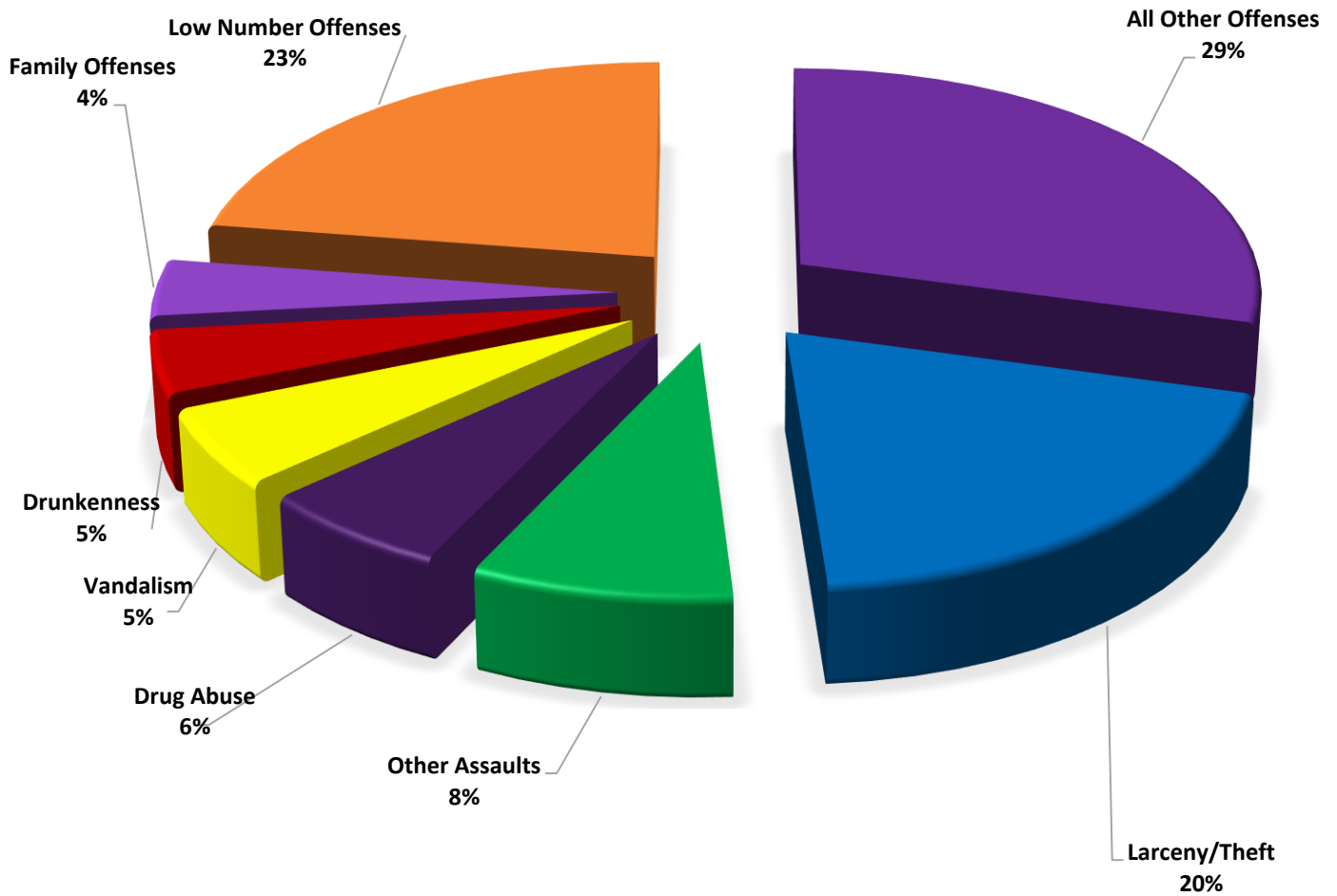
These figures represent preliminary counts of original Police Incident Reports and include all offenses within the above listed City Council District only. Full statistical analysis to determine the confidence level of this data has not been performed. The results contained herein are approximate in relation to the listed area and may not fully coincide with data shown in other areas of SLCPD's Crime Statistics page such as Calls for Service, Crimes Trending, and Crime Reports due to and reflective of departmental procedures that were in place at the time the event occurred and the date this data was compiled. Results displayed are not distinguished as attempted or completed crimes, do not include other calls for police service, and only represent police service where a report was made. Police Incident Reports are classified by primary offense categories as defined by the Uniform Crime Reporting (UCR) system, however for this report all offenses are included, and each incident may have more than one offense listed on it. In cases where there is more than one offense listed, all offenses are counted individually. Although every reasonable verification effort is made, the accuracy of any data is subject to the constraints of the report generation process as well as the manner, format, and point in time of any query.

- 
- PART I OFFENSES:** Chosen by the FBI as Part I Offenses because they are serious crimes that occur with regularity in all areas of the country and are likely to be reported to Police.
- PART II OFFENSES:** All other crimes other than the eight Part I Offenses. The Uniform Crime Reporting Program gathers only arrest data for Part II Offenses, however, SLCPD results displayed in this document display all Part II Offenses, regardless of the presence of arrest data.
- ALL OTHER OFFENSES:** Under the Part II Offense section, 'All Other Offenses' include Peeping Tom, Trespass, Kidnap/Abduction, Pornography, Extortion/Blackmail, Bribery, Warrants, Sexual Offenses, Obstruction, Public Peace, and Hit & Run.
- NON-UCR OFFENSES:** Non-UCR Offenses include reports for all other offenses not classified as a Part I or Part II Offense. Results displayed separate some of these offenses such as Ambulance Calls, Deaths, Missing Persons, Suicides, Suspicious Activity, and Traffic Accidents.
- ALL OTHER NON-UCR:** Under the Non-UCR category, 'All Other' include the remainder of offenses not classified as Part I or Part II and not separated from the Non-UCR Offenses. These include things such as Loud Parties, Barking Dogs, Mentally Ill Subjects, Citizen Assistance, etc.
- LOW NUMBER OFFENSES:** On page two, in the interest of space and allowing for easier viewing, the category titled 'Low Number Offenses' include Part I and Part II Offenses from page one that have totals under the amount of 36.

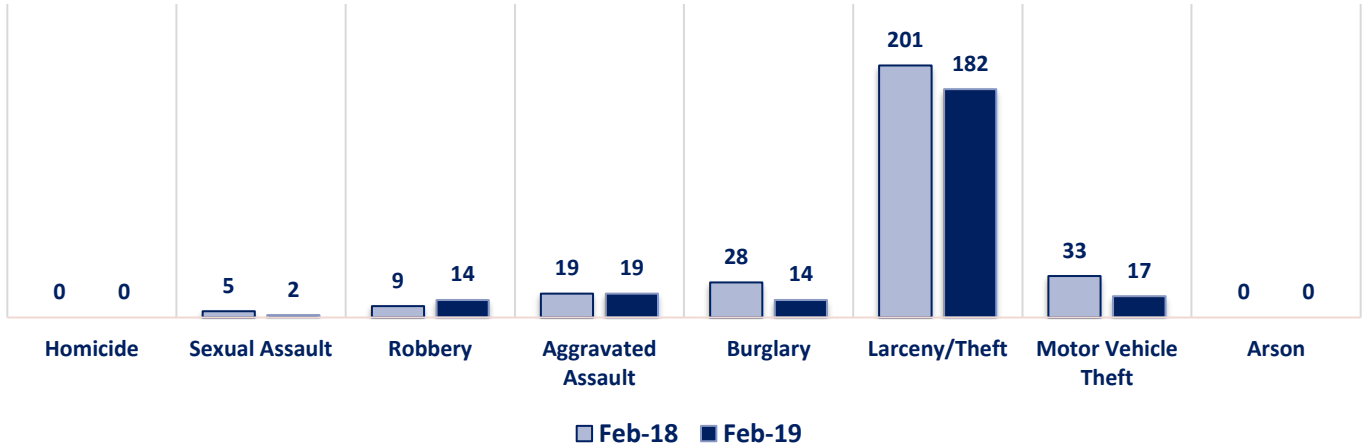
### Offenses

		OFFENSE	FEB 18	FEB 19	OFFENSE	FEB 18	FEB 19
<b>PART I OFFENSES</b>		Homicide	0	0	Other Assaults	89	76
		Sexual Assault	5	2	Forgery/Counterfeit	14	15
		Robbery	9	14	Fraud	48	36
		Aggravated Assault	19	19	Embezzlement	0	0
		Burglary	28	14	Stolen Property	10	9
		Larceny/Theft	201	182	Vandalism	60	51
		Motor Vehicle Theft	33	17	Weapons	4	4
		Arson	0	0	Prostitution	7	4
	<b>PART I TOTALS</b>	<b>295</b>	<b>248</b>	Sex Offenses	7	7	
<b>NON-UCR OFFENSES</b>		Ambulance Calls	69	60	Drug Abuse	107	57
		Deaths	13	5	Gambling	0	0
		Missing Persons	15	16	Family Offenses	37	38
		Suicides	0	2	DUI	13	20
		Suspicious Activity	28	22	Liquor Laws	18	7
		Traffic Accidents	133	118	Drunkenness	70	42
		All Other	310	318	Disorderly Conduct	19	33
		<b>NON-UCR TOTALS</b>	<b>568</b>	<b>541</b>	All Other Offenses	248	271
<b>TOTALS</b>		<b>PART I OFFENSES</b>	<b>295</b>	<b>248</b>	Curfew/Loitering	0	0
		<b>PART II OFFENSES</b>	<b>758</b>	<b>678</b>	Runaway	7	8
		<b>NON-UCR OFFENSES</b>	<b>568</b>	<b>541</b>	<b>PART II TOTALS</b>	<b>758</b>	<b>678</b>
		<b>TOTAL</b>	<b>1621</b>	<b>1467</b>			

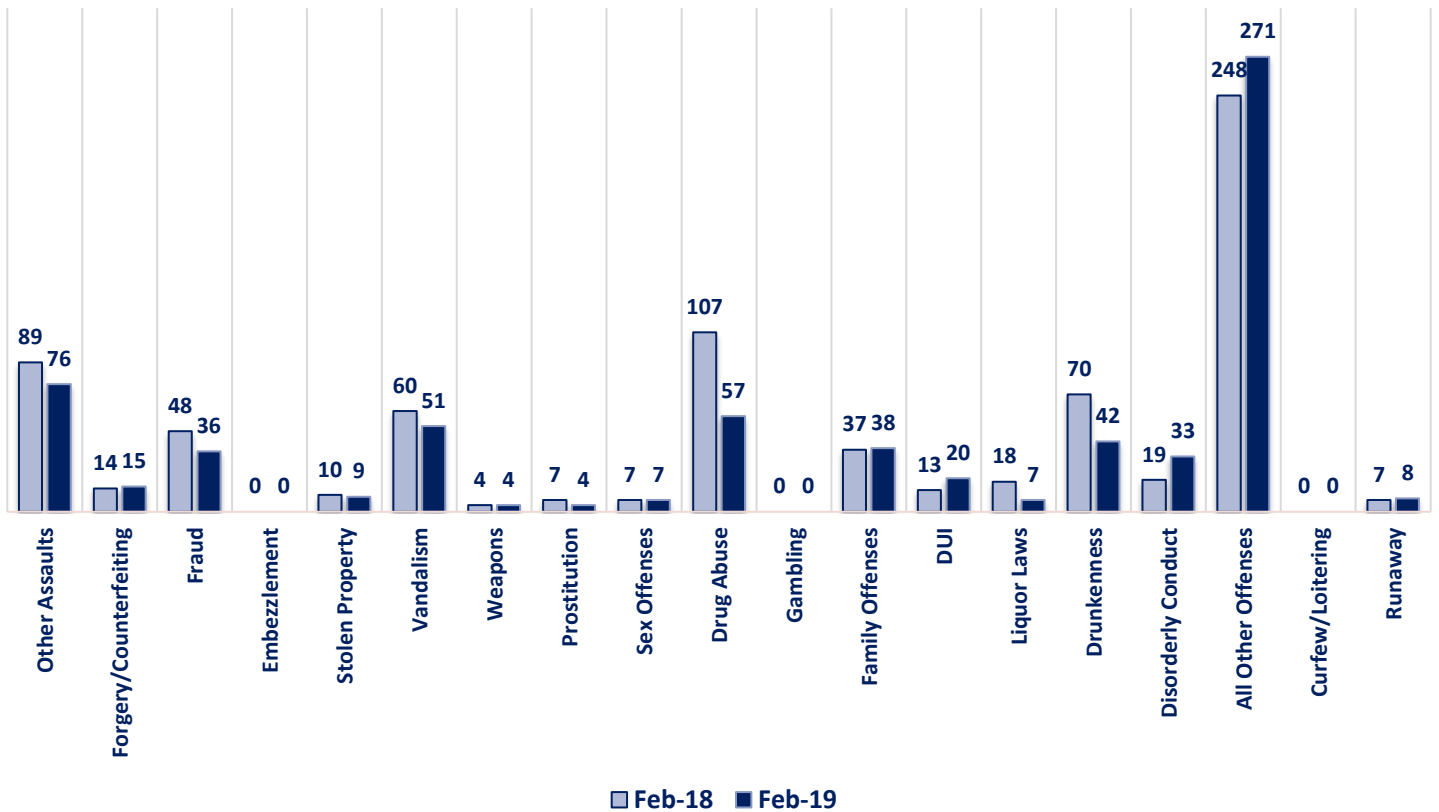
**FEBRUARY 2019 - PART I & II OFFENSE PERCENTAGES**



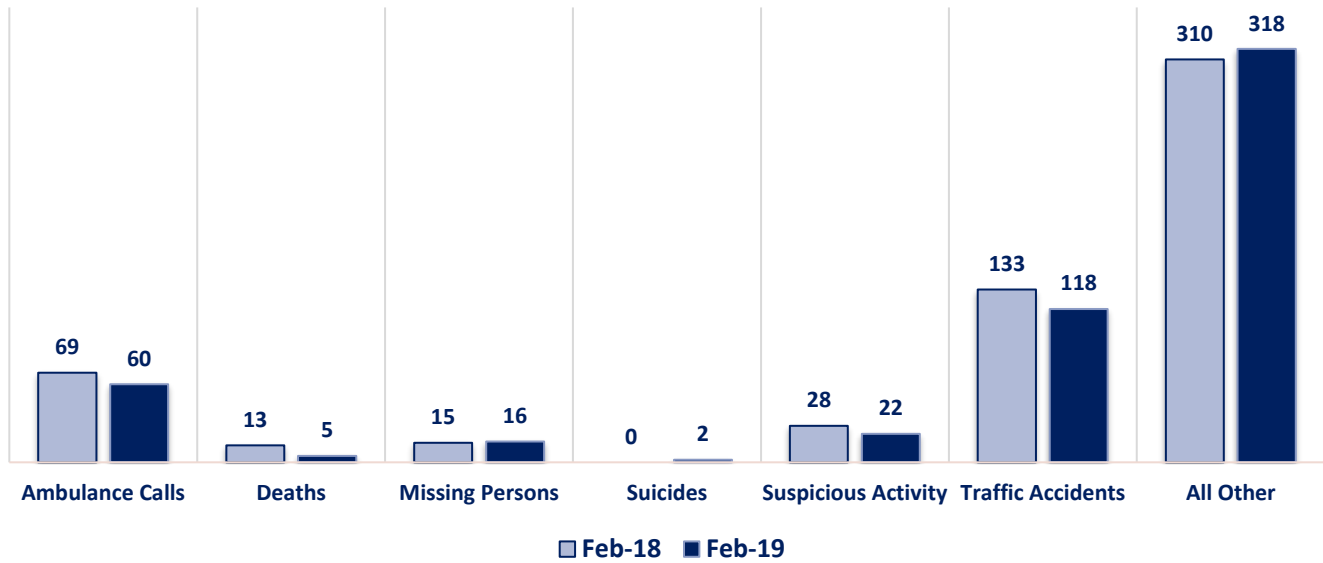
**Part I Offenses**



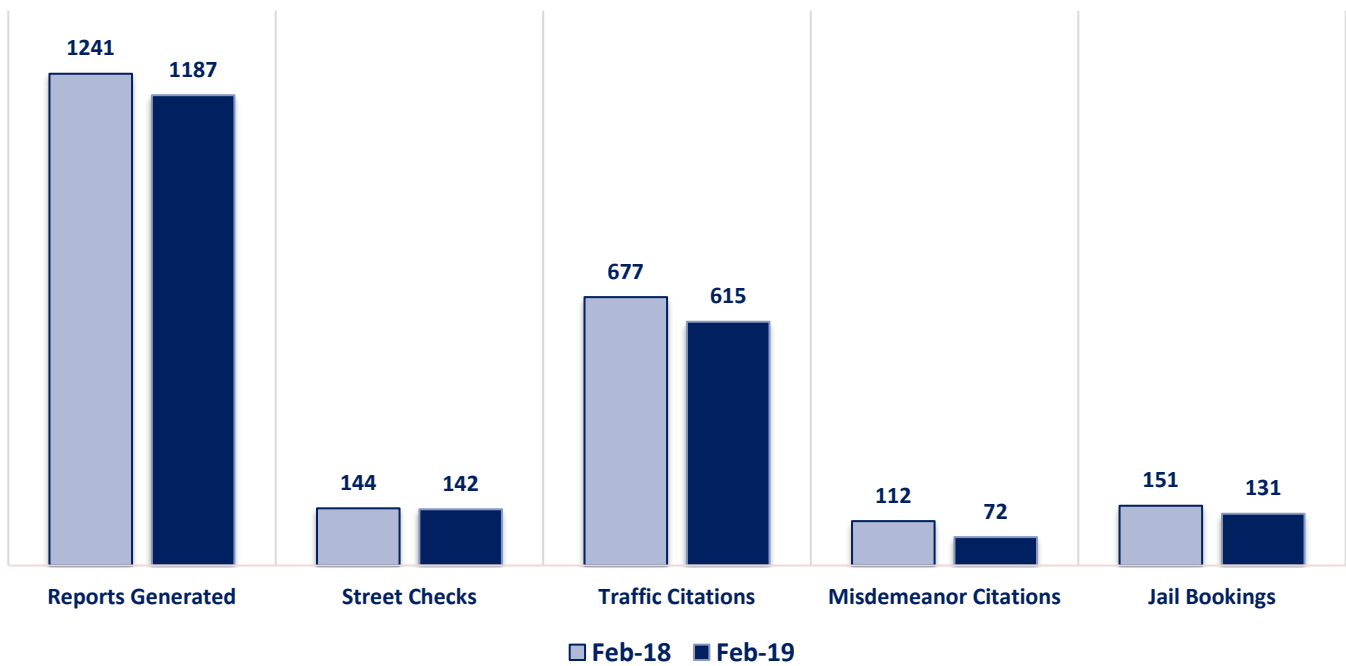
**Part II Offenses**



### Non-UCR Offenses

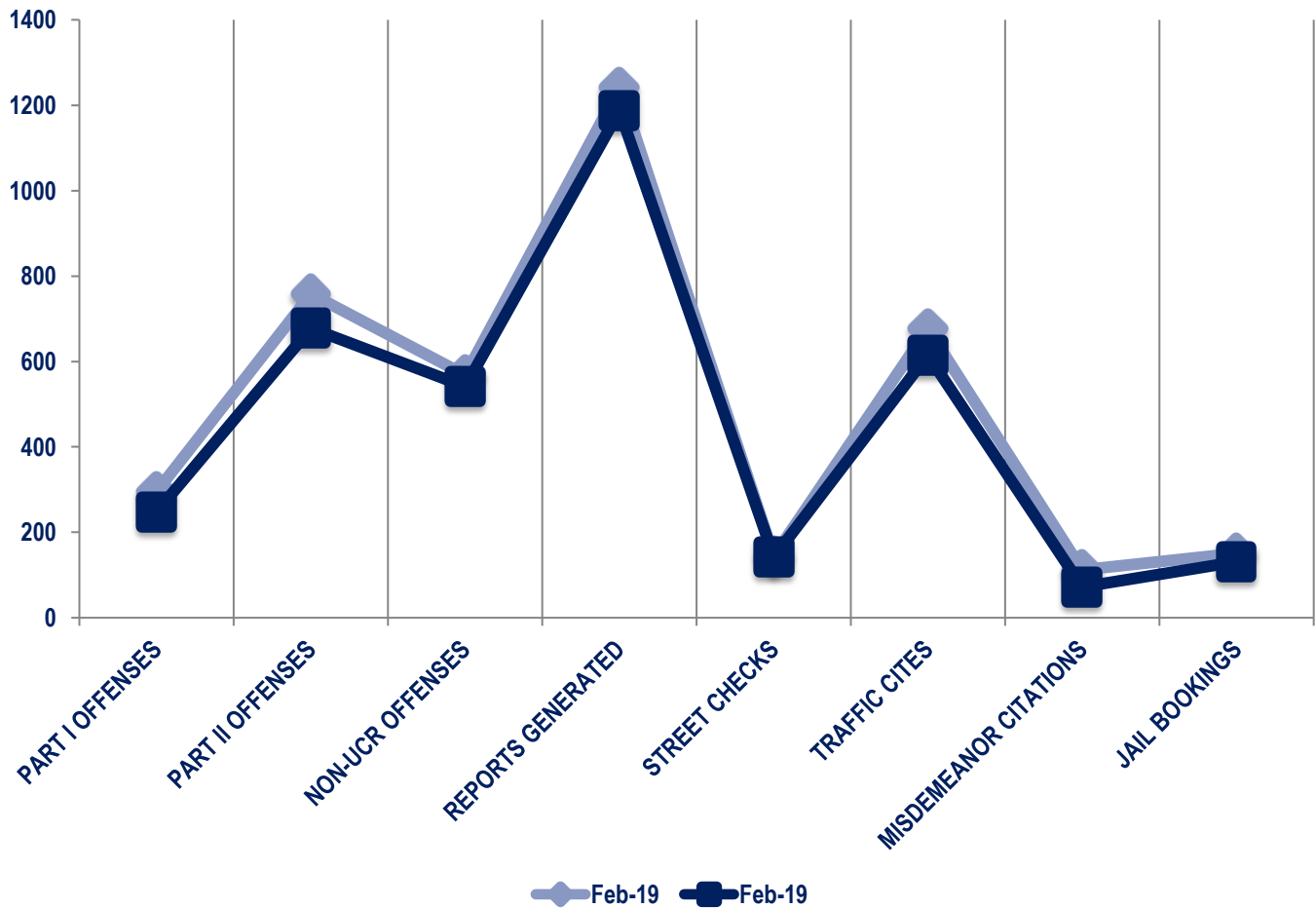


### Other Event Totals



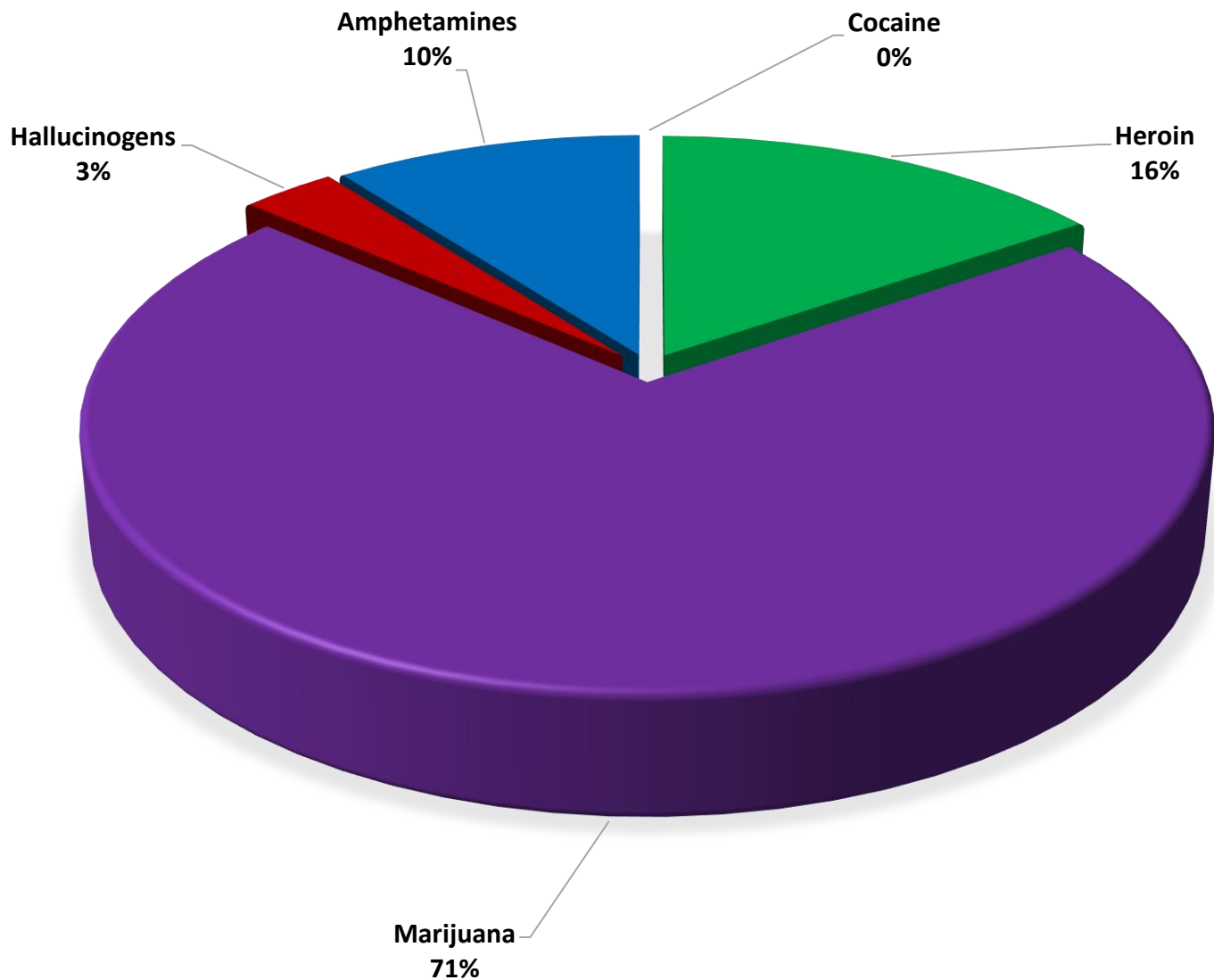
### Combined Offense/Event Trends

	FEB 2018	FEB 2019
<b>Part I Offenses</b>	295	248
<b>Part II Offenses</b>	758	678
<b>NonUCR Offenses</b>	568	541
<b>Reports Generated</b>	1241	1187
<b>Street Checks</b>	144	142
<b>Traffic Citations</b>	677	615
<b>Misdemeanor Citations</b>	112	72
<b>Jail Bookings</b>	151	131



### Seized Drugs

TYPE	DOSES	STREET VALUE
Cocaine	0.0	\$ -
Heroin	445.7	\$ 4,456.50
Marijuana	2049.6	\$ 12,297.86
Hallucinogens	92.1	\$ 184.18
Amphetamines	299.2	\$ 2,991.50
<b>TOTAL</b>	<b>2886.5</b>	<b>\$ 19,930.04</b>



**Part I & II Offenses - One Year**

