



CITY COUNCIL DISTRICT #4 MONTHLY OFFENSE SUMMARY

MARCH 2019

These figures represent preliminary counts of original Police Incident Reports and include all offenses within the above listed City Council District only. Full statistical analysis to determine the confidence level of this data has not been performed. The results contained herein are approximate in relation to the listed area and may not fully coincide with data shown in other areas of SLCPD's Crime Statistics page such as Calls for Service, Crimes Trending, and Crime Reports due to and reflective of departmental procedures that were in place at the time the event occurred and the date this data was compiled. Results displayed are not distinguished as attempted or completed crimes, do not include other calls for police service, and only represent police service where a report was made. Police Incident Reports are classified by primary offense categories as defined by the Uniform Crime Reporting (UCR) system, however for this report all offenses are included, and each incident may have more than one offense listed on it. In cases where there is more than one offense listed, all offenses are counted individually. Although every reasonable verification effort is made, the accuracy of any data is subject to the constraints of the report generation process as well as the manner, format, and point in time of any query.

- PART I OFFENSES:** Chosen by the FBI as Part I Offenses because they are serious crimes that occur with regularity in all areas of the country and are likely to be reported to Police.

- PART II OFFENSES:** All other crimes other than the eight Part I Offenses. The Uniform Crime Reporting Program gathers only arrest data for Part II Offenses, however, SLCPD results displayed in this document display all Part II Offenses, regardless of the presence of arrest data.

- ALL OTHER OFFENSES:** Under the Part II Offense section, 'All Other Offenses' include Peeping Tom, Trespass, Kidnap/Abduction, Pornography, Extortion/Blackmail, Bribery, Warrants, Sexual Offenses, Obstruction, Public Peace, and Hit & Run.

- NON-UCR OFFENSES:** Non-UCR Offenses include reports for all other offenses not classified as a Part I or Part II Offense. Results displayed separate some of these offenses such as Ambulance Calls, Deaths, Missing Persons, Suicides, Suspicious Activity, and Traffic Accidents.

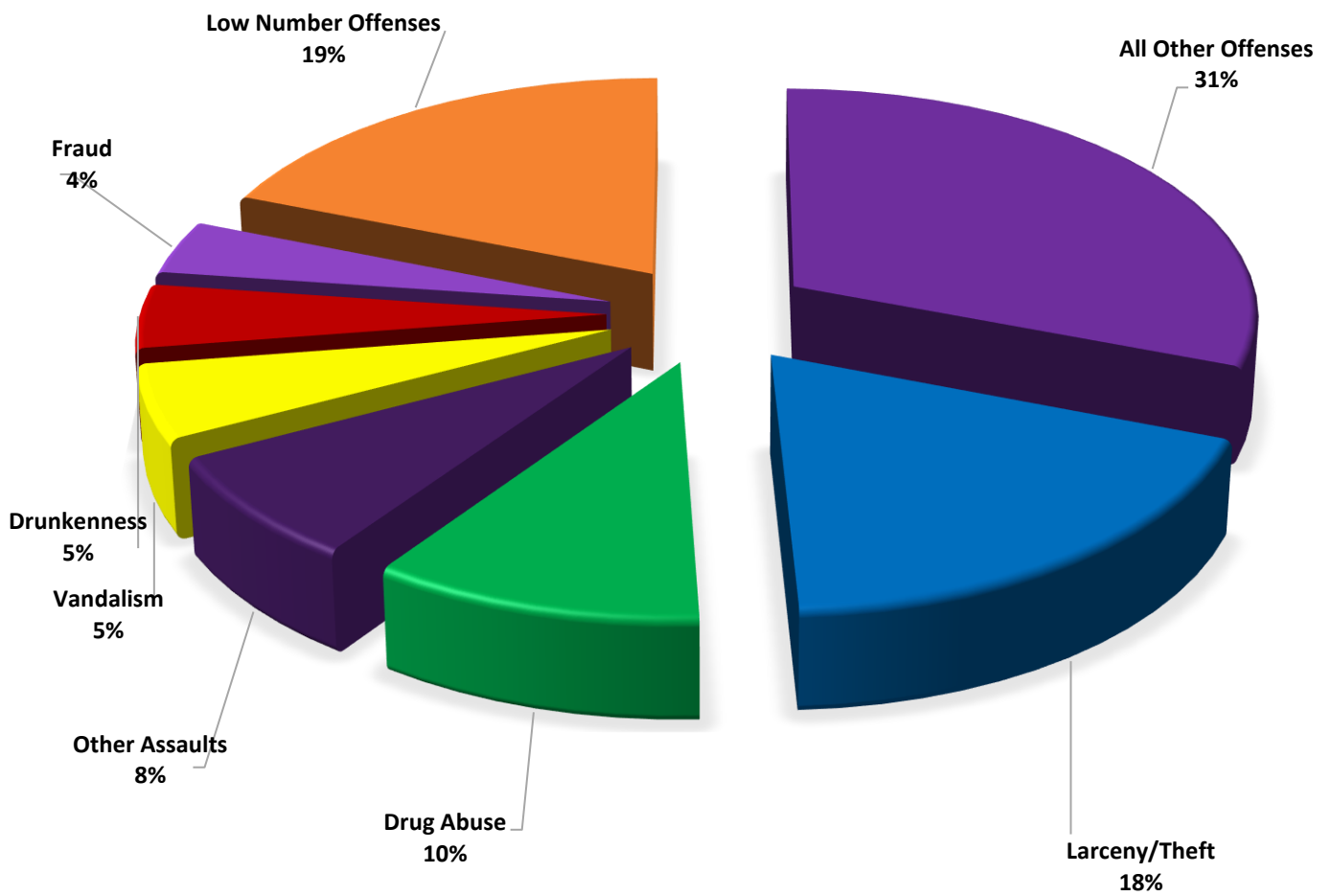
- ALL OTHER NON-UCR:** Under the Non-UCR category, 'All Other' include the remainder of offenses not classified as Part I or Part II and not separated from the Non-UCR Offenses. These include things such as Loud Parties, Barking Dogs, Mentally Ill Subjects, Citizen Assistance, etc.

- LOW NUMBER OFFENSES:** On page two, in the interest of space and allowing for easier viewing, the category titled 'Low Number Offenses' include Part I and Part II Offenses from page one that have totals under the amount of 36.

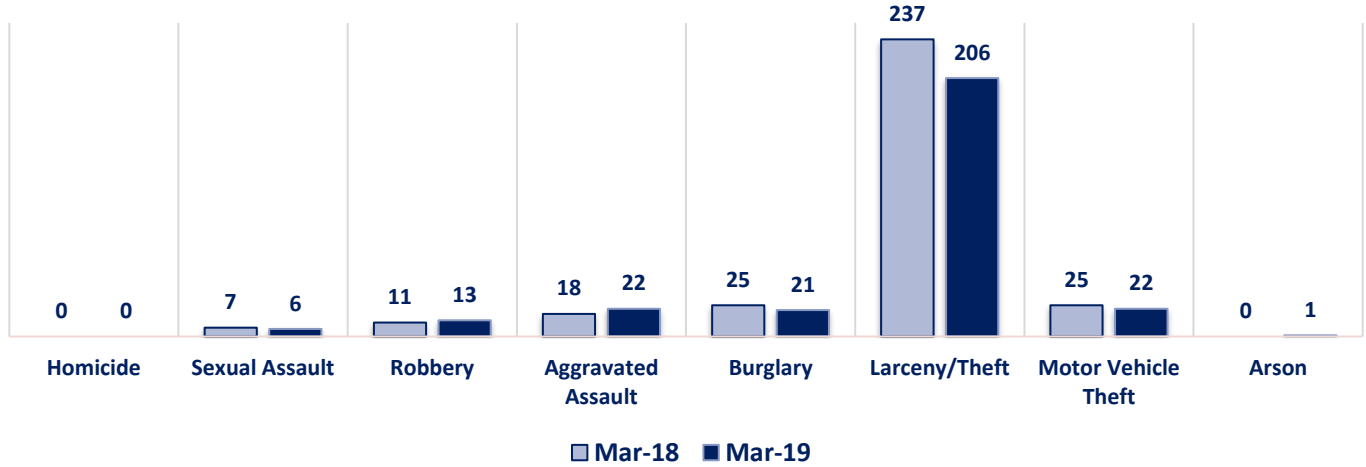
Offenses

		OFFENSE	MAR 18	MAR 19	OFFENSE	MAR 18	MAR 19
PART I OFFENSES		Homicide	0	0	Other Assaults	96	85
		Sexual Assault	7	6	Forgery/Counterfeit	8	14
		Robbery	11	13	Fraud	35	43
		Aggravated Assault	18	22	Embezzlement	1	0
		Burglary	25	21	Stolen Property	4	6
		Larceny/Theft	237	206	Vandalism	48	59
		Motor Vehicle Theft	25	22	Weapons	0	5
		Arson	0	1	Prostitution	6	3
	PART I TOTALS	323	291	Sex Offenses	5	11	
NON-UCR OFFENSES		Ambulance Calls	59	90	Drug Abuse	101	115
		Deaths	9	5	Gambling	0	0
		Missing Persons	16	5	Family Offenses	53	36
		Suicides	0	1	DUI	15	15
		Suspicious Activity	30	28	Liquor Laws	16	9
		Traffic Accidents	109	99	Drunkenness	82	51
		All Other	345	313	Disorderly Conduct	14	23
		NON-UCR TOTALS	568	541	All Other Offenses	279	343
TOTALS		PART I OFFENSES	323	291	Curfew/Loitering	0	1
		PART II OFFENSES	773	822	Runaway	10	3
		NON-UCR OFFENSES	568	541	PART II TOTALS	773	822
		TOTAL	1664	1654			

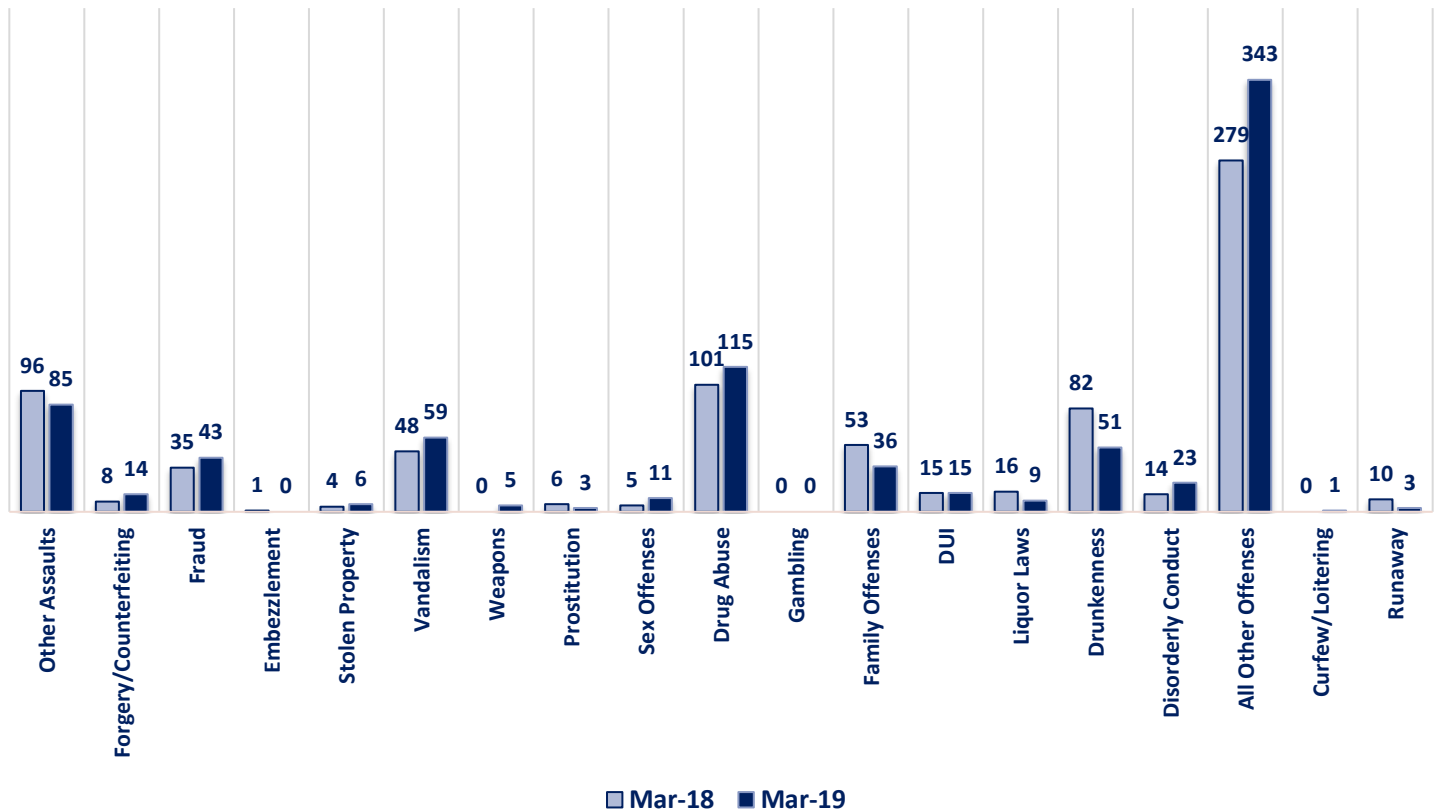
MARCH 2019- PART I & II OFFENSE PERCENTAGES



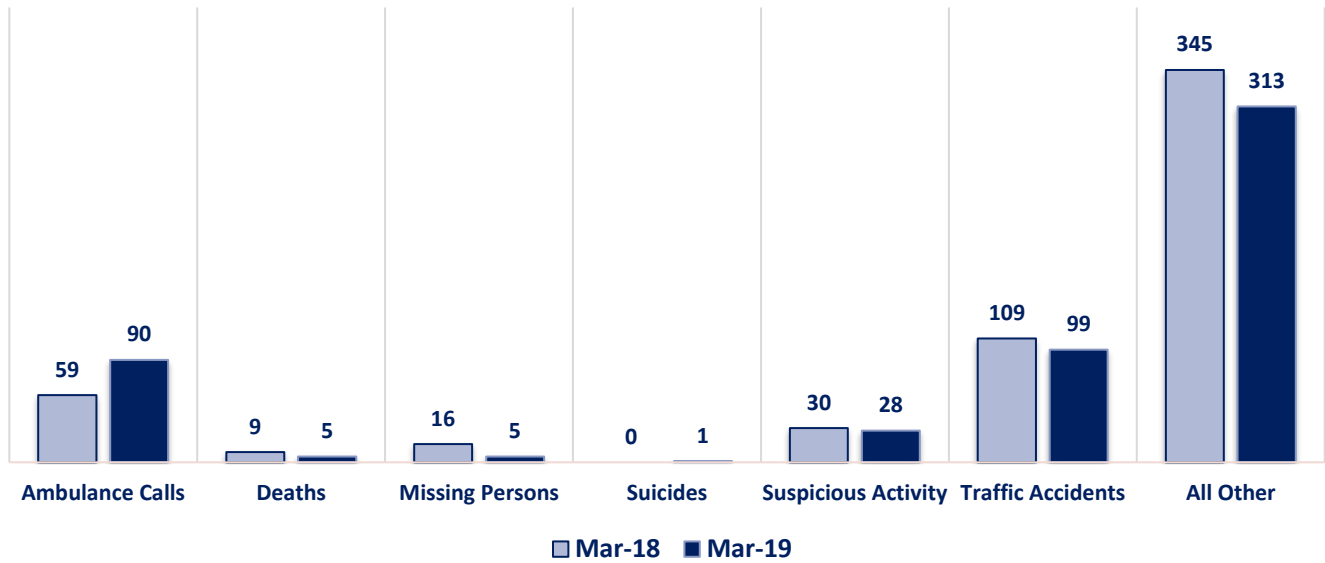
Part I Offenses



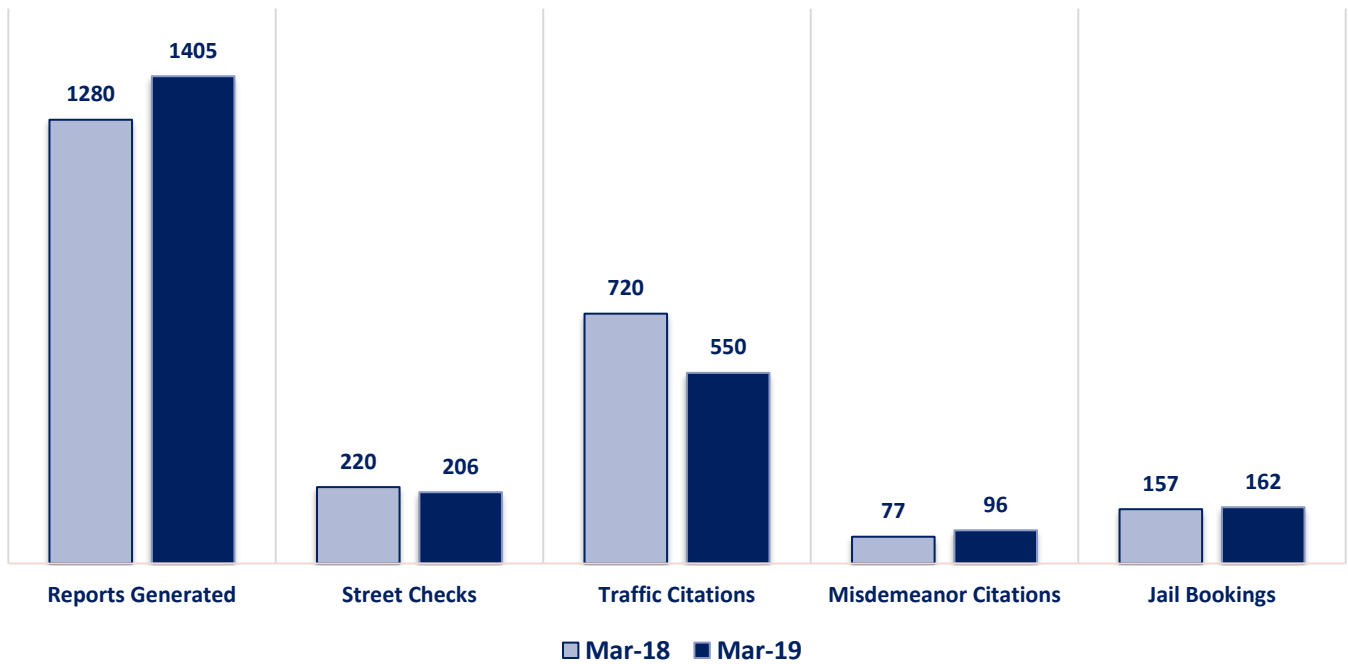
Part II Offenses



Non-UCR Offenses

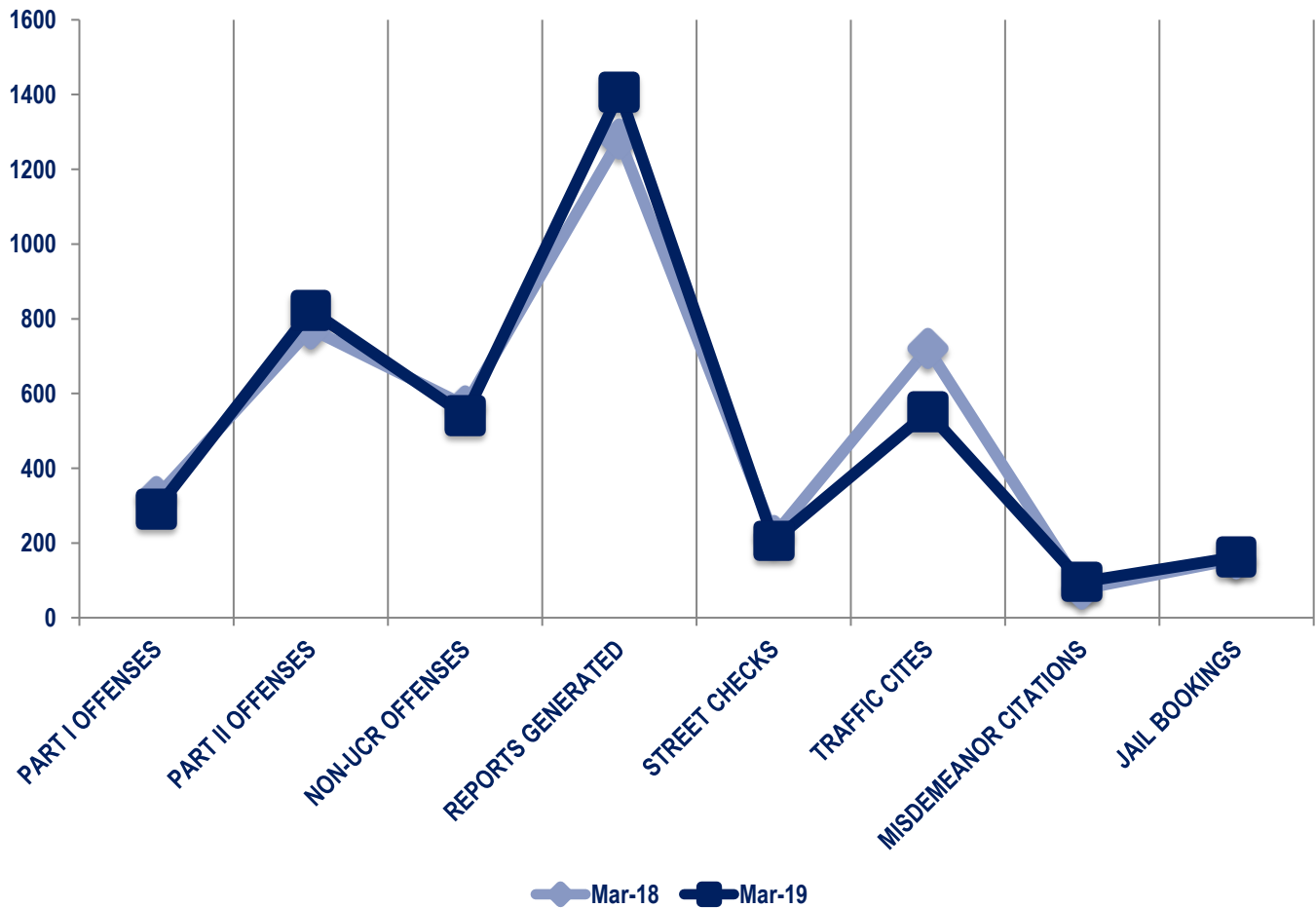


Other Event Totals



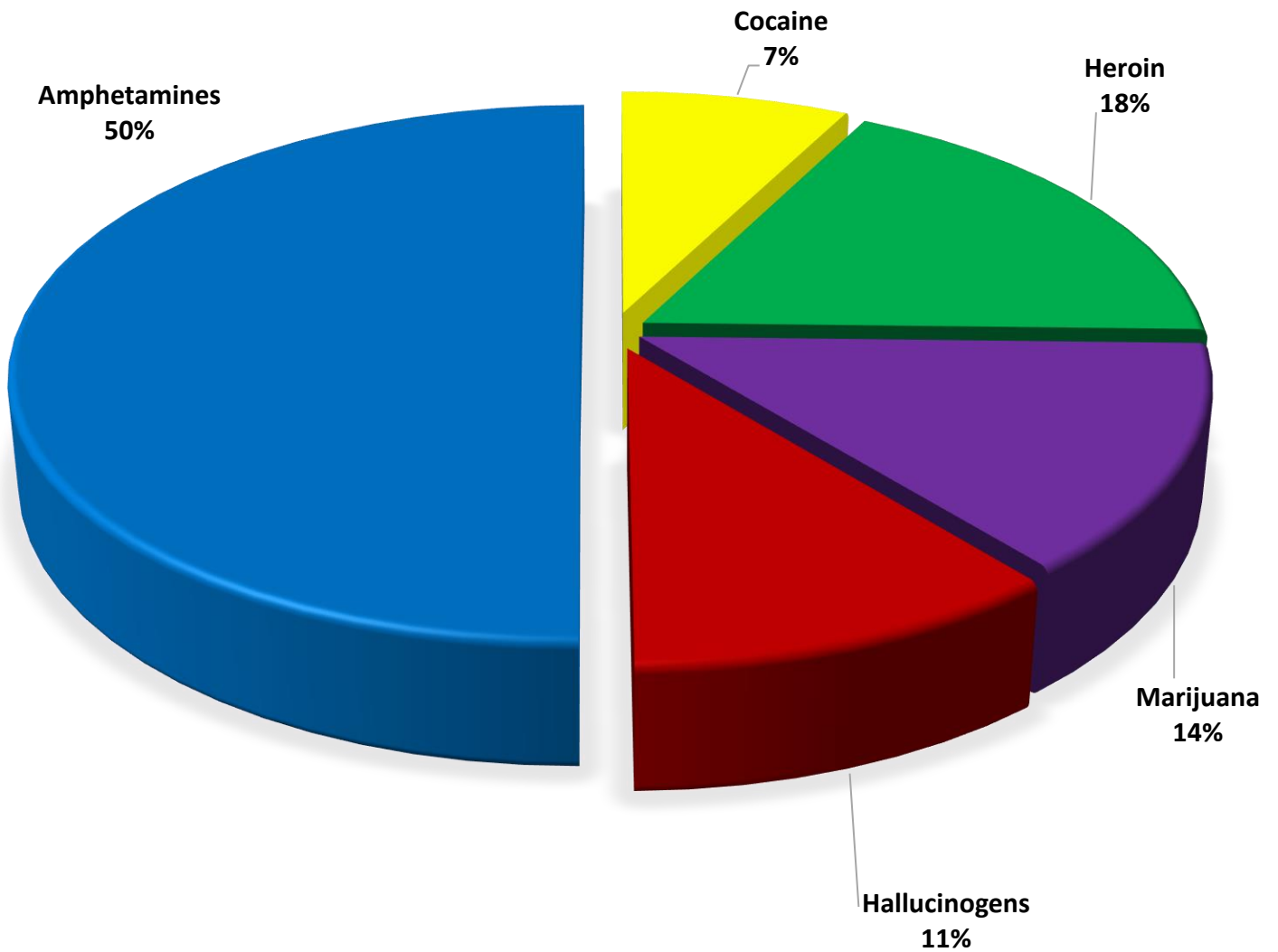
Combined Offense/Event Trends

	MARCH 2018	MARCH 2019
Part I Offenses	323	291
Part II Offenses	773	822
NonUCR Offenses	568	541
Reports Generated	1280	1405
Street Checks	220	206
Traffic Citations	720	550
Misdemeanor Citations	77	96
Jail Bookings	157	162



Seized Drugs

TYPE	DOSES	STREET VALUE	
Cocaine	141.0	\$	1,410.00
Heroin	331.5	\$	3,315.10
Marijuana	255.3	\$	1,531.78
Hallucinogens	200.7	\$	401.36
Amphetamines	932.8	\$	9,328.40
TOTAL	1861.3	\$	15,986.64



Part I & II Offenses - One Year

