



CITY COUNCIL DISTRICT #5 MONTHLY OFFENSE SUMMARY

APRIL 2019

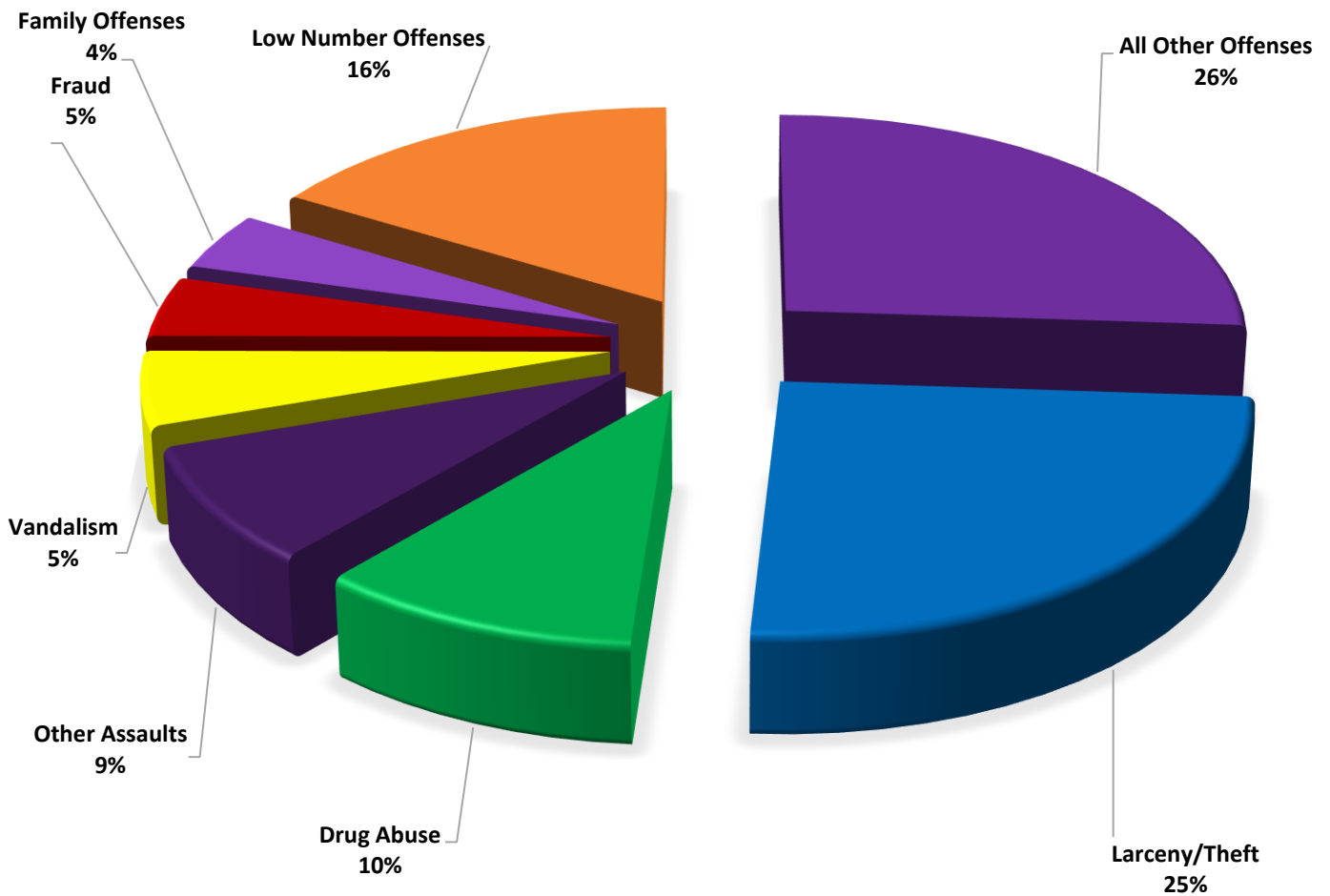
These figures represent preliminary counts of original Police Incident Reports and include all offenses within the above listed City Council District only. Full statistical analysis to determine the confidence level of this data has not been performed. The results contained herein are approximate in relation to the listed area and may not fully coincide with data shown in other areas of SLCPD's Crime Statistics page such as Calls for Service, Crimes Trending, and Crime Reports due to and reflective of departmental procedures that were in place at the time the event occurred and the date this data was compiled. Results displayed are not distinguished as attempted or completed crimes, do not include other calls for police service, and only represent police service where a report was made. Police Incident Reports are classified by primary offense categories as defined by the Uniform Crime Reporting (UCR) system, however for this report all offenses are included, and each incident may have more than one offense listed on it. In cases where there is more than one offense listed, all offenses are counted individually. Although every reasonable verification effort is made, the accuracy of any data is subject to the constraints of the report generation process as well as the manner, format, and point in time of any query.

-
- PART I OFFENSES:** Chosen by the FBI as Part I Offenses because they are serious crimes that occur with regularity in all areas of the country and are likely to be reported to Police.
- PART II OFFENSES:** All other crimes other than the eight Part I Offenses. The Uniform Crime Reporting Program gathers only arrest data for Part II Offenses, however, SLCPD results displayed in this document display all Part II Offenses, regardless of the presence of arrest data.
- ALL OTHER OFFENSES:** Under the Part II Offense section, 'All Other Offenses' include Peeping Tom, Trespass, Kidnap/Abduction, Pornography, Extortion/Blackmail, Bribery, Warrants, Sexual Offenses, Obstruction, Public Peace, and Hit & Run.
- NON-UCR OFFENSES:** Non-UCR Offenses include reports for all other offenses not classified as a Part I or Part II Offense. Results displayed separate some of these offenses such as Ambulance Calls, Deaths, Missing Persons, Suicides, Suspicious Activity, and Traffic Accidents.
- ALL OTHER NON-UCR:** Under the Non-UCR category, 'All Other' include the remainder of offenses not classified as Part I or Part II and not separated from the Non-UCR Offenses. These include things such as Loud Parties, Barking Dogs, Mentally Ill Subjects, Citizen Assistance, etc.
- LOW NUMBER OFFENSES:** On page two, in the interest of space and allowing for easier viewing, the category titled 'Low Number Offenses' include Part I and Part II Offenses from page one that have totals under the amount of 13.

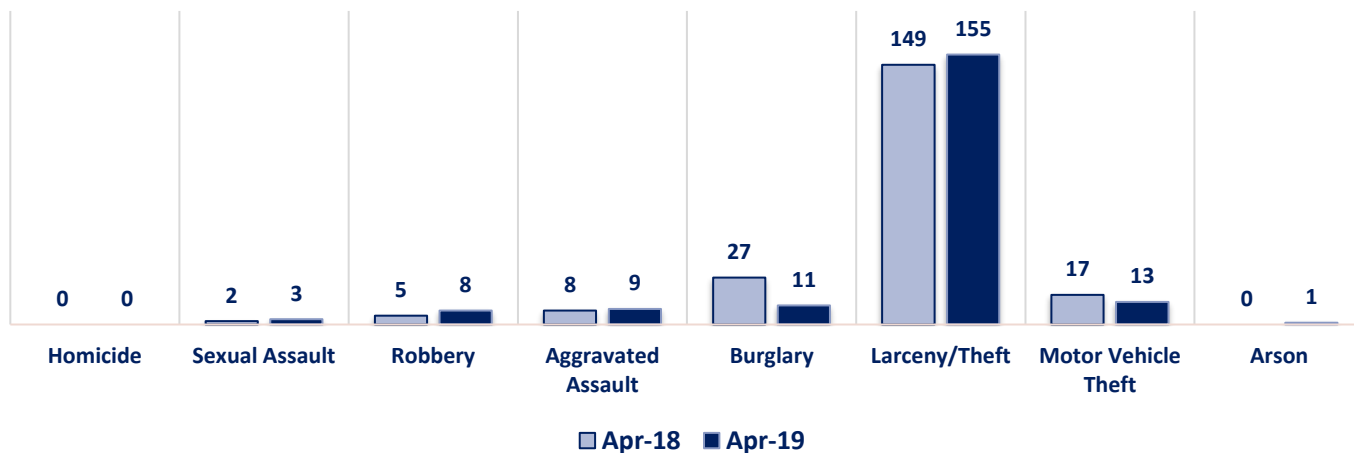
Offenses

		OFFENSE	APR 18	APR 19	OFFENSE	APR 18	APR 19
PART I OFFENSES		Homicide	0	0	Other Assaults	41	52
		Sexual Assault	2	3	Forgery/Counterfeit	5	4
		Robbery	5	8	Fraud	21	27
		Aggravated Assault	8	9	Embezzlement	0	0
		Burglary	27	11	Stolen Property	5	5
		Larceny/Theft	149	155	Vandalism	47	33
		Motor Vehicle Theft	17	13	Weapons	7	6
		Arson	0	1	Prostitution	15	9
	PART I TOTALS	208	200	Sex Offenses	2	2	
NON-UCR OFFENSES		Ambulance Calls	26	23	Drug Abuse	144	63
		Deaths	6	5	Gambling	0	0
		Missing Persons	3	8	Family Offenses	25	26
		Suicides	0	1	DUI	11	8
		Suspicious Activity	14	13	Liquor Laws	4	1
		Traffic Accidents	59	72	Drunkenness	19	5
		All Other	230	183	Disorderly Conduct	8	5
		NON-UCR TOTALS	338	305	All Other Offenses	230	161
TOTALS		PART I OFFENSES	208	200	Curfew/Loitering	0	0
		PART II OFFENSES	585	418	Runaway	1	11
		NON-UCR OFFENSES	338	305	PART II TOTALS	585	418
		TOTAL	1131	923			

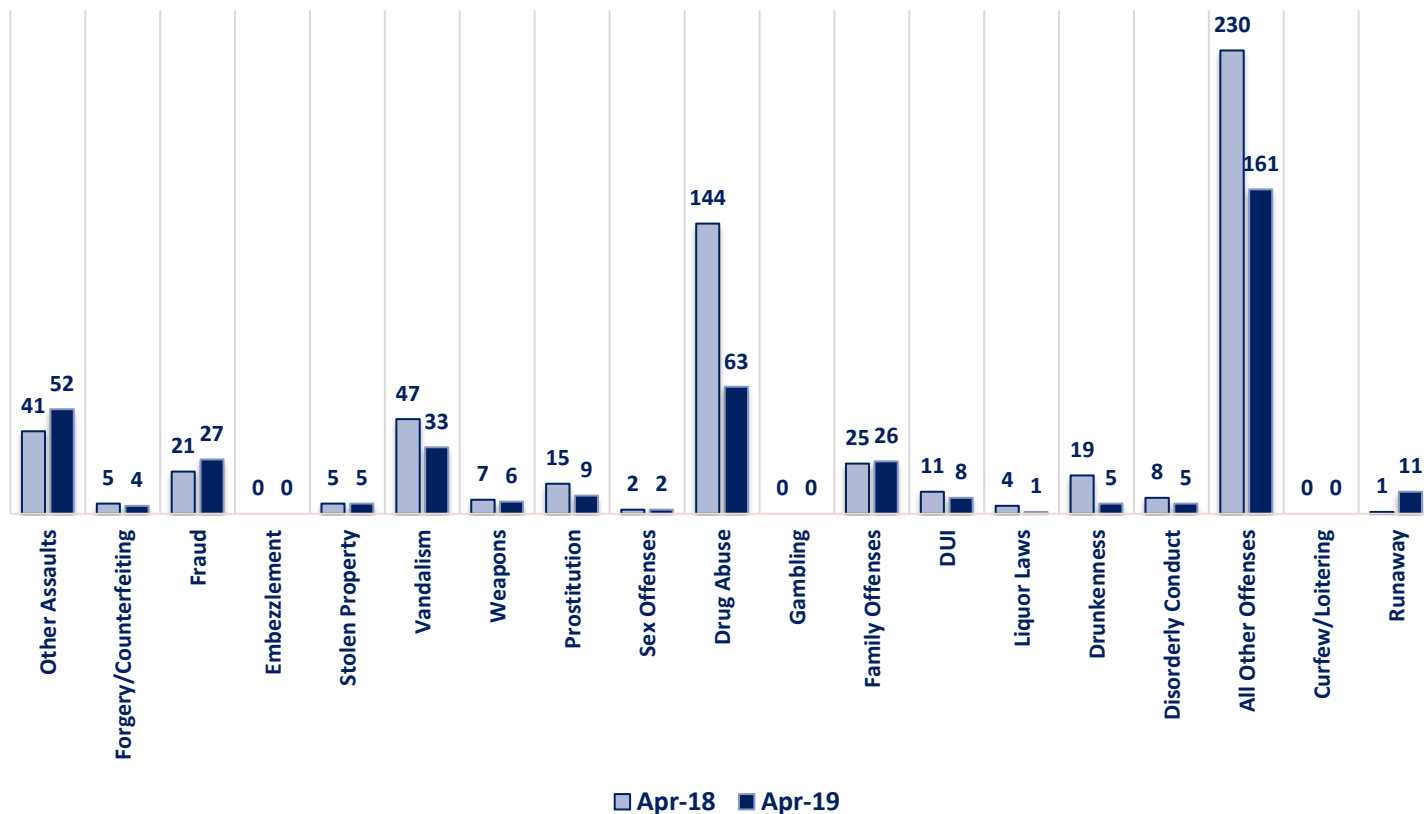
APRIL 2019 - PART I & II OFFENSE PERCENTAGES



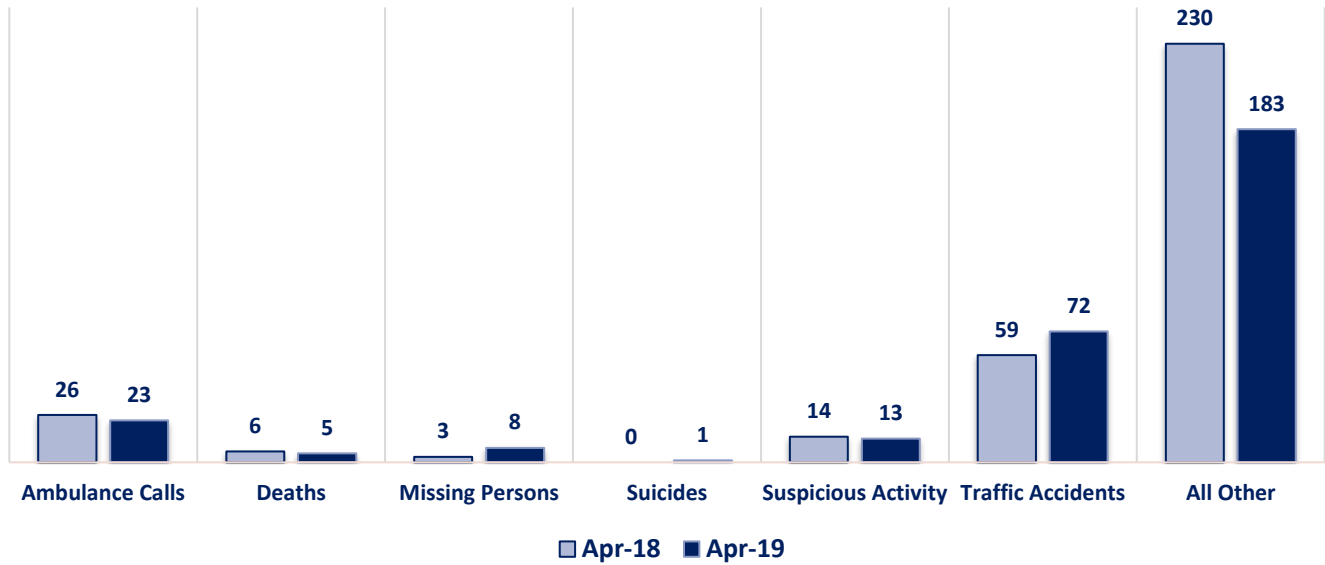
Part I Offenses



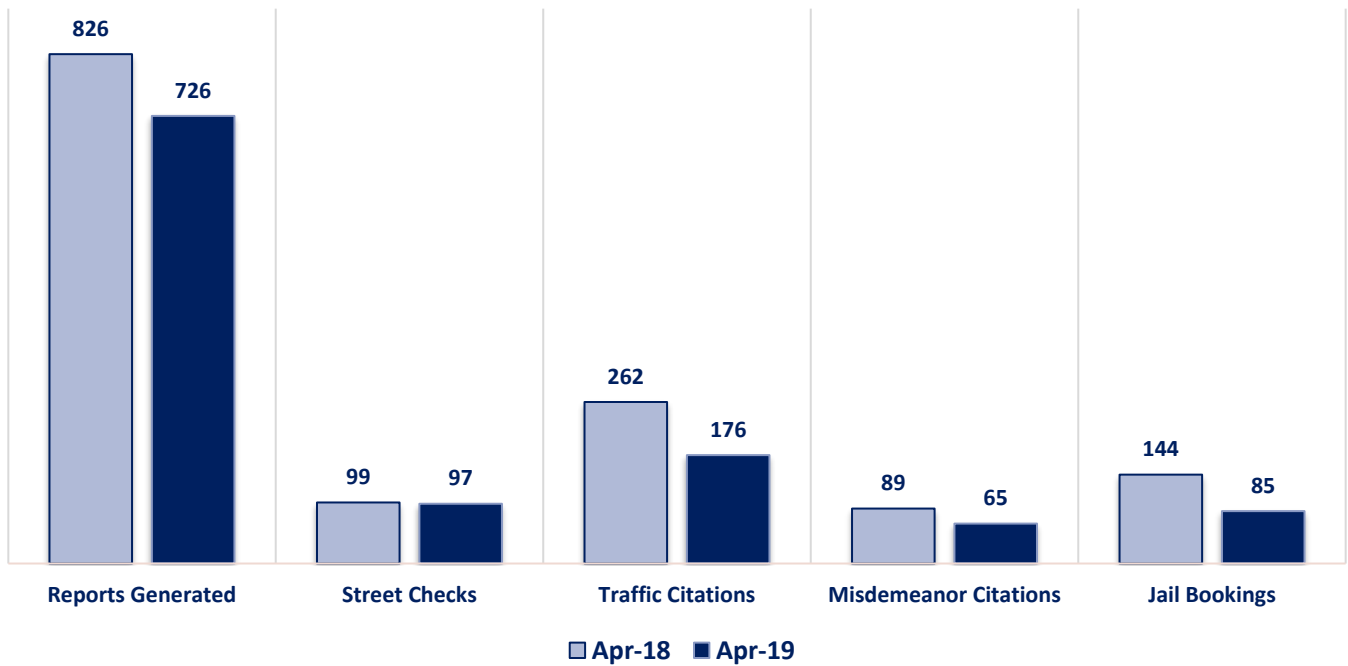
Part II Offenses



Non-UCR Offenses

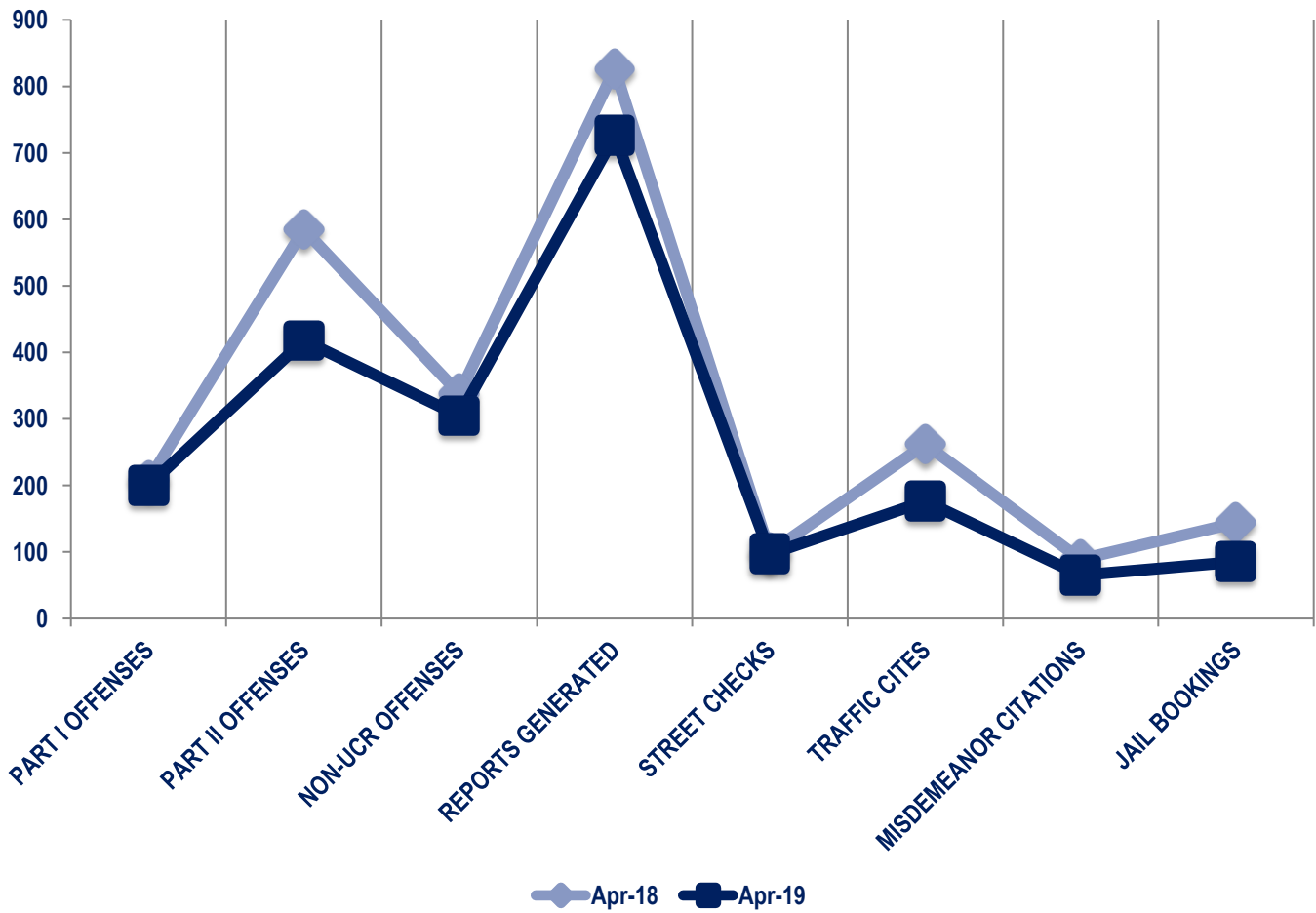


Other Event Totals



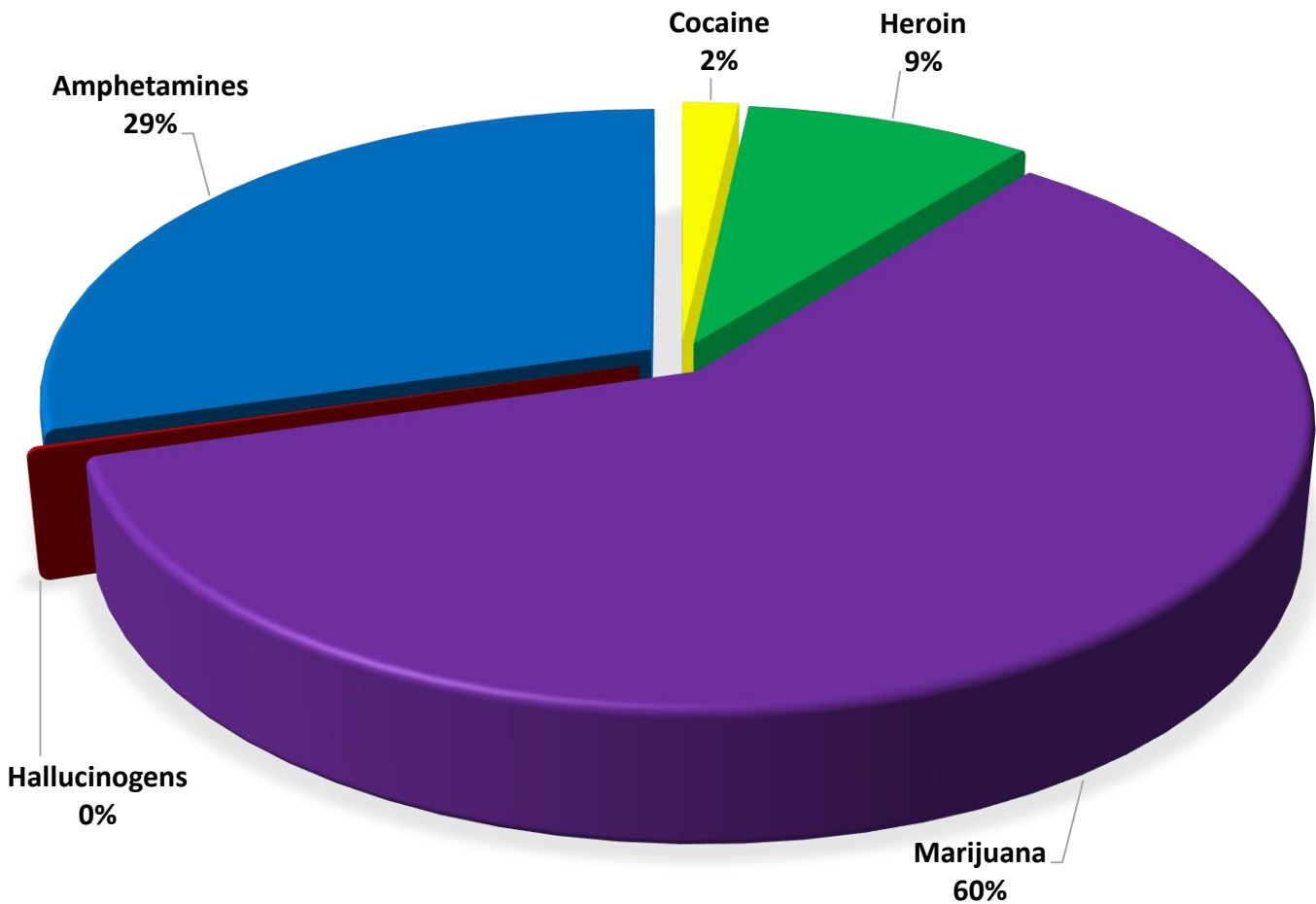
Combined Offense/Event Trends

	APR 2018	APR 2019
Part I Offenses	208	200
Part II Offenses	585	418
NonUCR Offenses	338	305
Reports Generated	826	726
Street Checks	99	97
Traffic Citations	262	176
Misdemeanor Citations	89	65
Jail Bookings	144	85



Seized Drugs

TYPE	DOSES	STREET VALUE
Cocaine	180.0	\$ 1,800.00
Heroin	912.0	\$ 9,120.00
Marijuana	6156.7	\$ 36,939.94
Hallucinogens	15.9	\$ 31.75
Amphetamines	3038.2	\$ 30,381.50
TOTAL	10302.7	\$ 78,273.19



Part I & II Offenses - One Year

