



CITY COUNCIL DISTRICT #5 MONTHLY OFFENSE SUMMARY

MARCH 2019

These figures represent preliminary counts of original Police Incident Reports and include all offenses within the above listed City Council District only. Full statistical analysis to determine the confidence level of this data has not been performed. The results contained herein are approximate in relation to the listed area and may not fully coincide with data shown in other areas of SLCPD's Crime Statistics page such as Calls for Service, Crimes Trending, and Crime Reports due to and reflective of departmental procedures that were in place at the time the event occurred and the date this data was compiled. Results displayed are not distinguished as attempted or completed crimes, do not include other calls for police service, and only represent police service where a report was made. Police Incident Reports are classified by primary offense categories as defined by the Uniform Crime Reporting (UCR) system, however for this report all offenses are included, and each incident may have more than one offense listed on it. In cases where there is more than one offense listed, all offenses are counted individually. Although every reasonable verification effort is made, the accuracy of any data is subject to the constraints of the report generation process as well as the manner, format, and point in time of any query.

- PART I OFFENSES:** Chosen by the FBI as Part I Offenses because they are serious crimes that occur with regularity in all areas of the country and are likely to be reported to Police.

- PART II OFFENSES:** All other crimes other than the eight Part I Offenses. The Uniform Crime Reporting Program gathers only arrest data for Part II Offenses, however, SLCPD results displayed in this document display all Part II Offenses, regardless of the presence of arrest data.

- ALL OTHER OFFENSES:** Under the Part II Offense section, 'All Other Offenses' include Peeping Tom, Trespass, Kidnap/Abduction, Pornography, Extortion/Blackmail, Bribery, Warrants, Sexual Offenses, Obstruction, Public Peace, and Hit & Run.

- NON-UCR OFFENSES:** Non-UCR Offenses include reports for all other offenses not classified as a Part I or Part II Offense. Results displayed separate some of these offenses such as Ambulance Calls, Deaths, Missing Persons, Suicides, Suspicious Activity, and Traffic Accidents.

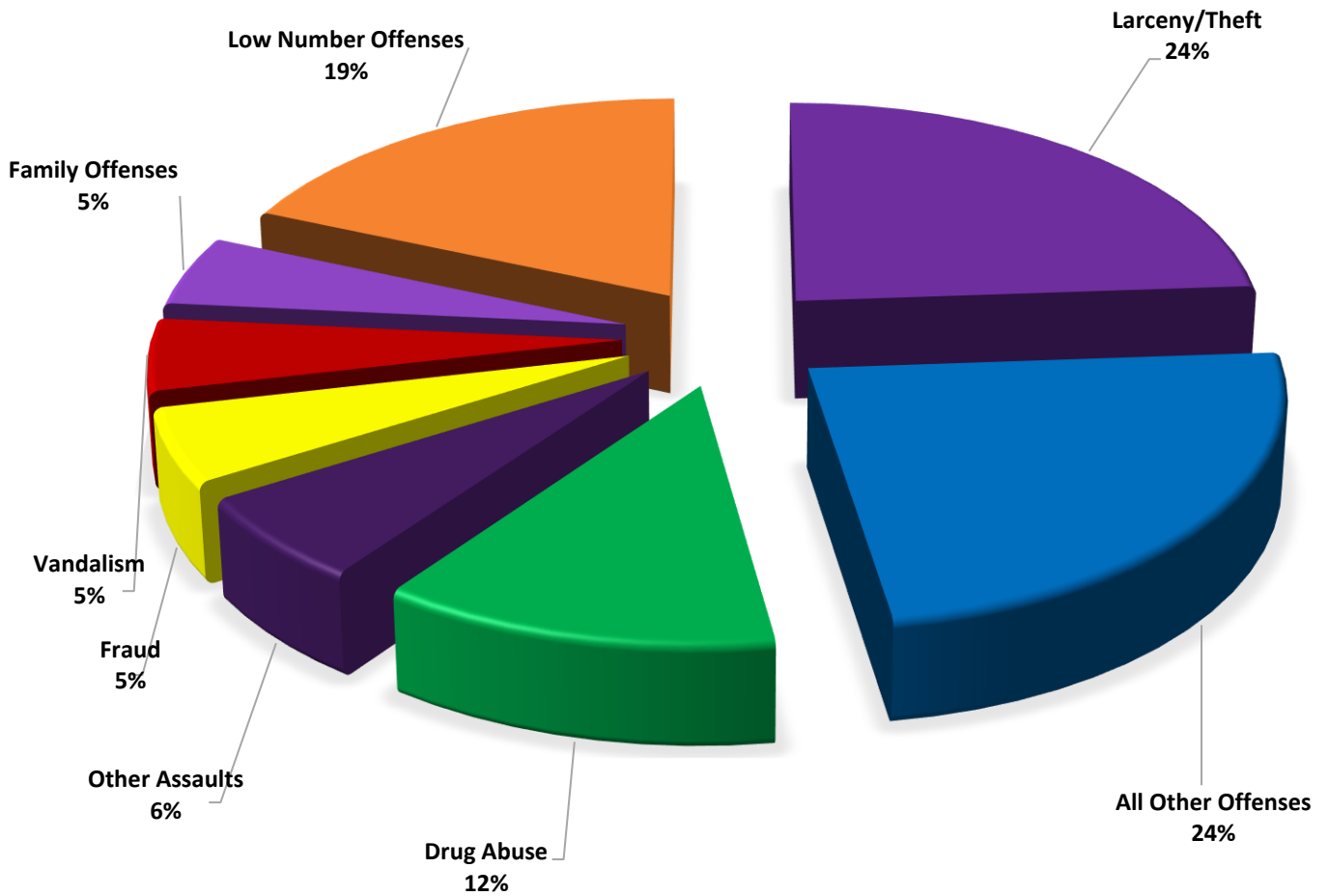
- ALL OTHER NON-UCR:** Under the Non-UCR category, 'All Other' include the remainder of offenses not classified as Part I or Part II and not separated from the Non-UCR Offenses. These include things such as Loud Parties, Barking Dogs, Mentally Ill Subjects, Citizen Assistance, etc.

- LOW NUMBER OFFENSES:** On page two, in the interest of space and allowing for easier viewing, the category titled 'Low Number Offenses' include Part I and Part II Offenses from page one that have totals under the amount of 26.

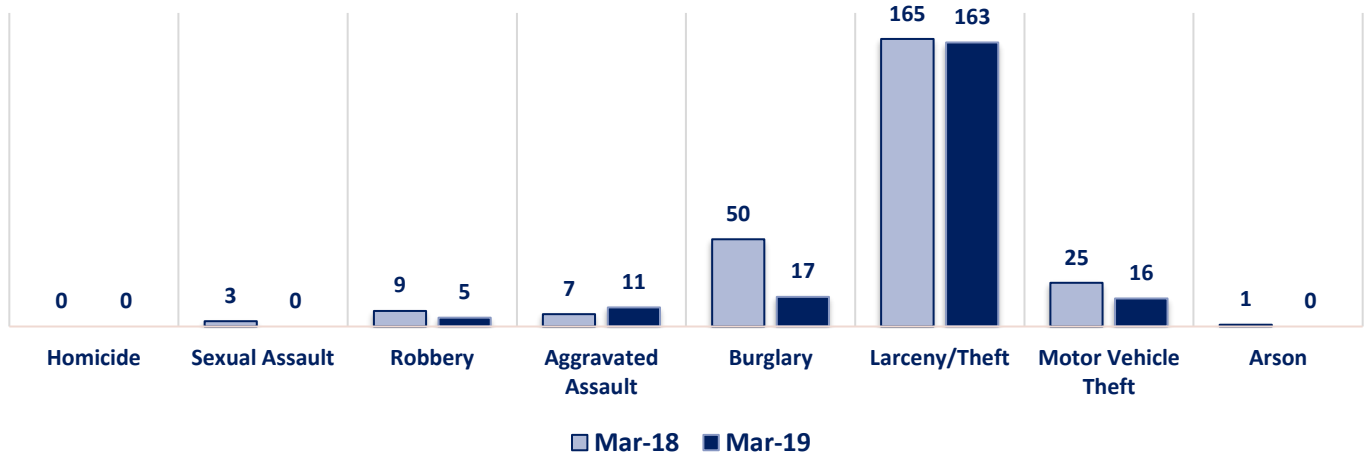
Offenses

		OFFENSE	MAR 18	MAR 19	OFFENSE	MAR 18	MAR 19
PART I OFFENSES		Homicide	0	0	Other Assaults	48	42
		Sexual Assault	3	0	Forgery/Counterfeit	12	2
		Robbery	9	5	Fraud	27	36
		Aggravated Assault	7	11	Embezzlement	0	0
		Burglary	50	17	Stolen Property	5	0
		Larceny/Theft	165	163	Vandalism	35	35
		Motor Vehicle Theft	25	16	Weapons	6	9
		Arson	1	0	Prostitution	14	14
	PART I TOTALS	260	212	Sex Offenses	3	2	
NON-UCR OFFENSES		Ambulance Calls	15	28	Drug Abuse	101	84
		Deaths	5	7	Gambling	0	0
		Missing Persons	6	7	Family Offenses	23	34
		Suicides	0	0	DUI	9	26
		Suspicious Activity	14	15	Liquor Laws	2	0
		Traffic Accidents	65	76	Drunkenness	18	8
		All Other	197	186	Disorderly Conduct	6	12
		NON-UCR TOTALS	302	319	All Other Offenses	197	162
TOTALS		PART I OFFENSES	260	212	Curfew/Loitering	0	0
		PART II OFFENSES	510	470	Runaway	4	4
		NON-UCR OFFENSES	302	319	PART II TOTALS	510	470
		TOTAL	1072	1001			

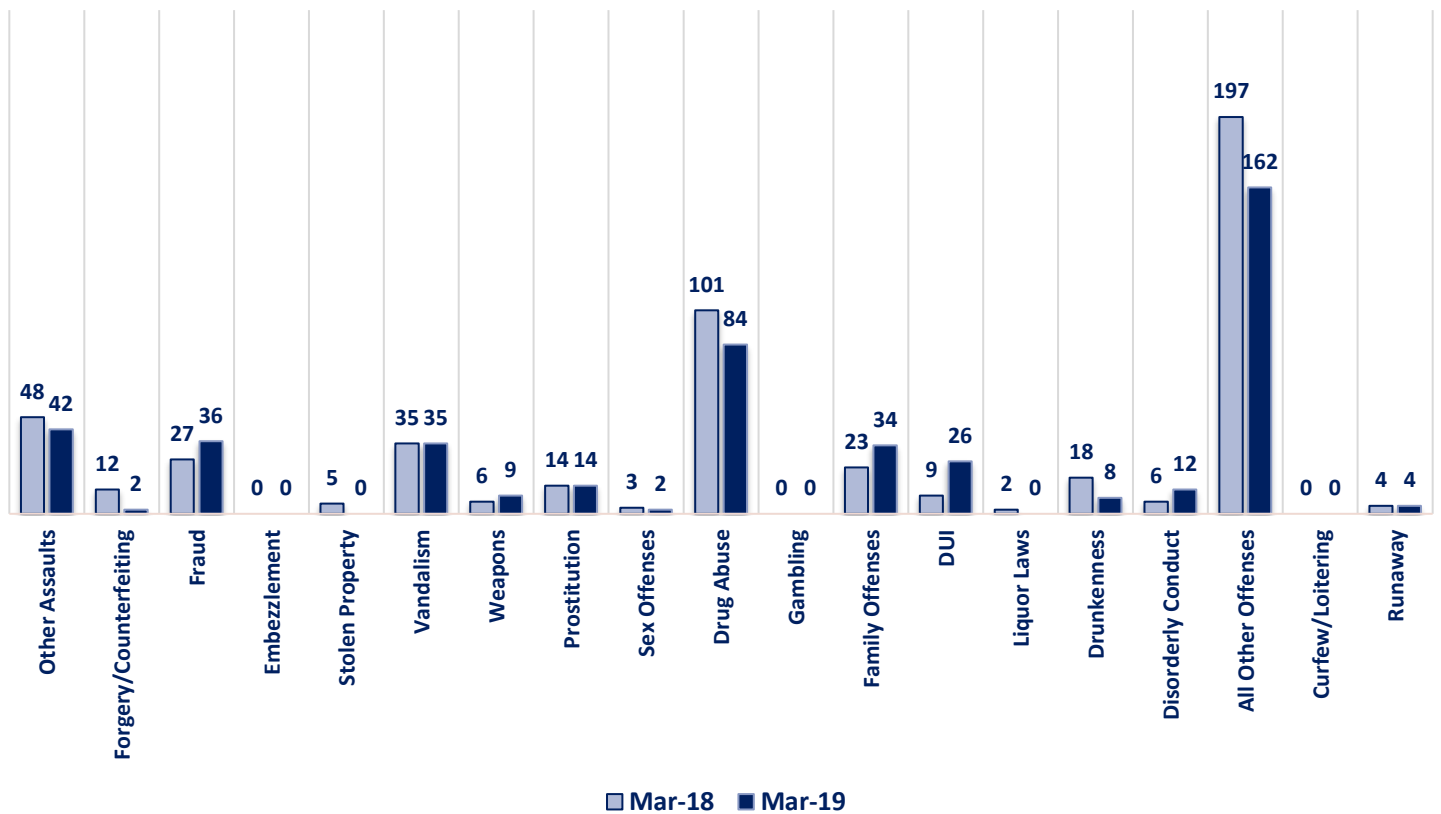
MARCH 2019- PART I & II OFFENSE PERCENTAGES



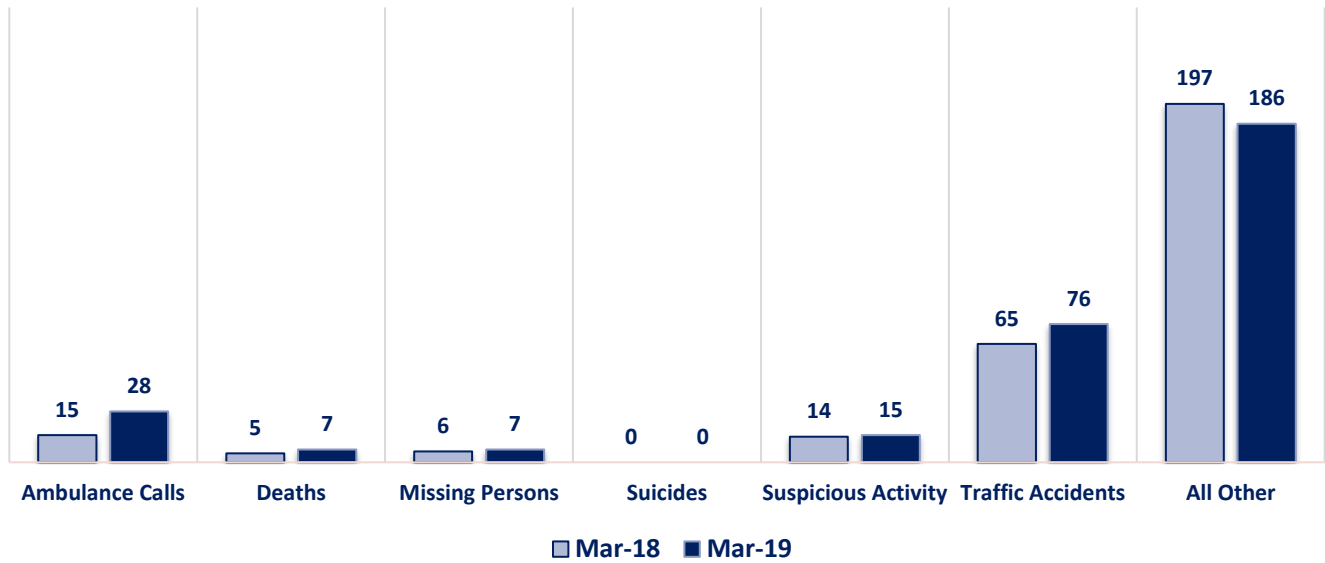
Part I Offenses



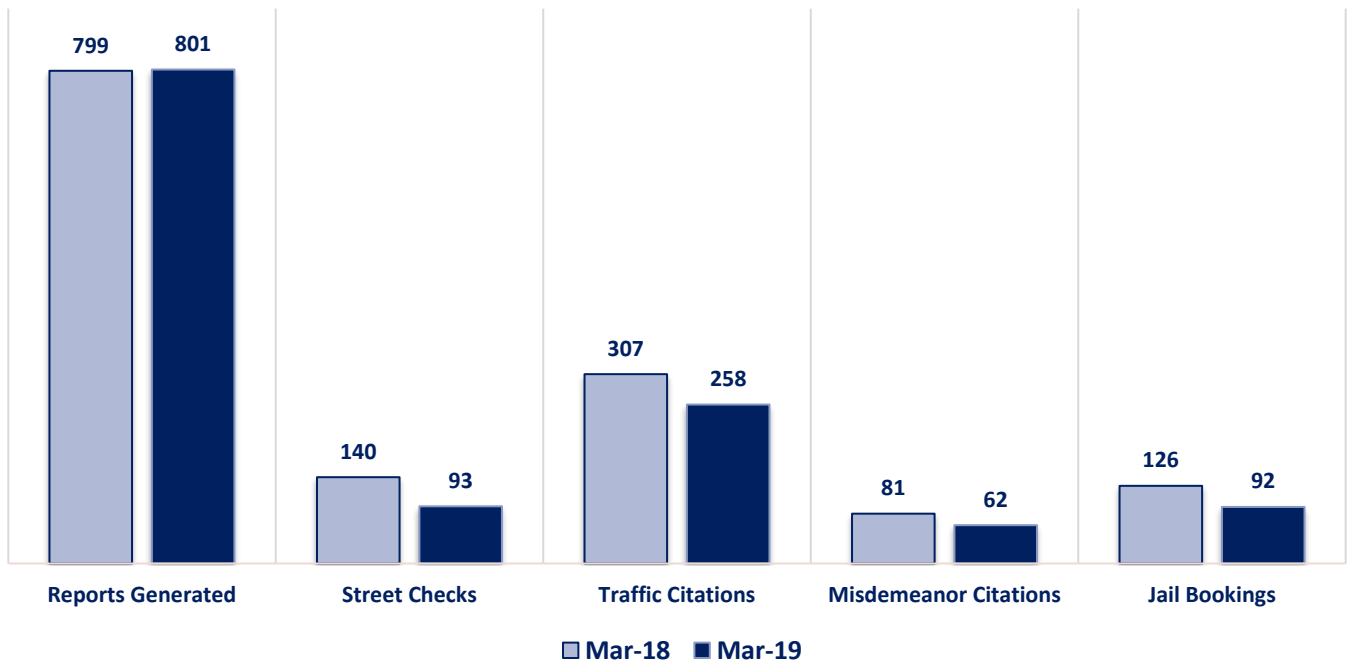
Part II Offenses



Non-UCR Offenses

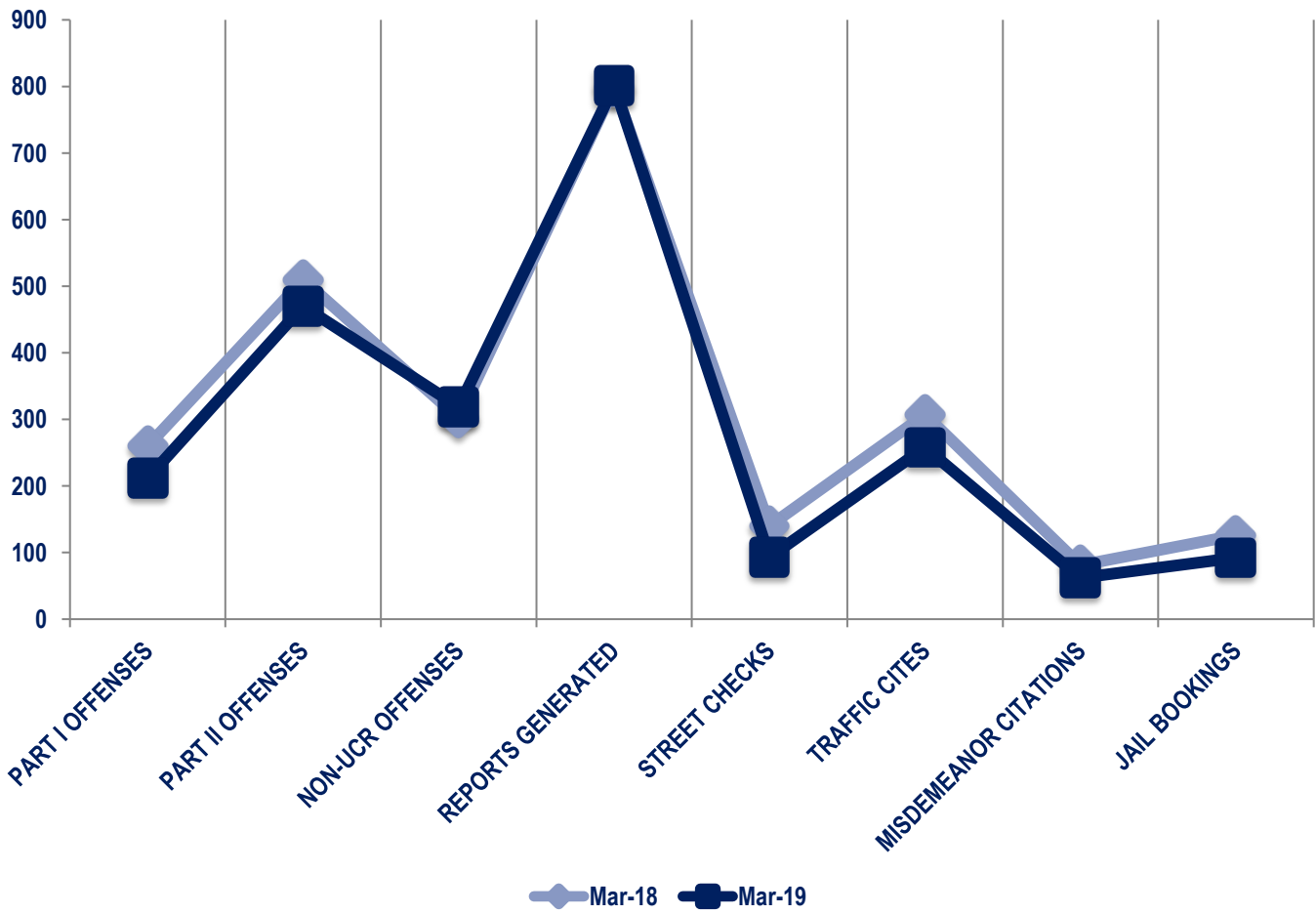


Other Event Totals



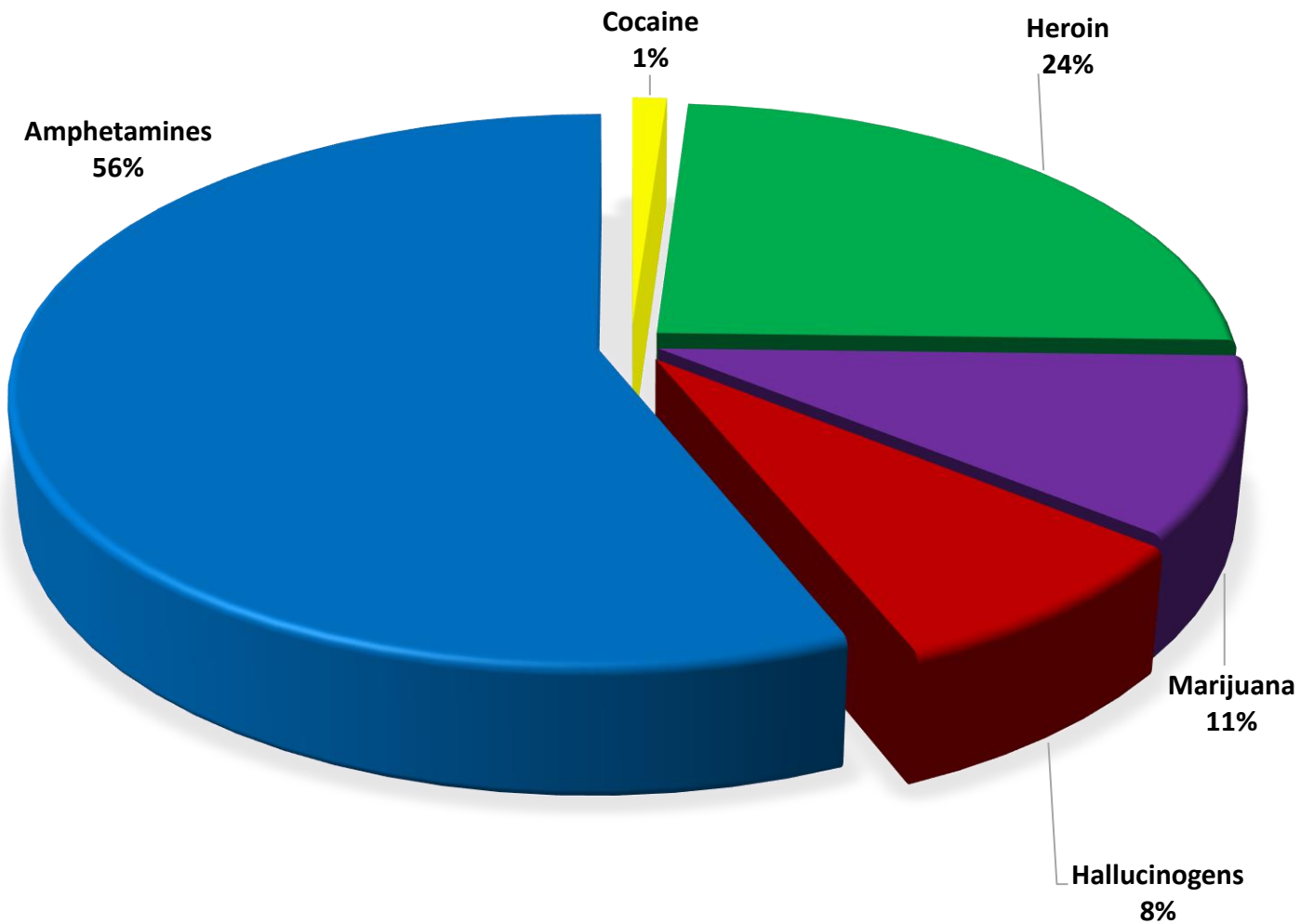
Combined Offense/Event Trends

	MARCH 2018	MARCH 2019
Part I Offenses	260	212
Part II Offenses	510	470
NonUCR Offenses	302	319
Reports Generated	799	801
Street Checks	140	93
Traffic Citations	307	258
Misdemeanor Citations	81	62
Jail Bookings	126	92



Seized Drugs

TYPE	DOSES	STREET VALUE	
Cocaine	30.0	\$	300.00
Heroin	656.5	\$	6,565.10
Marijuana	280.4	\$	1,682.57
Hallucinogens	216.6	\$	433.16
Amphetamines	1518.6	\$	15,186.20
TOTAL	2702.1	\$	24,167.03



Part I & II Offenses - One Year

