



## CITY COUNCIL DISTRICT #6 MONTHLY OFFENSE SUMMARY

### FEBRUARY 2019

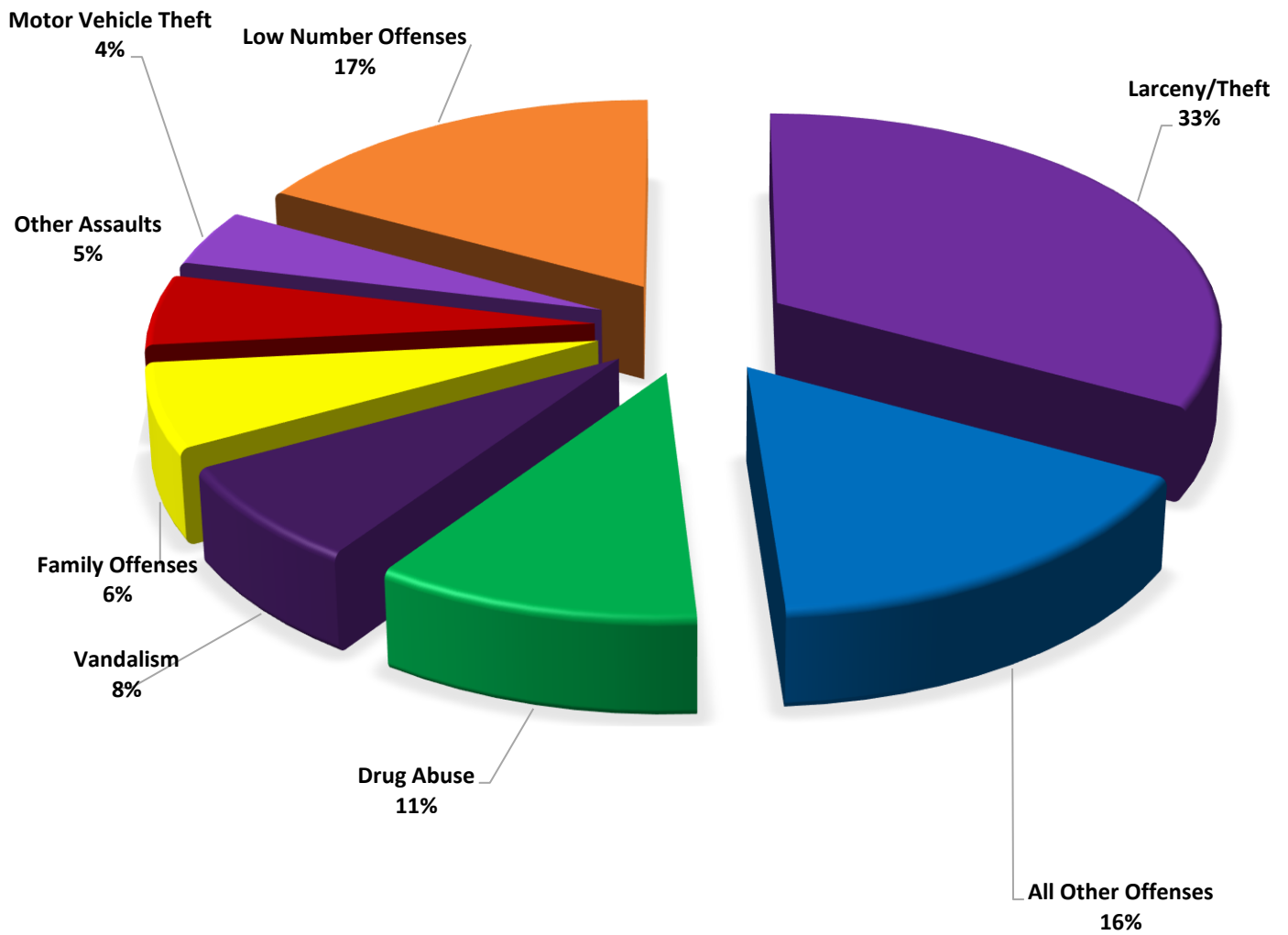
These figures represent preliminary counts of original Police Incident Reports and include all offenses within the above listed City Council District only. Full statistical analysis to determine the confidence level of this data has not been performed. The results contained herein are approximate in relation to the listed area and may not fully coincide with data shown in other areas of SLCPD's Crime Statistics page such as Calls for Service, Crimes Trending, and Crime Reports due to and reflective of departmental procedures that were in place at the time the event occurred and the date this data was compiled. Results displayed are not distinguished as attempted or completed crimes, do not include other calls for police service, and only represent police service where a report was made. Police Incident Reports are classified by primary offense categories as defined by the Uniform Crime Reporting (UCR) system, however for this report all offenses are included, and each incident may have more than one offense listed on it. In cases where there is more than one offense listed, all offenses are counted individually. Although every reasonable verification effort is made, the accuracy of any data is subject to the constraints of the report generation process as well as the manner, format, and point in time of any query.

- PART I OFFENSES:** Chosen by the FBI as Part I Offenses because they are serious crimes that occur with regularity in all areas of the country and are likely to be reported to Police.
  
- PART II OFFENSES:** All other crimes other than the eight Part I Offenses. The Uniform Crime Reporting Program gathers only arrest data for Part II Offenses, however, SLCPD results displayed in this document display all Part II Offenses, regardless of the presence of arrest data.
  
- ALL OTHER OFFENSES:** Under the Part II Offense section, 'All Other Offenses' include Peeping Tom, Trespass, Kidnap/Abduction, Pornography, Extortion/Blackmail, Bribery, Warrants, Sexual Offenses, Obstruction, Public Peace, and Hit & Run.
  
- NON-UCR OFFENSES:** Non-UCR Offenses include reports for all other offenses not classified as a Part I or Part II Offense. Results displayed separate some of these offenses such as Ambulance Calls, Deaths, Missing Persons, Suicides, Suspicious Activity, and Traffic Accidents.
  
- ALL OTHER NON-UCR:** Under the Non-UCR category, 'All Other' include the remainder of offenses not classified as Part I or Part II and not separated from the Non-UCR Offenses. These include things such as Loud Parties, Barking Dogs, Mentally Ill Subjects, Citizen Assistance, etc.
  
- LOW NUMBER OFFENSES:** On page two, in the interest of space and allowing for easier viewing, the category titled 'Low Number Offenses' include Part I and Part II Offenses from page one that have totals under the amount of 3.

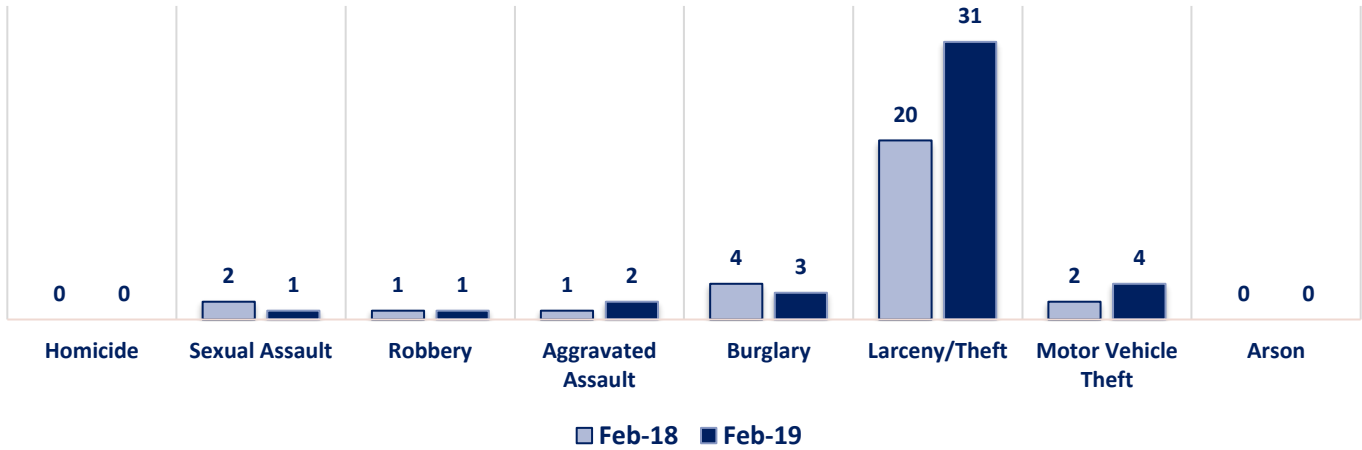
### Offenses

		OFFENSE	FEB 18	FEB 19	OFFENSE	FEB 18	FEB 19
<b>PART I OFFENSES</b>		Homicide	0	0	Other Assaults	4	5
		Sexual Assault	2	1	Forgery/Counterfeit	1	2
		Robbery	1	1	Fraud	9	3
		Aggravated Assault	1	2	Embezzlement	0	0
		Burglary	4	3	Stolen Property	0	1
		Larceny/Theft	20	31	Vandalism	3	7
		Motor Vehicle Theft	2	4	Weapons	0	1
		Arson	0	0	Prostitution	0	0
	<b>PART I TOTALS</b>	<b>30</b>	<b>42</b>	Sex Offenses	0	0	
<b>NON-UCR OFFENSES</b>		Ambulance Calls	1	3	Drug Abuse	0	10
		Deaths	1	4	Gambling	0	0
		Missing Persons	1	3	Family Offenses	6	6
		Suicides	2	0	DUI	0	1
		Suspicious Activity	2	6	Liquor Laws	0	0
		Traffic Accidents	29	32	Drunkenness	2	0
		All Other	34	32	Disorderly Conduct	0	1
		<b>NON-UCR TOTALS</b>	<b>70</b>	<b>80</b>	All Other Offenses	13	15
<b>TOTALS</b>		<b>PART I OFFENSES</b>	<b>30</b>	<b>42</b>	Curfew/Loitering	0	0
		<b>PART II OFFENSES</b>	<b>40</b>	<b>52</b>	Runaway	2	0
		<b>NON-UCR OFFENSES</b>	<b>70</b>	<b>80</b>	<b>PART II TOTALS</b>	<b>40</b>	<b>52</b>
		<b>TOTAL</b>	<b>140</b>	<b>174</b>			

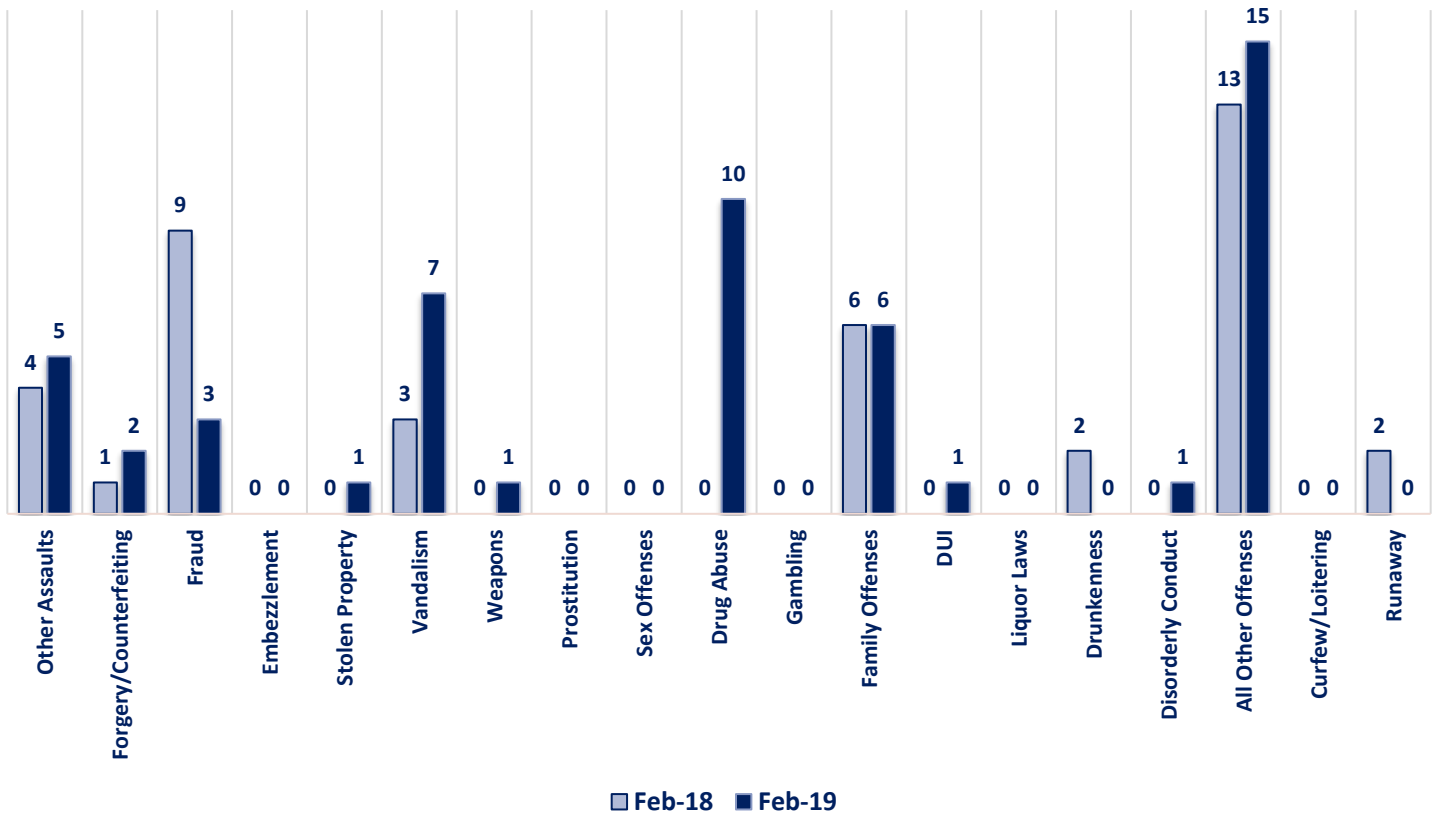
**FEBRUARY 2019 - PART I & II OFFENSE PERCENTAGES**



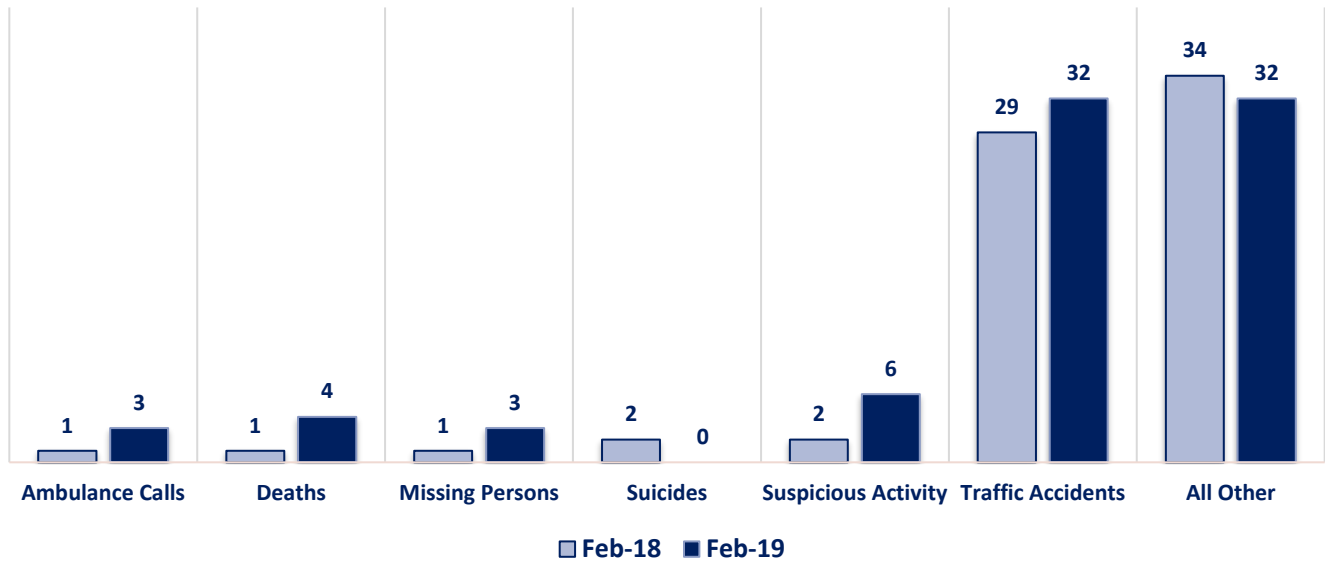
**Part I Offenses**



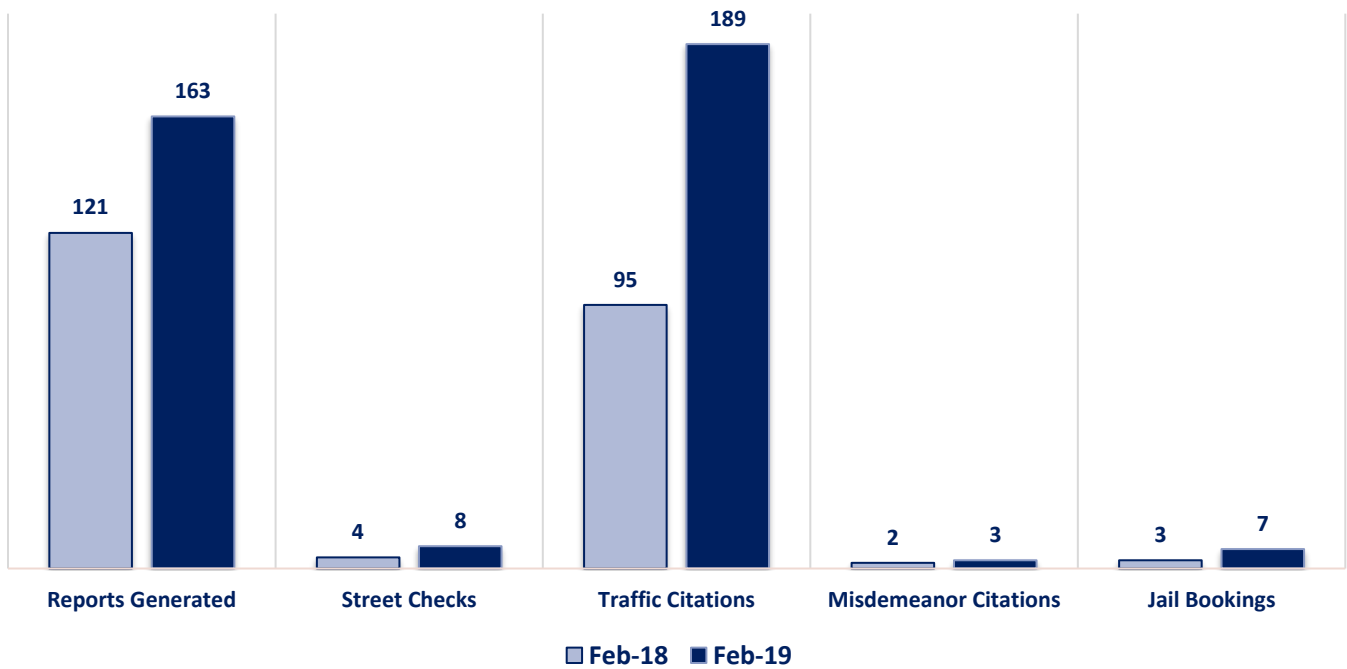
**Part II Offenses**



### Non-UCR Offenses

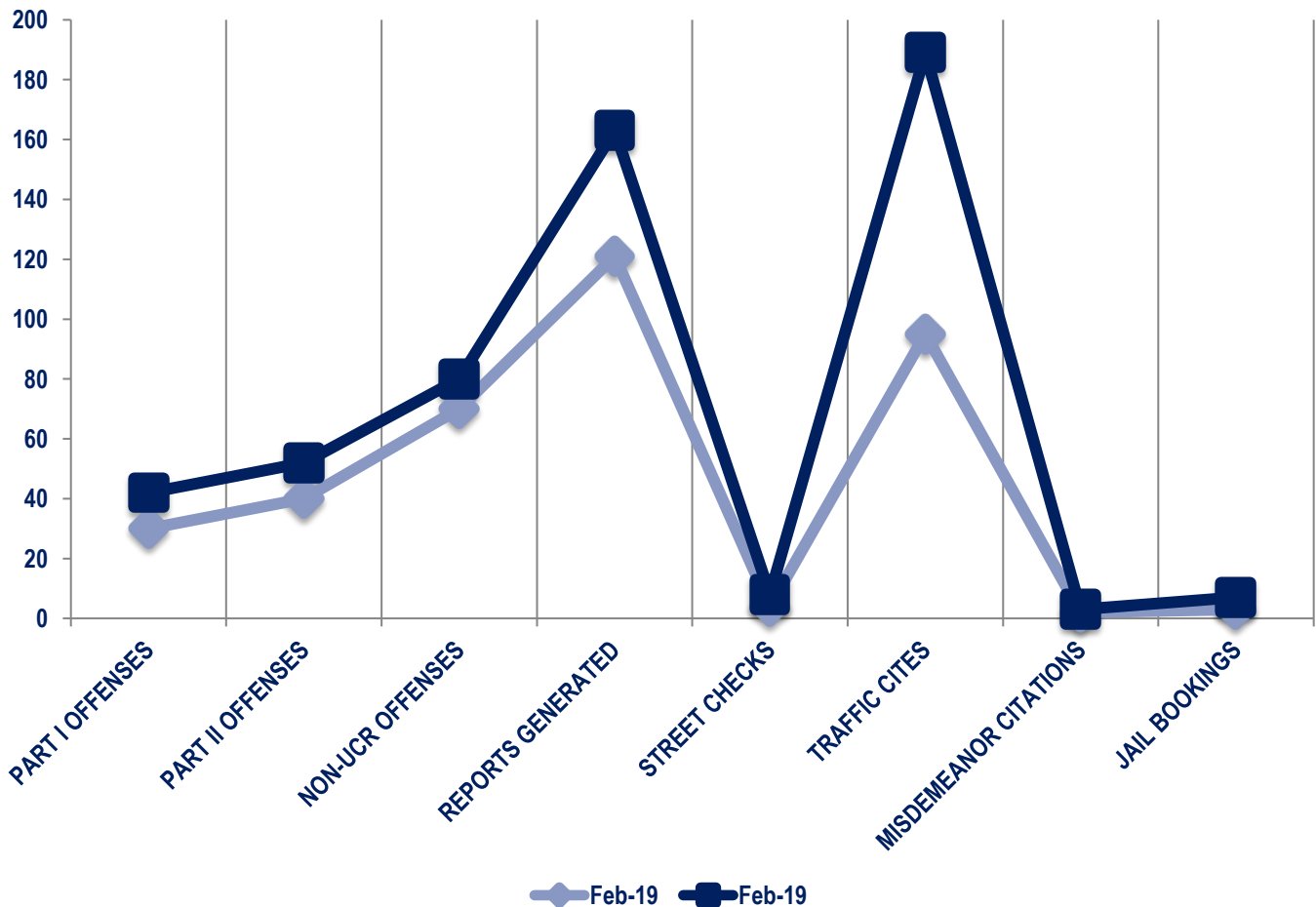


### Other Event Totals



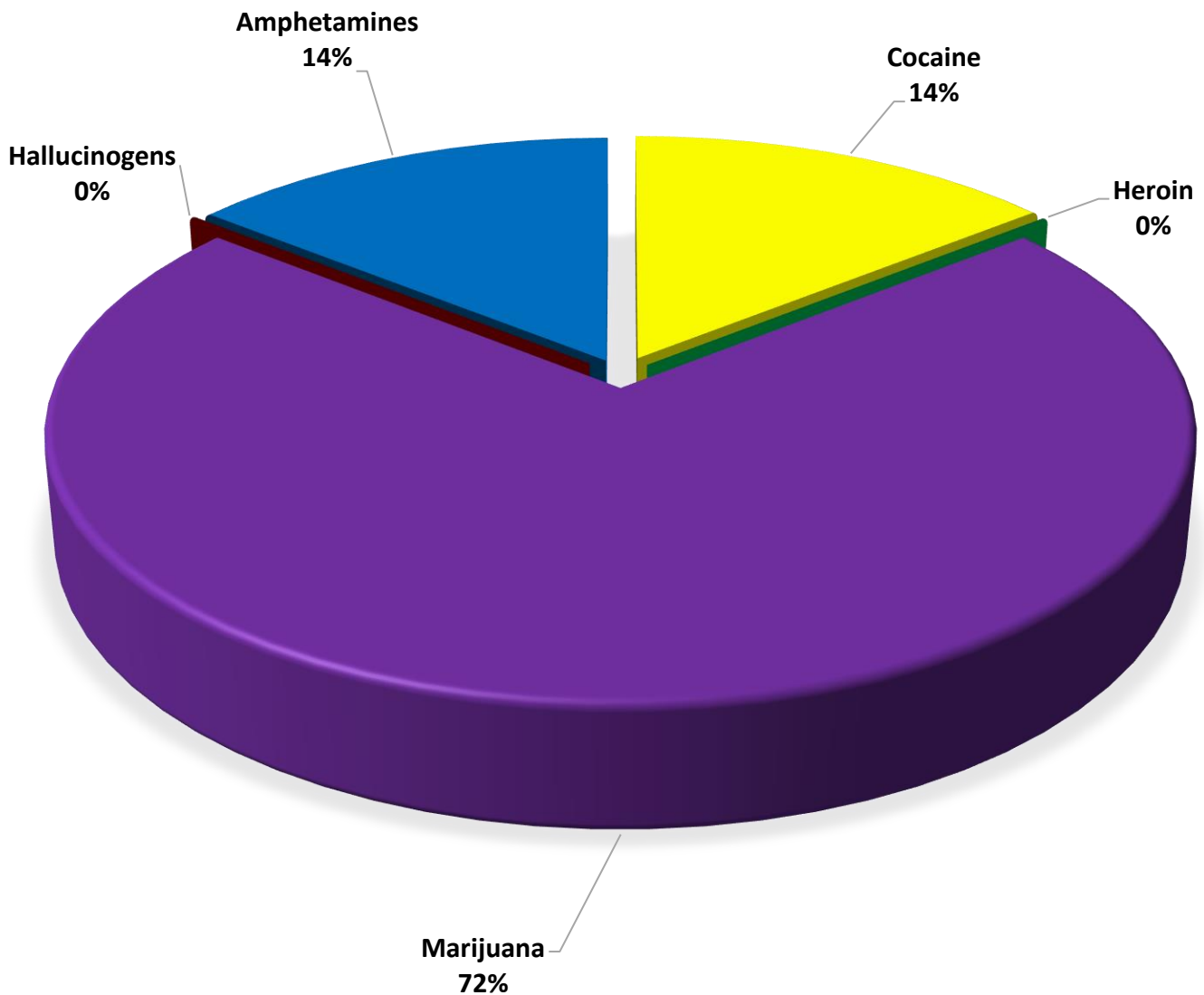
### Combined Offense/Event Trends

	FEB 2018	FEB 2019
<b>Part I Offenses</b>	30	42
<b>Part II Offenses</b>	40	52
<b>NonUCR Offenses</b>	70	80
<b>Reports Generated</b>	121	163
<b>Street Checks</b>	4	8
<b>Traffic Citations</b>	95	189
<b>Misdemeanor Citations</b>	2	3
<b>Jail Bookings</b>	3	7



### Seized Drugs

TYPE	DOSES	STREET VALUE
Cocaine	4.0	\$ 40.00
Heroin	0.0	\$ -
Marijuana	20.0	\$ 119.94
Hallucinogens	0.0	\$ -
Amphetamines	4.0	\$ 40.00
<b>TOTAL</b>	<b>28.0</b>	<b>\$ 199.94</b>



**Part I & II Offenses - One Year**

