



CITY COUNCIL DISTRICT #7 MONTHLY OFFENSE SUMMARY

APRIL 2019

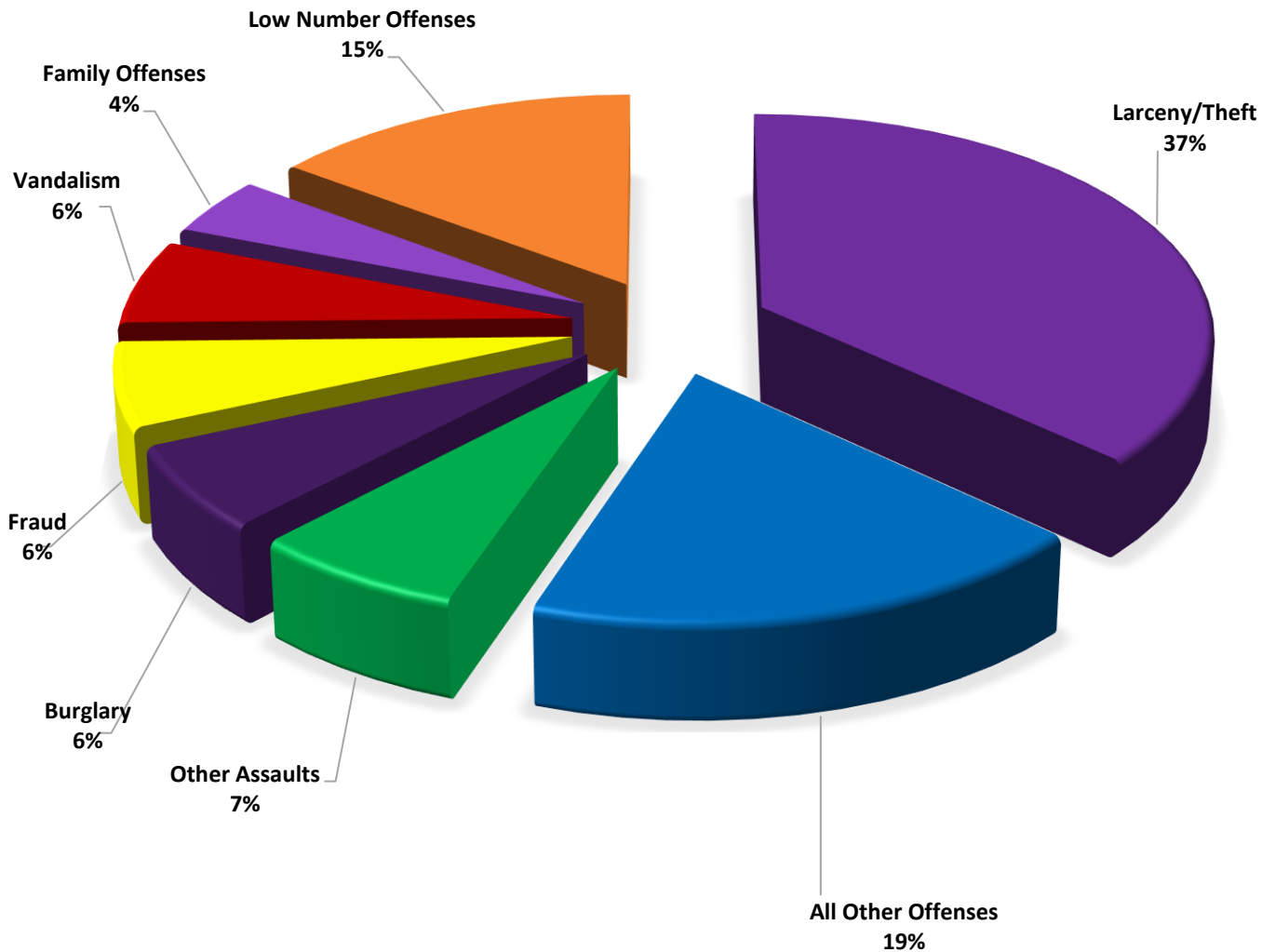
These figures represent preliminary counts of original Police Incident Reports and include all offenses within the above listed City Council District only. Full statistical analysis to determine the confidence level of this data has not been performed. The results contained herein are approximate in relation to the listed area and may not fully coincide with data shown in other areas of SLCPD's Crime Statistics page such as Calls for Service, Crimes Trending, and Crime Reports due to and reflective of departmental procedures that were in place at the time the event occurred and the date this data was compiled. Results displayed are not distinguished as attempted or completed crimes, do not include other calls for police service, and only represent police service where a report was made. Police Incident Reports are classified by primary offense categories as defined by the Uniform Crime Reporting (UCR) system, however for this report all offenses are included, and each incident may have more than one offense listed on it. In cases where there is more than one offense listed, all offenses are counted individually. Although every reasonable verification effort is made, the accuracy of any data is subject to the constraints of the report generation process as well as the manner, format, and point in time of any query.

- PART I OFFENSES:** Chosen by the FBI as Part I Offenses because they are serious crimes that occur with regularity in all areas of the country and are likely to be reported to Police.
- PART II OFFENSES:** All other crimes other than the eight Part I Offenses. The Uniform Crime Reporting Program gathers only arrest data for Part II Offenses, however, SLCPD results displayed in this document display all Part II Offenses, regardless of the presence of arrest data.
- ALL OTHER OFFENSES:** Under the Part II Offense section, 'All Other Offenses' include Peeping Tom, Trespass, Kidnap/Abduction, Pornography, Extortion/Blackmail, Bribery, Warrants, Sexual Offenses, Obstruction, Public Peace, and Hit & Run.
- NON-UCR OFFENSES:** Non-UCR Offenses include reports for all other offenses not classified as a Part I or Part II Offense. Results displayed separate some of these offenses such as Ambulance Calls, Deaths, Missing Persons, Suicides, Suspicious Activity, and Traffic Accidents.
- ALL OTHER NON-UCR:** Under the Non-UCR category, 'All Other' include the remainder of offenses not classified as Part I or Part II and not separated from the Non-UCR Offenses. These include things such as Loud Parties, Barking Dogs, Mentally Ill Subjects, Citizen Assistance, etc.
- LOW NUMBER OFFENSES:** On page two, in the interest of space and allowing for easier viewing, the category titled 'Low Number Offenses' include Part I and Part II Offenses from page one that have totals under the amount of 8.

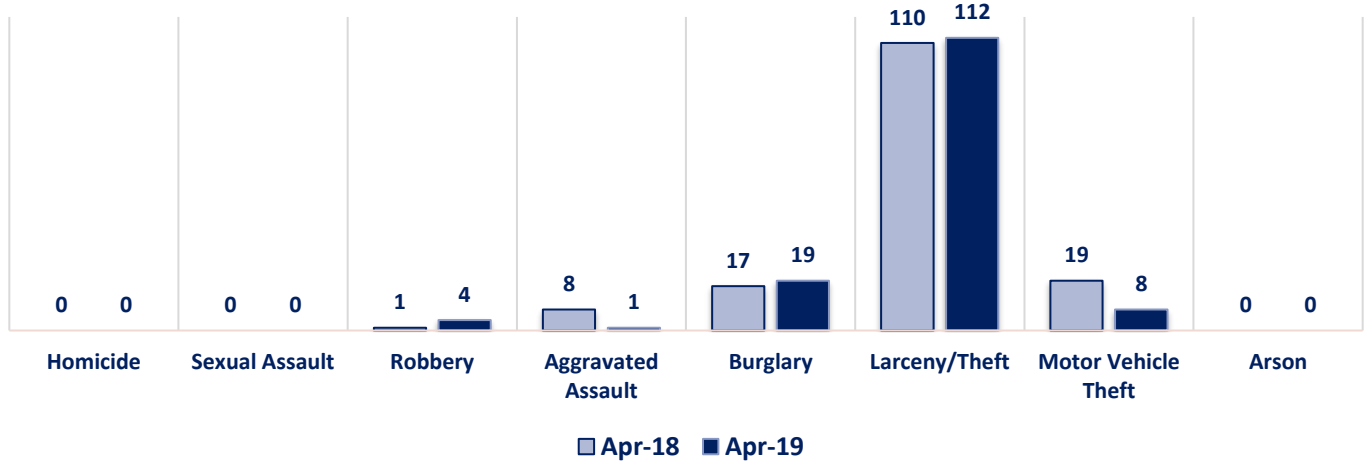
Offenses

		OFFENSE	APR 18	APR 19	OFFENSE	APR 18	APR 19
PART I OFFENSES		Homicide	0	0	Other Assaults	16	21
		Sexual Assault	0	0	Forgery/Counterfeit	9	2
		Robbery	1	4	Fraud	23	19
		Aggravated Assault	8	1	Embezzlement	1	0
		Burglary	17	19	Stolen Property	4	1
		Larceny/Theft	110	112	Vandalism	19	19
		Motor Vehicle Theft	19	8	Weapons	2	3
		Arson	0	0	Prostitution	0	0
	PART I TOTALS	155	144	Sex Offenses	0	1	
NON-UCR OFFENSES		Ambulance Calls	10	11	Drug Abuse	25	7
		Deaths	3	1	Gambling	0	0
		Missing Persons	3	1	Family Offenses	17	13
		Suicides	1	1	DUI	2	4
		Suspicious Activity	9	7	Liquor Laws	3	2
		Traffic Accidents	63	61	Drunkenness	5	8
		All Other	80	85	Disorderly Conduct	7	1
		NON-UCR TOTALS	169	167	All Other Offenses	58	56
TOTALS		PART I OFFENSES	155	144	Curfew/Loitering	0	0
		PART II OFFENSES	193	160	Runaway	2	3
		NON-UCR OFFENSES	169	167	PART II TOTALS	193	160
		TOTAL	517	471			

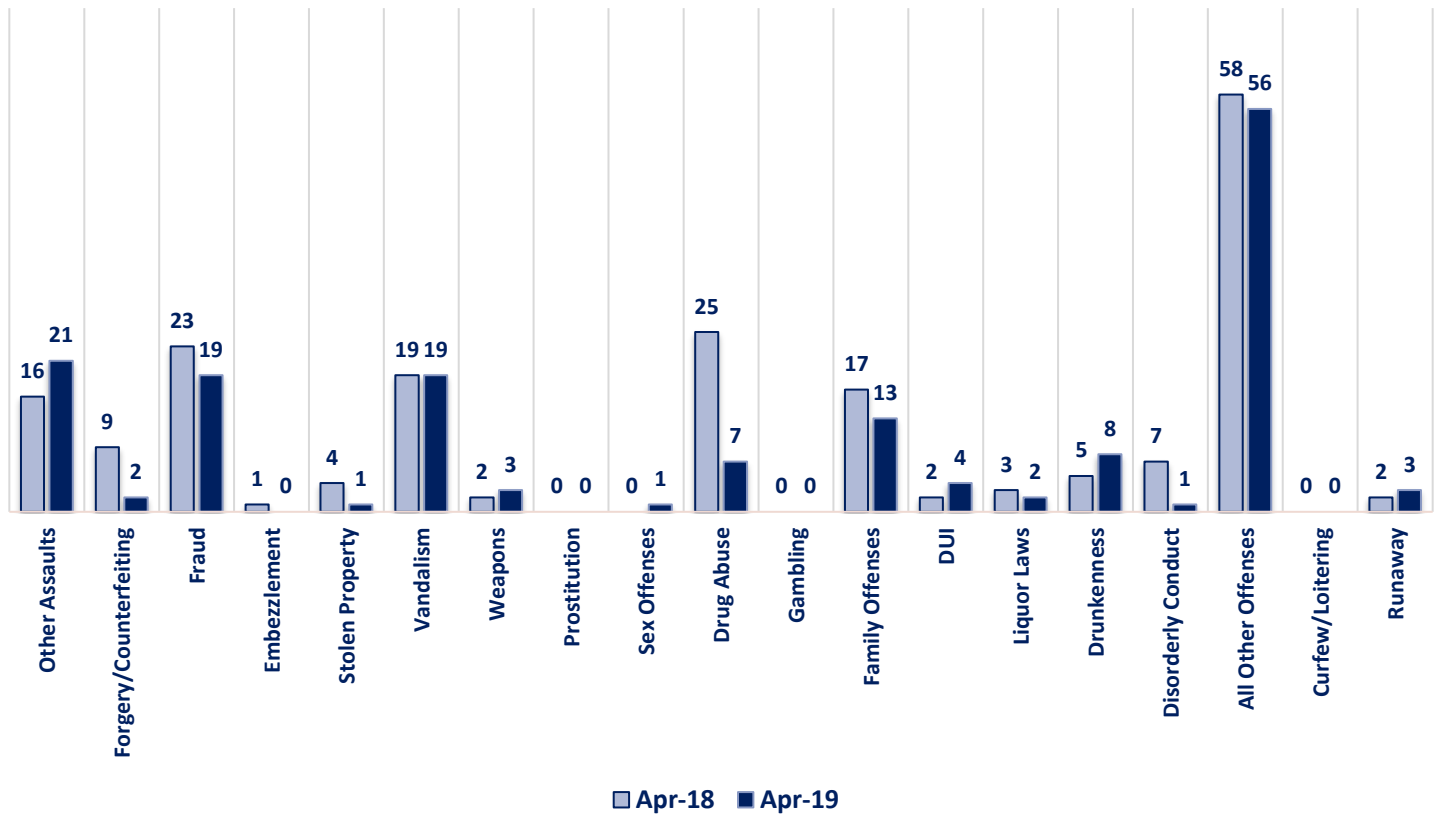
APRIL 2019 - PART I & II OFFENSE PERCENTAGES



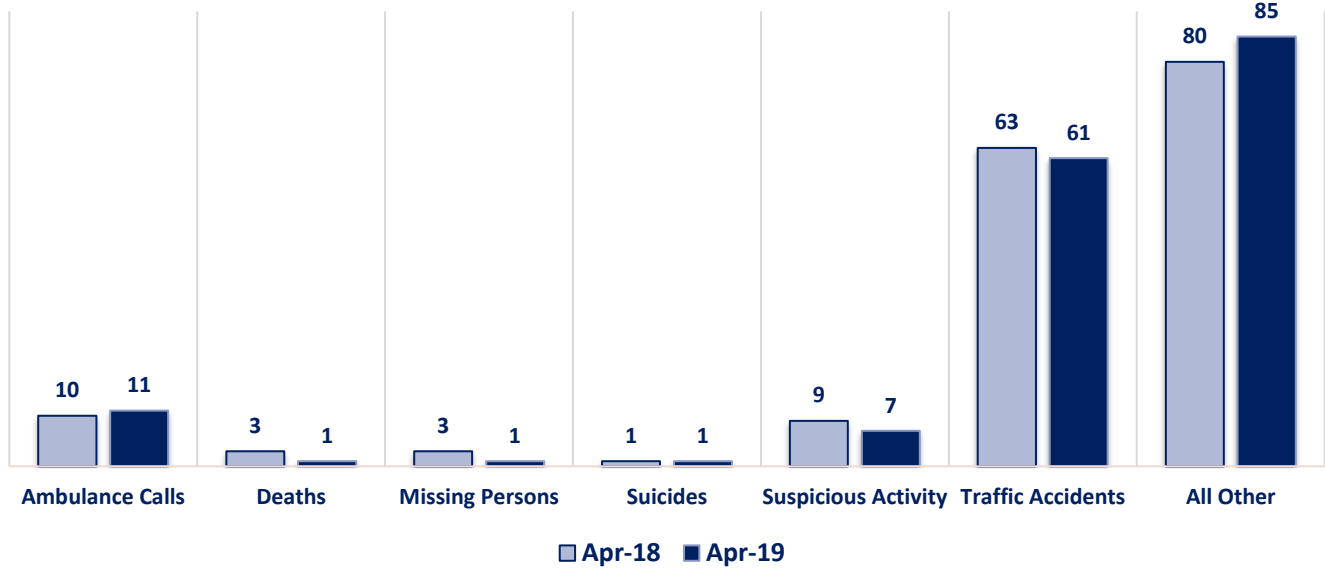
Part I Offenses



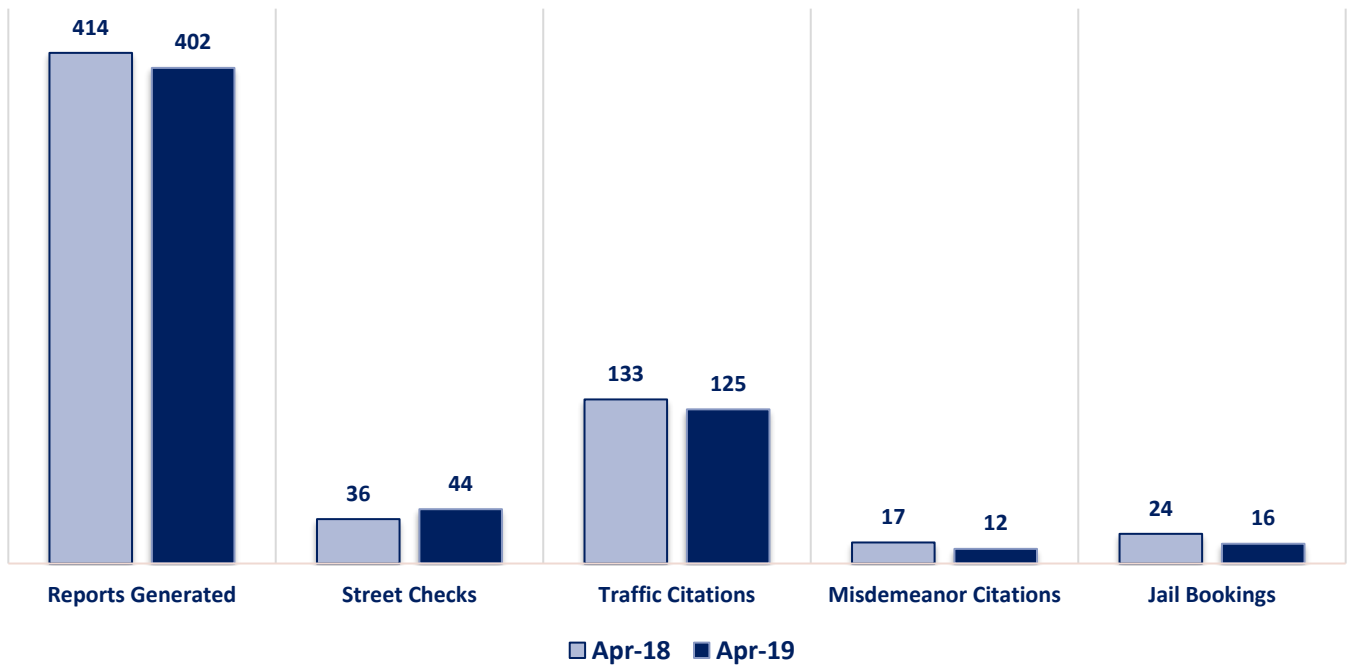
Part II Offenses



Non-UCR Offenses

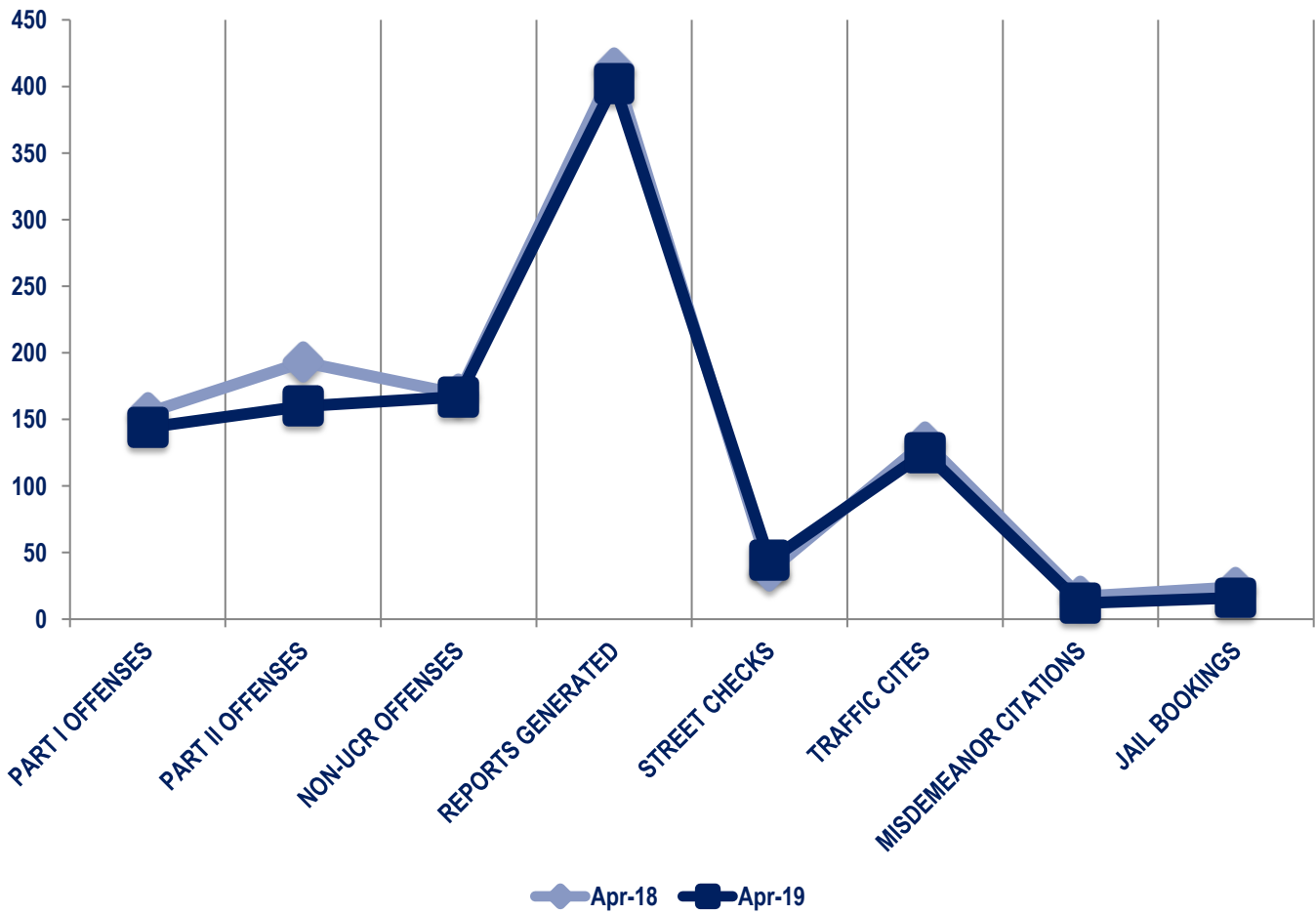


Other Event Totals



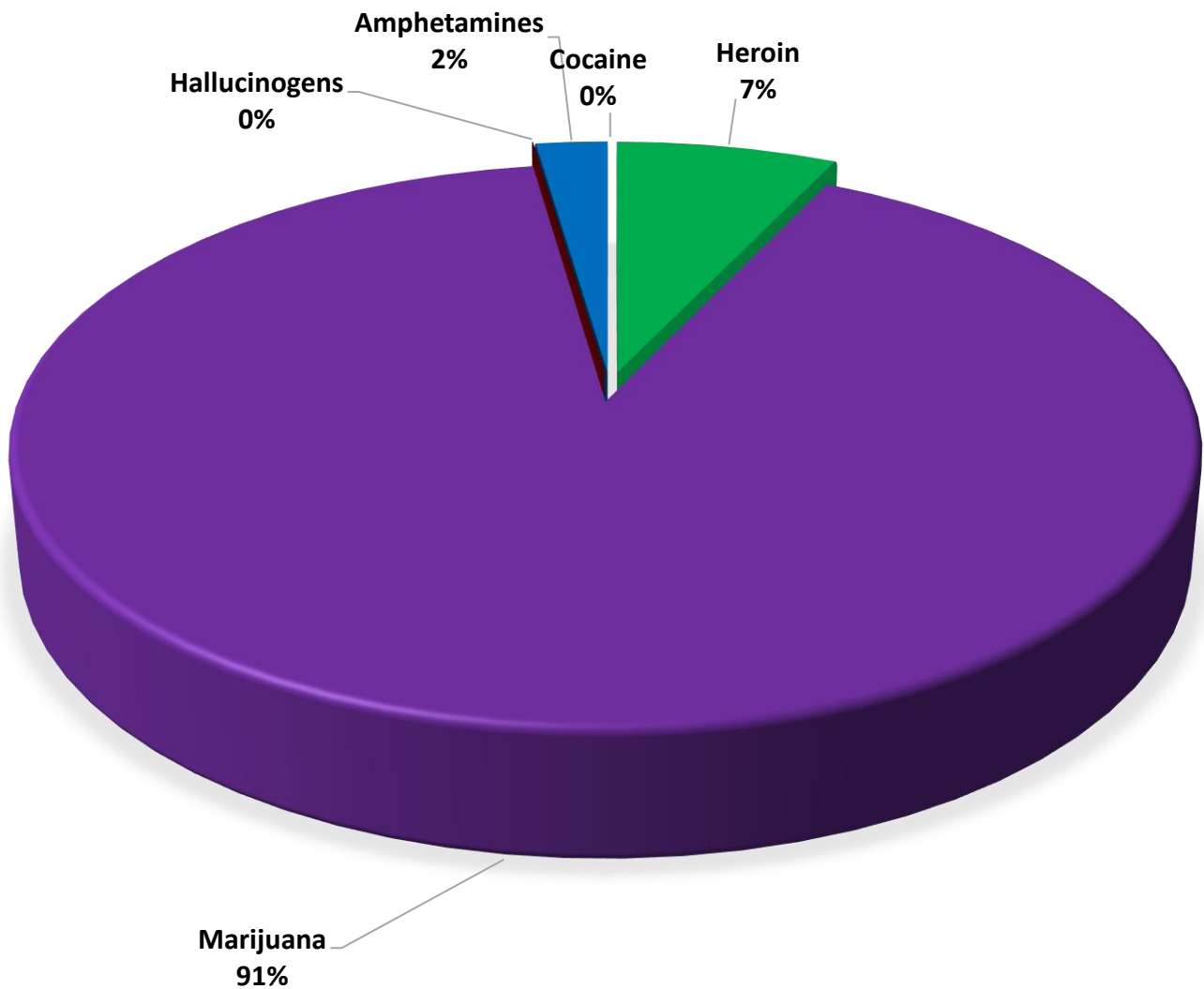
Combined Offense/Event Trends

	APR 2018	APR 2019
Part I Offenses	155	144
Part II Offenses	193	160
NonUCR Offenses	169	167
Reports Generated	414	402
Street Checks	36	44
Traffic Citations	133	125
Misdemeanor Citations	17	12
Jail Bookings	24	16



Seized Drugs

TYPE	DOSES	STREET VALUE
Cocaine	0.0	\$ -
Heroin	40.0	\$ 400.00
Marijuana	512.2	\$ 3,073.07
Hallucinogens	0.0	\$ -
Amphetamines	13.0	\$ 130.00
TOTAL	565.2	\$ 3,603.07



Part I & II Offenses - One Year

