SALT LAKE CITY CRIME STATS

CITY COUNCIL DISTRICT #5

MONTHLY OFFENSE SUMMARY

MAY 2019

These figures represent preliminary counts of original Police Incident Reports and include all offenses within the above listed City Council District only. Full statistical analysis to determine the confidence level of this data has not been performed. The results contained herein are approximate in relation to the listed area and may not fully coincide with data shown in other areas of SLCPD's Crime Statistics page such as Calls for Service, Crimes Trending, and Crime Reports due to and reflective of departmental procedures that were in place at the time the event occurred and the date this data was compiled. Results displayed are not distinguished as attempted or completed crimes, do not include other calls for police service, and only represent police service where a report was made. Police Incident Reports are classified by primary offense categories as defined by the Uniform Crime Reporting (UCR) system, however for this report all offenses are included, and each incident may have more than one offense listed on it. In cases where there is more than one offense listed, all offenses are counted individually. Although every reasonable verification effort is made, the accuracy of any data is subject to the constraints of the report generation process as well as the manner, format, and point in time of any query.

PART I OFFENSES: Chosen by the FBI as Part I Offenses because they are serious crimes that occur with regularity in all areas of the country and are likely to be reported to Police.

PART II OFFENSES: All other crimes other than the eight Part I Offenses. The Uniform Crime Reporting Program gathers only arrest data for Part II Offenses, however, SLCPD results displayed in this document display all Part II Offenses, regardless of the presence of arrest data.

ALL OTHER OFFENSES: Under the Part II Offense section, 'All Other Offenses' include Peeping Tom, Trespass, Kidnap/Abduction, Pornography, Extortion/Blackmail, Bribery, Warrants, Sexual Offenses, Obstruction, Public Peace, and Hit & Run.

NON-UCR OFFENSES: Non-UCR Offenses include reports for all other offenses not classified as a Part I or Part II Offense. Results displayed separate some of these offenses such as Ambulance Calls, Deaths, Missing Persons, Suicides, Suspicious Activity, and Traffic Accidents.

ALL OTHER NON-UCR: Under the Non-UCR category, 'All Other' include the remainder of offenses not classified as Part I or Part II and not separated from the Non-UCR Offenses. These include things such as Loud Parties, Barking Dogs, Mentally Ill Subjects, Citizen Assistance, etc.

LOW NUMBER OFFENSES: On page two, in the interest of space and allowing for easier viewing, the category titled 'Low Number Offenses' include Part I and Part II Offenses from page one that have totals under the amount of 21.

COMPLETE REPORT DISTRIBUTED INCLUDES 8 PAGES

Offenses

PART I OFFENSES

OFFENSE	MAY 18	MAY 19
Homicide	0	0
Sexual Assault	4	5
Robbery	4	4
Aggravated Assault	10	7
Burglary	16	11
Larceny/Theft	155	163
Motor Vehicle Theft	16	19
Arson	0	1
PART I TOTALS	**205**	**210**

NON-UCR OFFENSES

OFFENSE	MAY 18	MAY 19
Ambulance Calls	22	39
Deaths	6	3
Missing Persons	10	13
Suicides	1	2
Suspicious Activity	16	26
Traffic Accidents	72	73
All Other	227	189
NON-UCR TOTALS	**354**	**345**

TOTALS

OFFENSE	MAY 18	MAY 19
PART I OFFENSES	**205**	**210**
PART II OFFENSES	**551**	**447**
NON-UCR OFFENSES	**354**	**345**
TOTAL	**1110**	**1002**

PART II OFFENSES

OFFENSE	MAY 18	MAY 19
Other Assaults	51	57
Forgery/Counterfeit	7	2
Fraud	40	39
Embezzlement	0	0
Stolen Property	5	3
Vandalism	35	36
Weapons	3	2
Prostitution	18	3
Sex Offenses	6	0
Drug Abuse	102	55
Gambling	0	0
Family Offenses	41	30
DUI	13	9
Liquor Laws	3	1
Drunkenness	15	21
Disorderly Conduct	12	17
All Other Offenses	198	164
Curfew/Loitering	0	0
Runaway	2	8
PART II TOTALS	**551**	**447**

OFFICIAL COMPLETE REPORT DISTRIBUTED INCLUDES 8 PAGES

MAY 2019- PART I & II OFFENSE PERCENTAGES

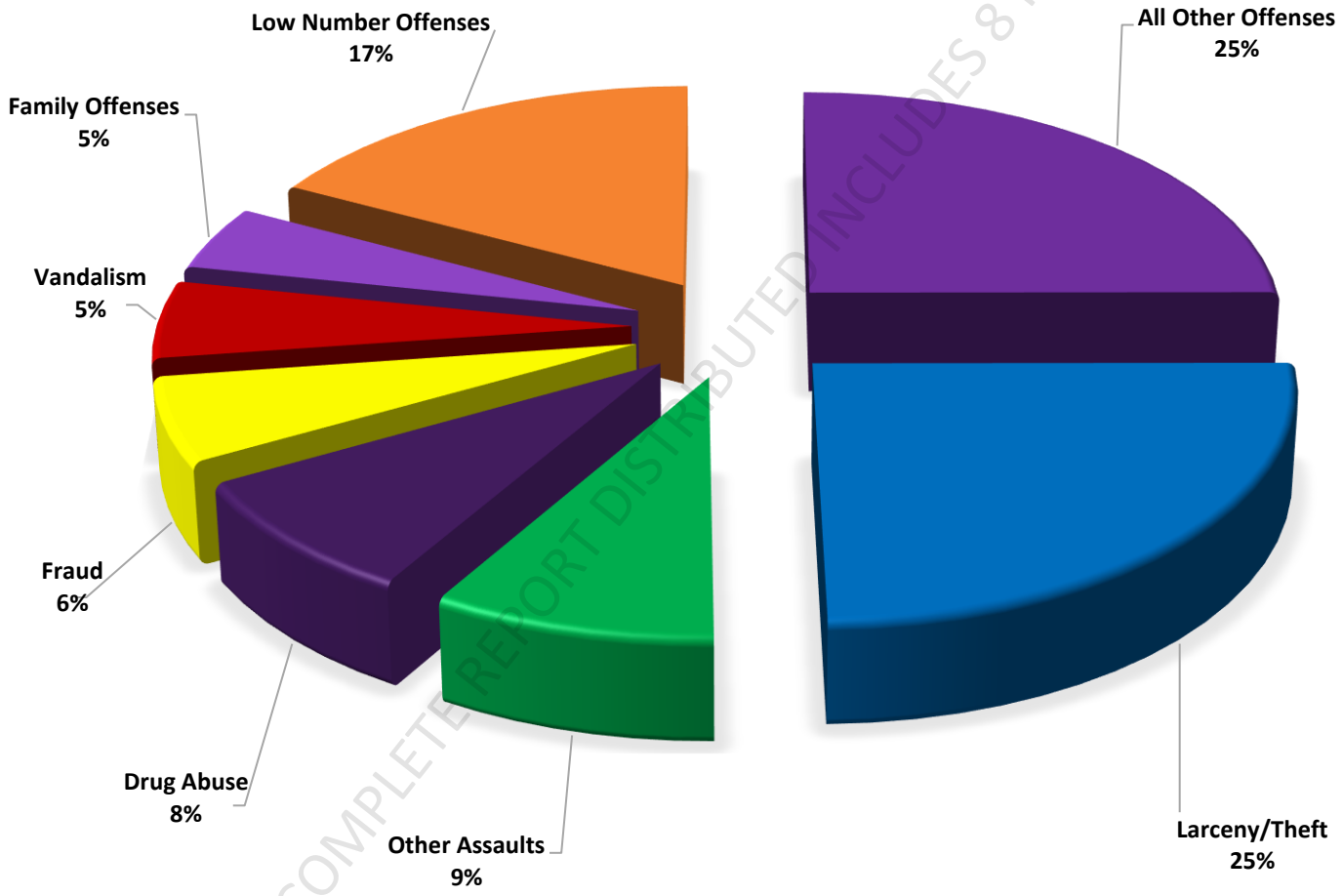

COMPLETE REPORT DISTRIBUTED INCLUDES 8 PAGES

Part I Offenses

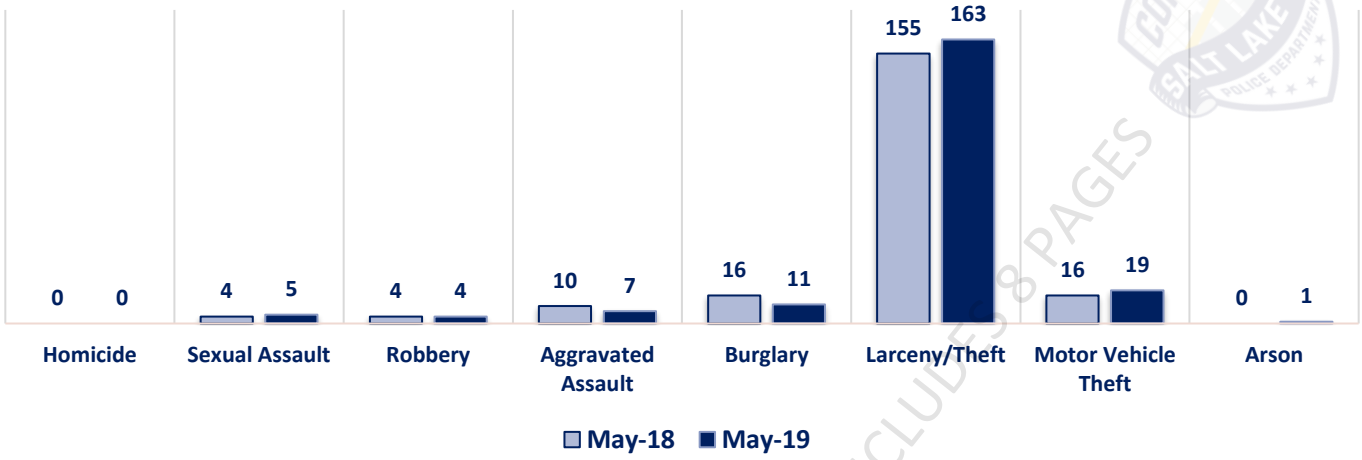

Part II Offenses

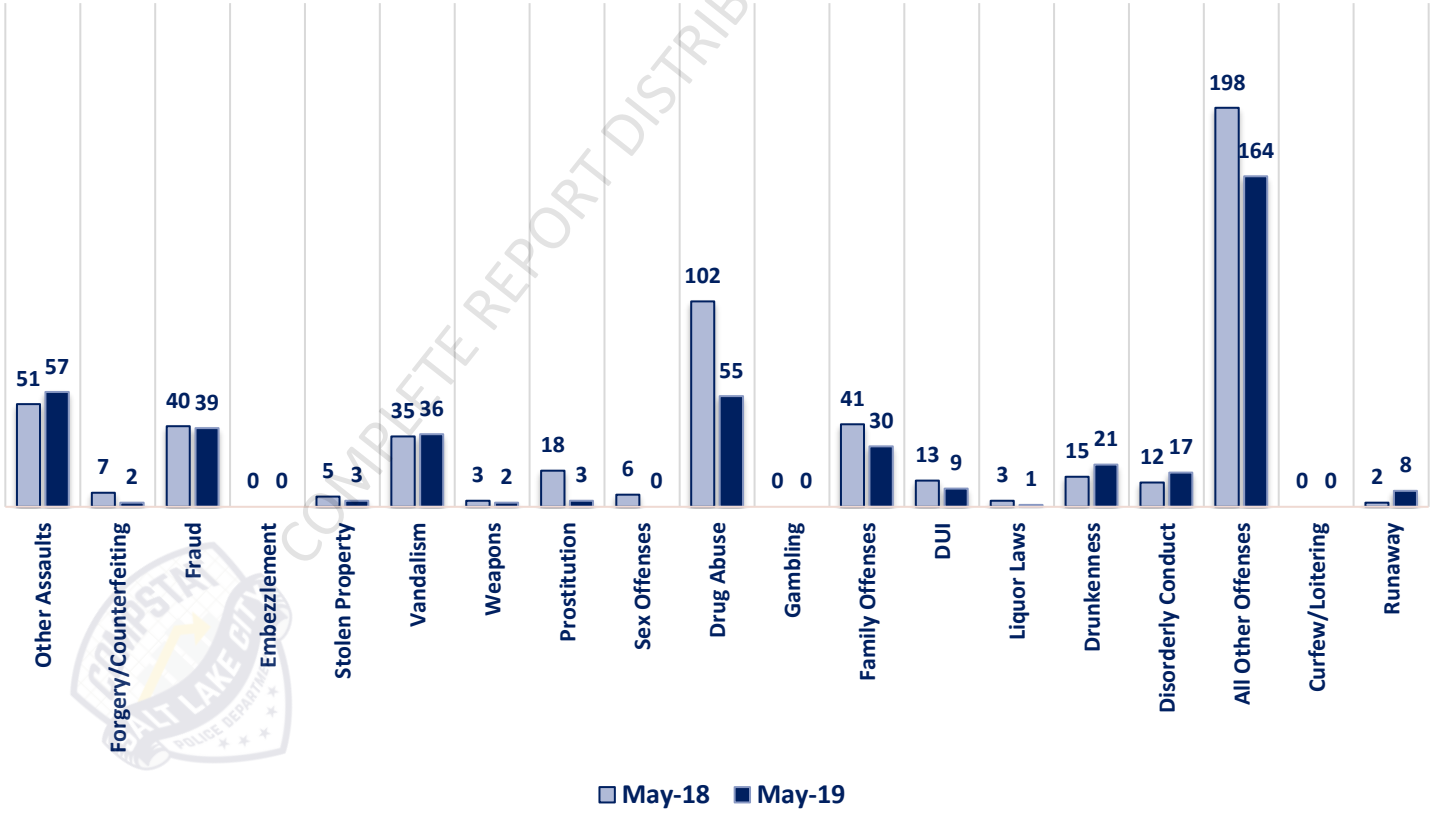

COMPLETE REPORT DISTRIBUTED INCLUDES 8 PAGES

Non-UCR Offenses

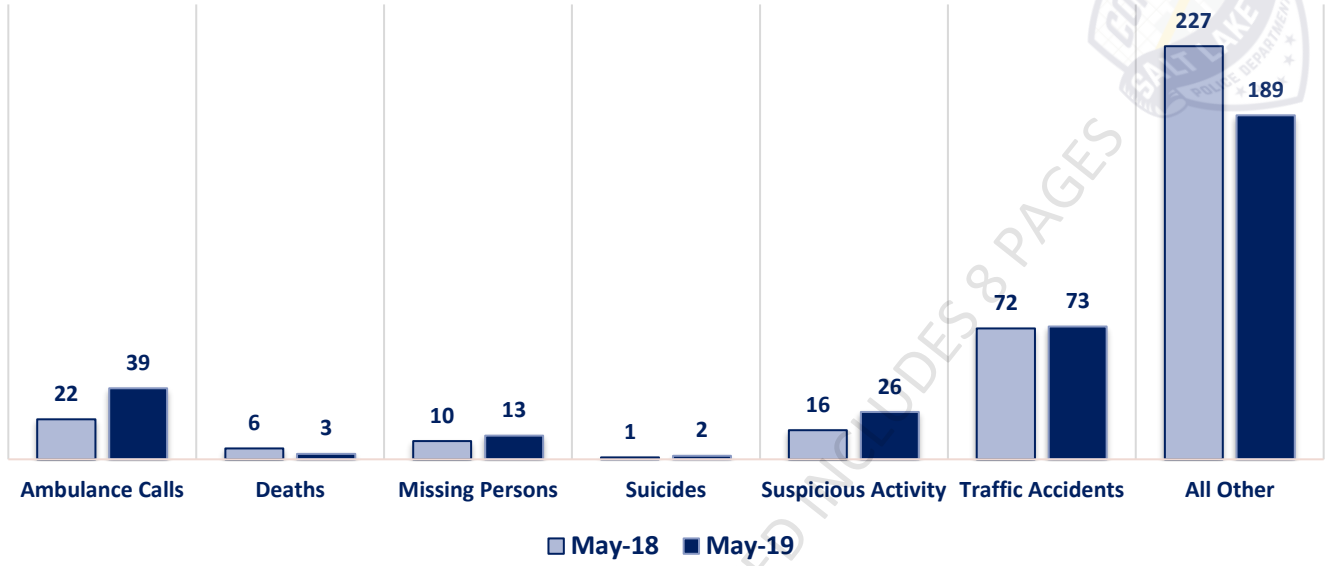

Other Event Totals

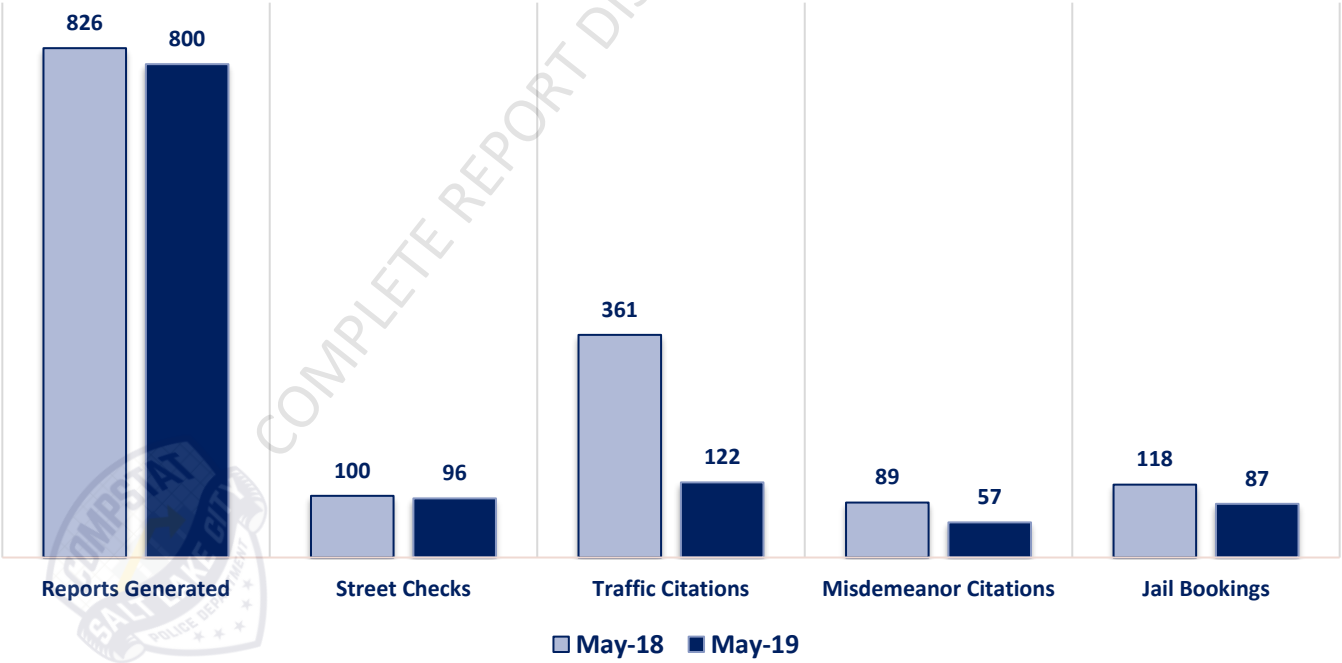

COMPLETE REPORT DISTRIBUTED INCLUDES 8 PAGES

Combined Offense/Event Trends

	MAY 2018	MAY 2019
Part I Offenses	205	210
Part II Offenses	551	447
NonUCR Offenses	354	345
Reports Generated	826	800
Street Checks	100	96
Traffic Citations	361	122
Misdemeanor Citations	89	57
Jail Bookings	118	87

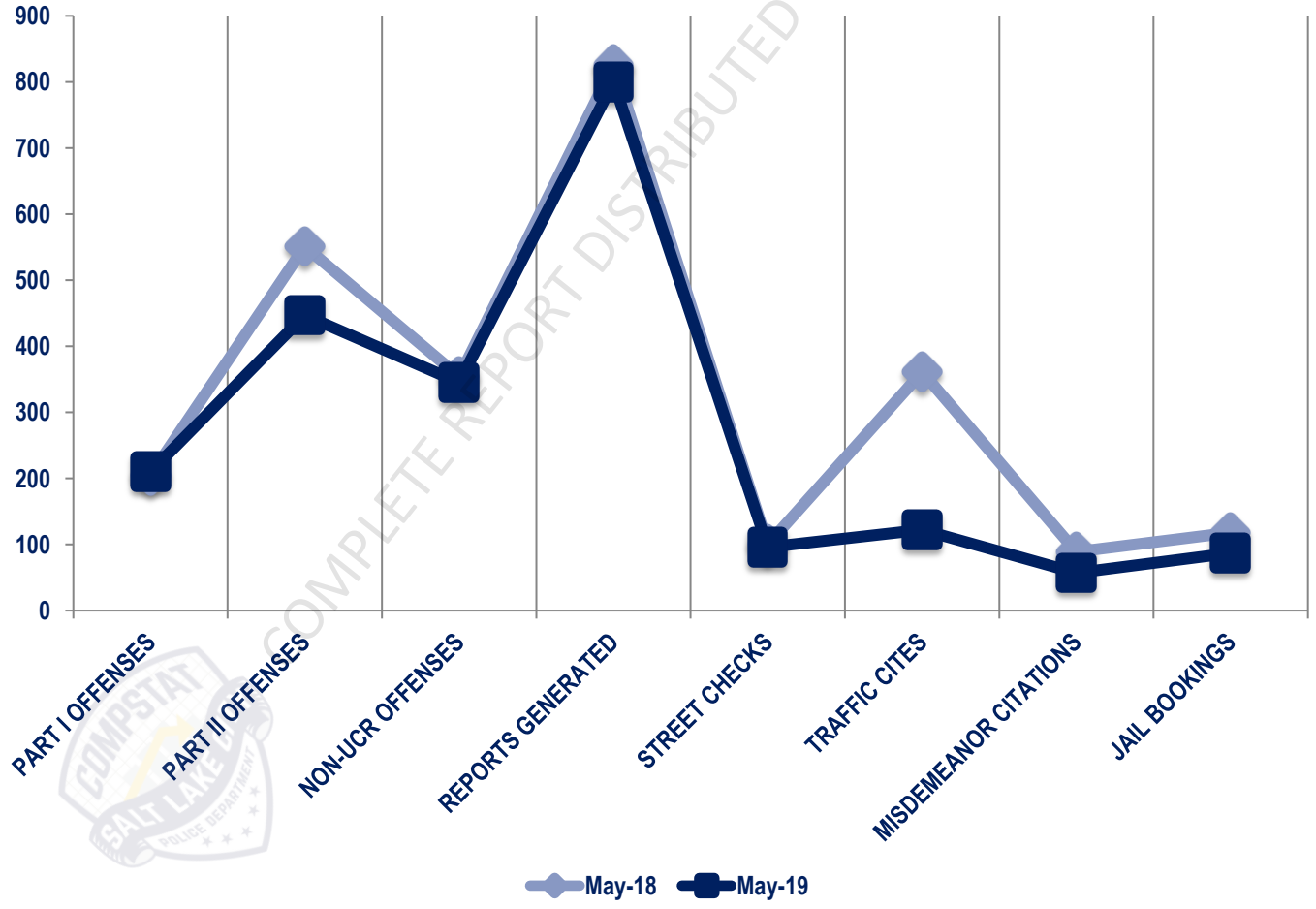

COMPLETE REPORT DISTRIBUTED INCLUDES 8 PAGES

Seized Drugs

TYPE	DOSES	STREET VALUE	
Cocaine	0.0	$	-
Heroin	399.4	$	3,993.74
Marijuana	190.0	$	1,139.80
Hallucinogens	0.0	$	-
Amphetamines	626.7	$	6,266.92
TOTAL	**1216.0**	**$**	**11,400.46**

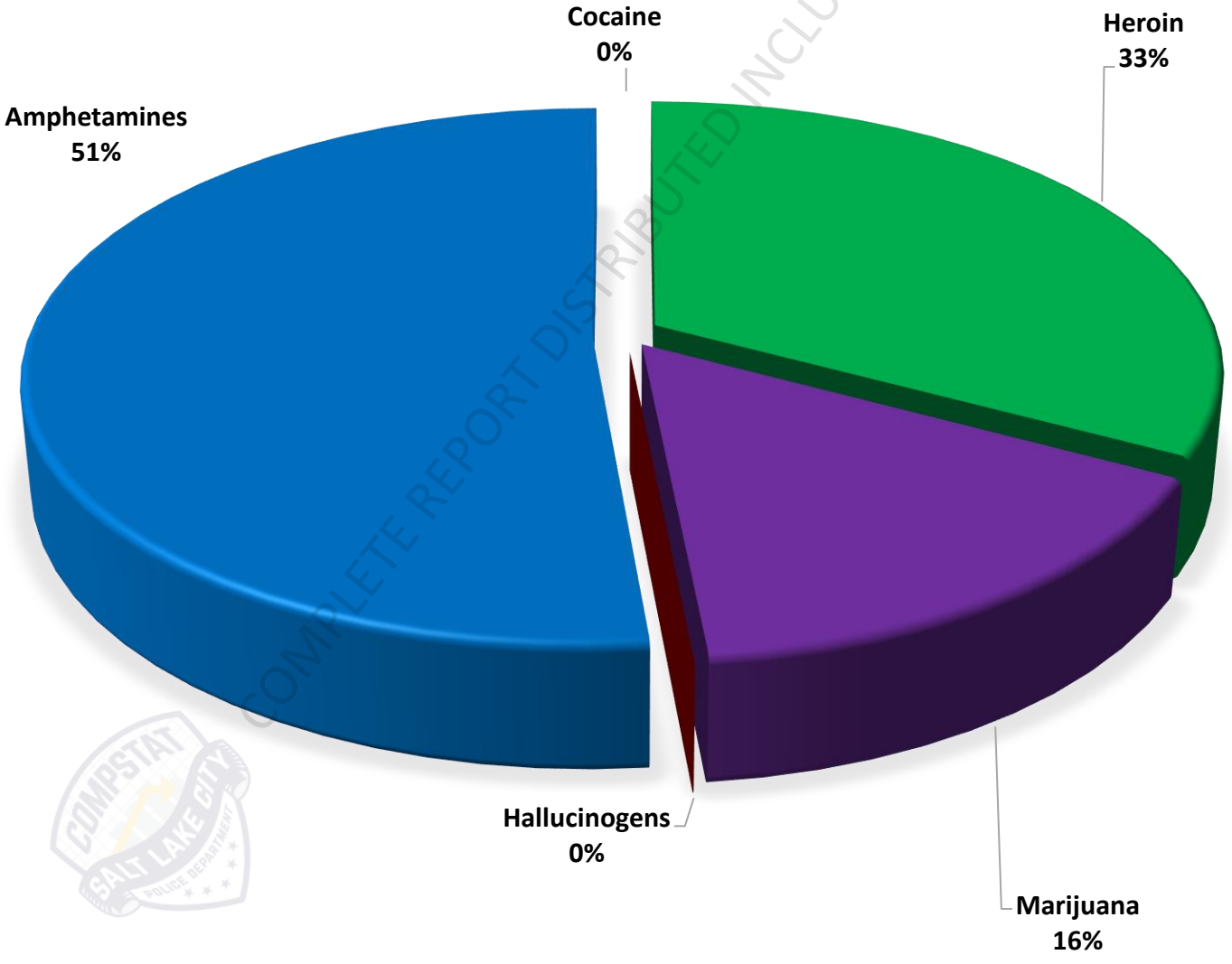

COMPLETE REPORT DISTRIBUTED INCLUDES GRAPHS

Part I & II Offenses - One Year

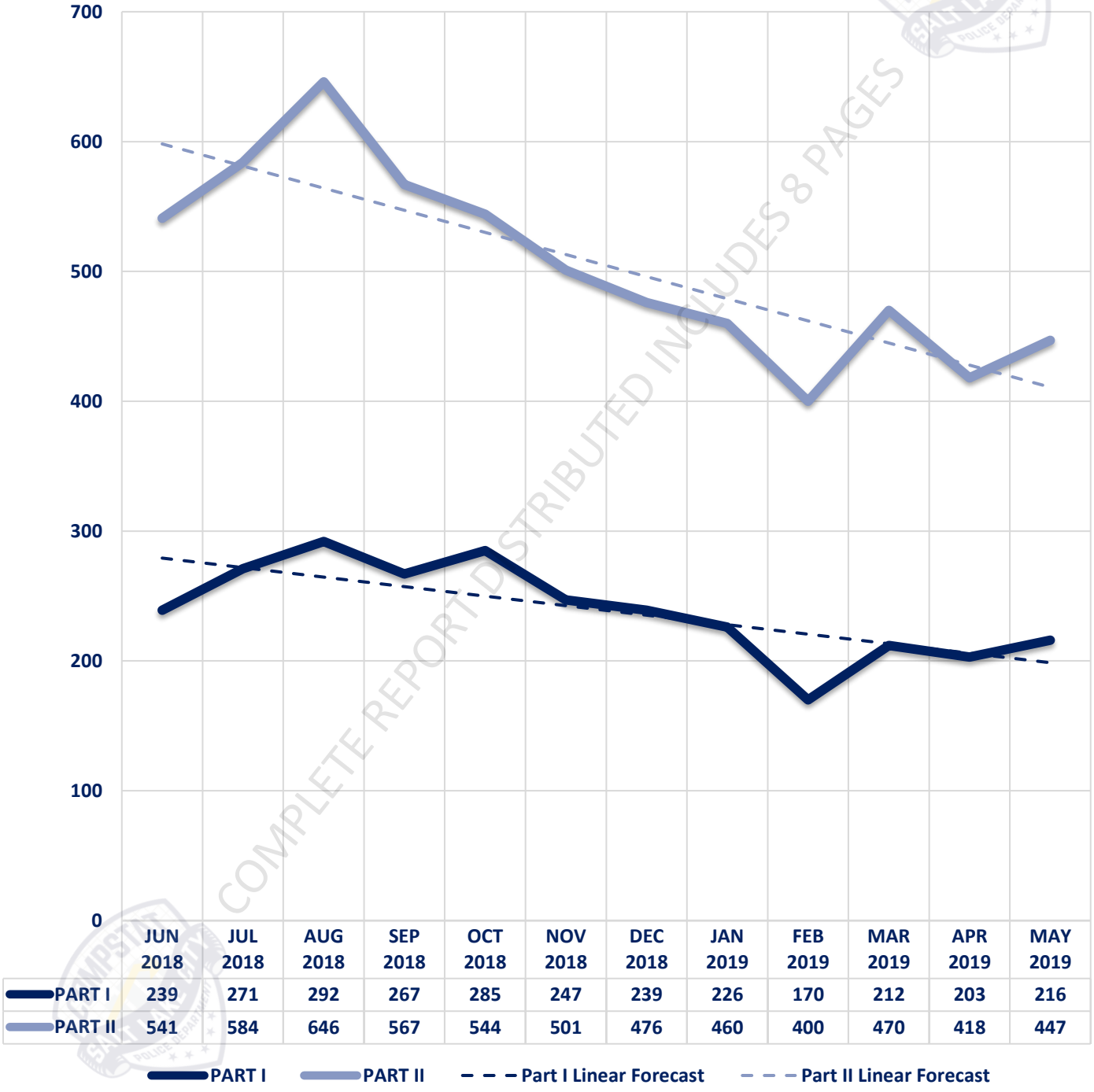

	JUN 2018	JUL 2018	AUG 2018	SEP 2018	OCT 2018	NOV 2018	DEC 2018	JAN 2019	FEB 2019	MAR 2019	APR 2019	MAY 2019
PART I	239	271	292	267	285	247	239	226	170	212	203	216
PART II	541	584	646	567	544	501	476	460	400	470	418	447

COMPLETE REPORT DISTRIBUTED INCLUDES 8 PAGES