



CITY COUNCIL DISTRICT #2 MONTHLY OFFENSE SUMMARY

JUNE 2019

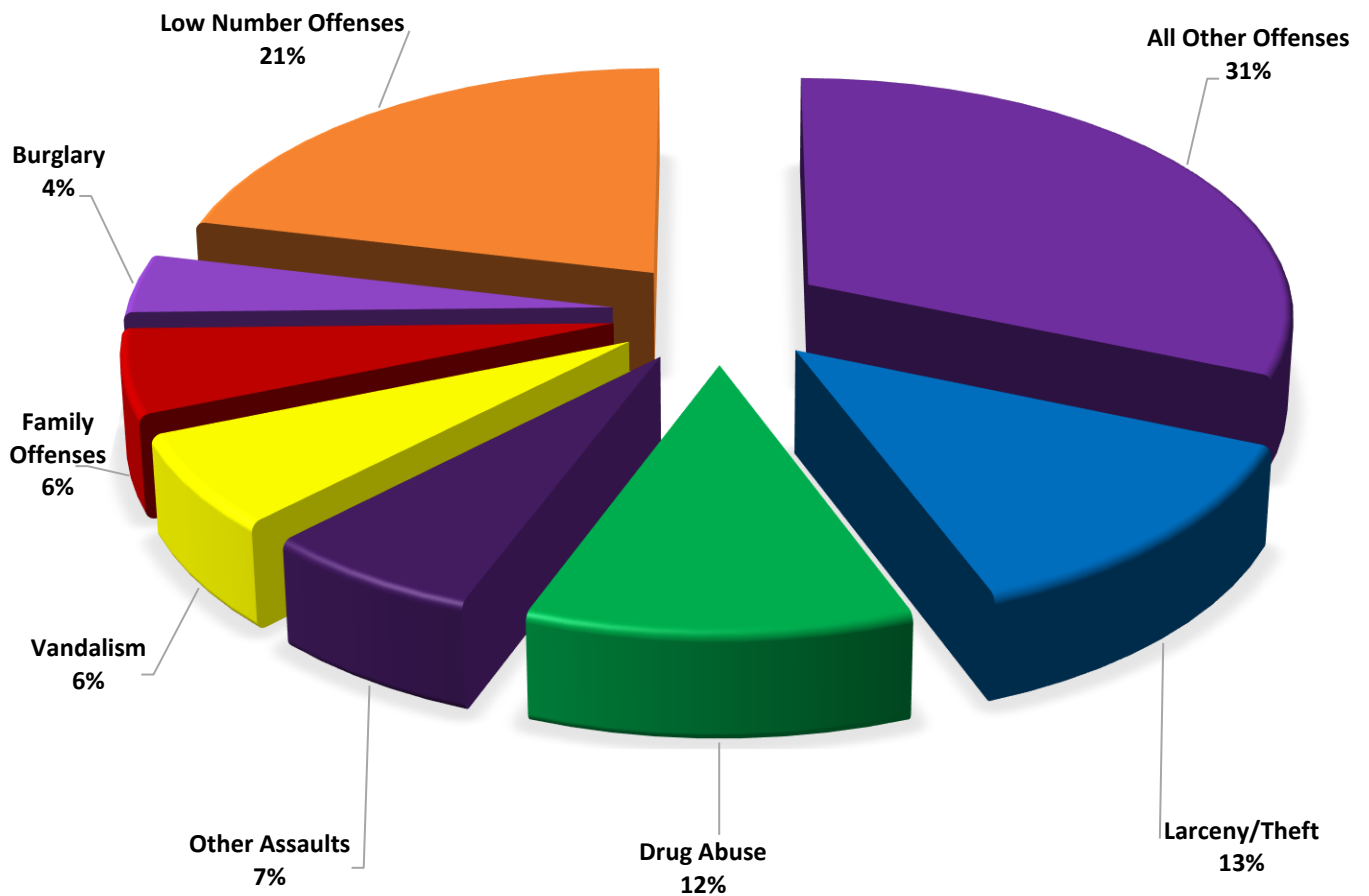
These figures represent preliminary counts of original Police Incident Reports and include all offenses within the above listed City Council District only. Full statistical analysis to determine the confidence level of this data has not been performed. The results contained herein are approximate in relation to the listed area and may not fully coincide with data shown in other areas of SLCPD's Crime Statistics page such as Calls for Service, Crimes Trending, and Crime Reports due to and reflective of departmental procedures that were in place at the time the event occurred and the date this data was compiled. Results displayed are not distinguished as attempted or completed crimes, do not include other calls for police service, and only represent police service where a report was made. Police Incident Reports are classified by primary offense categories as defined by the Uniform Crime Reporting (UCR) system, however for this report all offenses are included, and each incident may have more than one offense listed on it. In cases where there is more than one offense listed, all offenses are counted individually. Although every reasonable verification effort is made, the accuracy of any data is subject to the constraints of the report generation process as well as the manner, format, and point in time of any query.

- PART I OFFENSES:** Chosen by the FBI as Part I Offenses because they are serious crimes that occur with regularity in all areas of the country and are likely to be reported to Police.
- PART II OFFENSES:** All other crimes other than the eight Part I Offenses. The Uniform Crime Reporting Program gathers only arrest data for Part II Offenses, however, SLCPD results displayed in this document display all Part II Offenses, regardless of the presence of arrest data.
- ALL OTHER OFFENSES:** Under the Part II Offense section, 'All Other Offenses' include Peeping Tom, Trespass, Kidnap/Abduction, Pornography, Extortion/Blackmail, Bribery, Warrants, Sexual Offenses, Obstruction, Public Peace, and Hit & Run.
- NON-UCR OFFENSES:** Non-UCR Offenses include reports for all other offenses not classified as a Part I or Part II Offense. Results displayed separate some of these offenses such as Ambulance Calls, Deaths, Missing Persons, Suicides, Suspicious Activity, and Traffic Accidents.
- ALL OTHER NON-UCR:** Under the Non-UCR category, 'All Other' include the remainder of offenses not classified as Part I or Part II and not separated from the Non-UCR Offenses. These include things such as Loud Parties, Barking Dogs, Mentally Ill Subjects, Citizen Assistance, etc.
- LOW NUMBER OFFENSES:** On page two, in the interest of space and allowing for easier viewing, the category titled 'Low Number Offenses' include Part I and Part II Offenses from page one that have totals under the amount of 25.

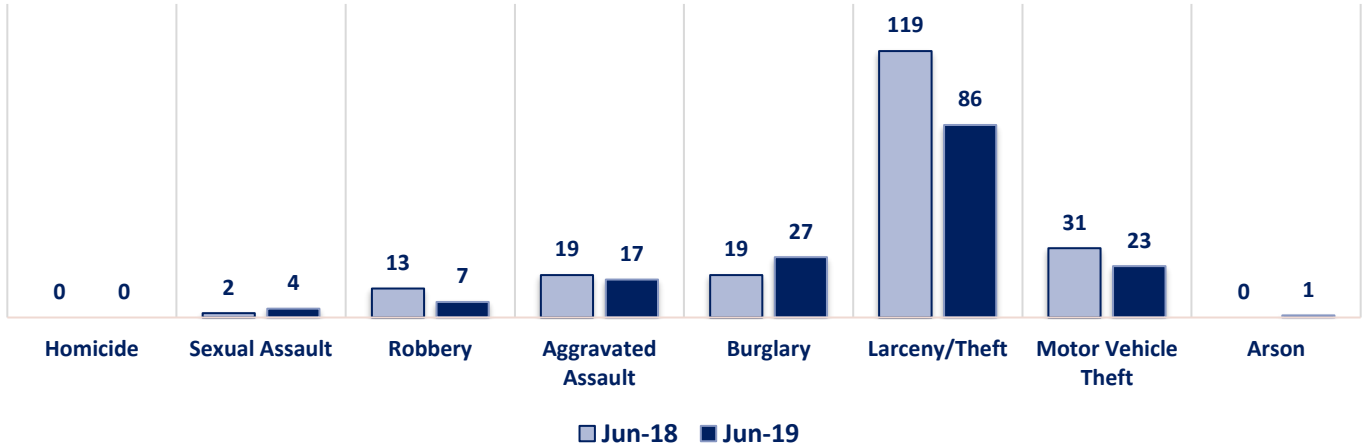
Offenses

		OFFENSE	JUN 18	JUN 19	OFFENSE	JUN 18	JUN 19
PART I OFFENSES		Homicide	0	0	Other Assaults	92	44
		Sexual Assault	2	4	Forgery/Counterfeit	7	6
		Robbery	13	7	Fraud	24	25
		Aggravated Assault	19	17	Embezzlement	0	1
		Burglary	19	27	Stolen Property	8	9
		Larceny/Theft	119	86	Vandalism	56	43
		Motor Vehicle Theft	31	23	Weapons	9	5
		Arson	0	1	Prostitution	10	0
		PART I TOTALS	203	165	Sex Offenses	6	4
NON-UCR OFFENSES		Ambulance Calls	20	25	Drug Abuse	115	77
		Deaths	6	8	Gambling	0	0
		Missing Persons	7	14	Family Offenses	61	39
		Suicides	0	1	DUI	19	11
		Suspicious Activity	29	24	Liquor Laws	6	2
		Traffic Accidents	93	90	Drunkenness	12	6
		All Other	279	242	Disorderly Conduct	11	13
			NON-UCR TOTALS	434	404	All Other Offenses	213
TOTALS		PART I OFFENSES	203	165	Curfew/Loitering	0	0
		PART II OFFENSES	657	502	Runaway	8	8
		NON-UCR OFFENSES	434	404	PART II TOTALS	657	502
			TOTAL	1294	1071		

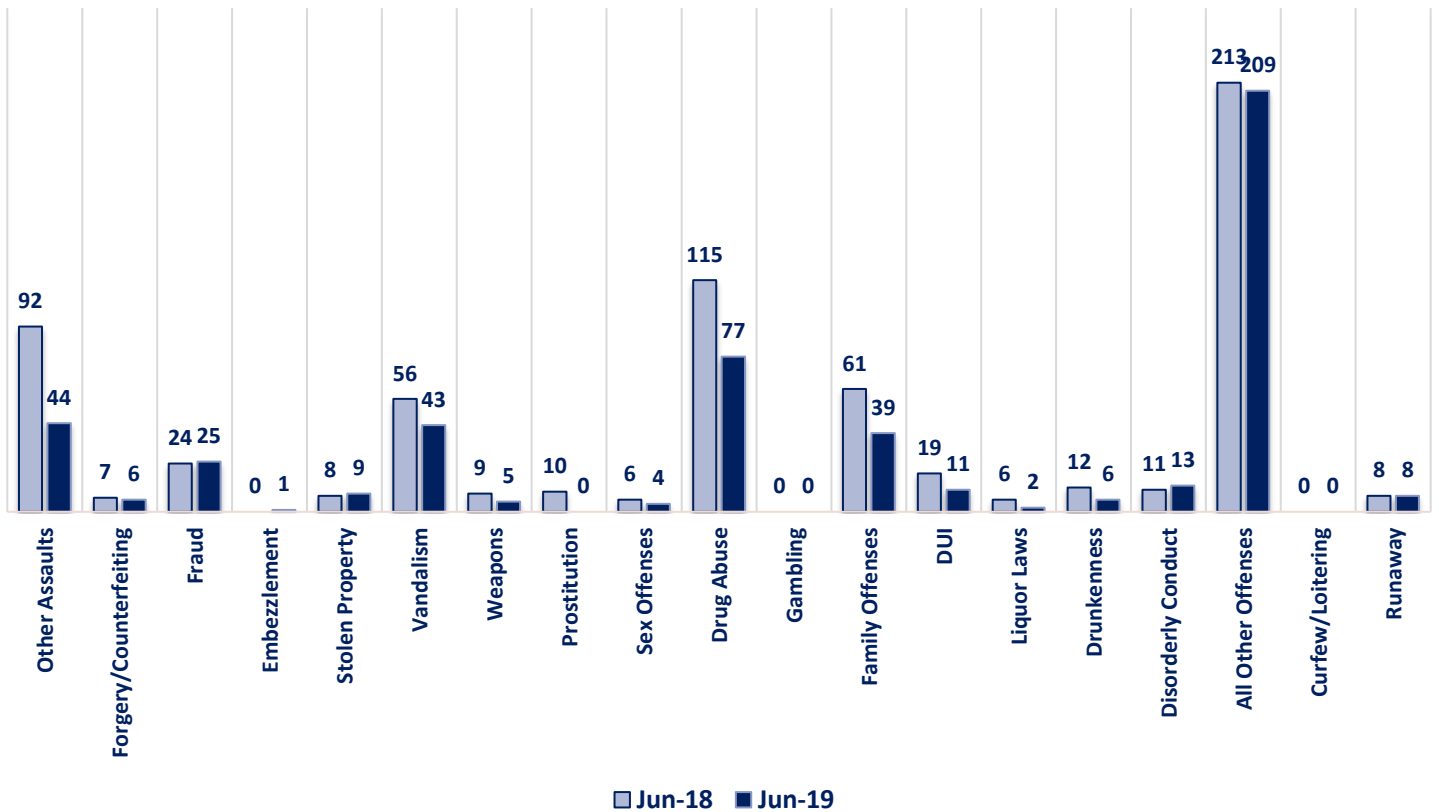
JUNE 2019 - PART I & II OFFENSE PERCENTAGES



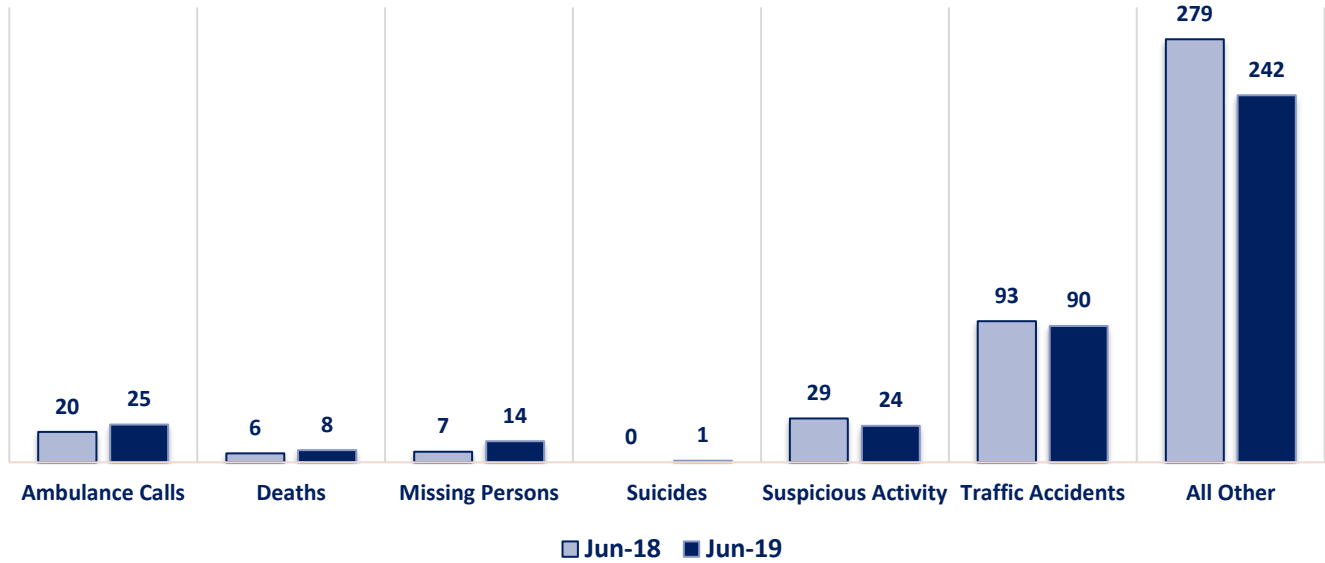
Part I Offenses



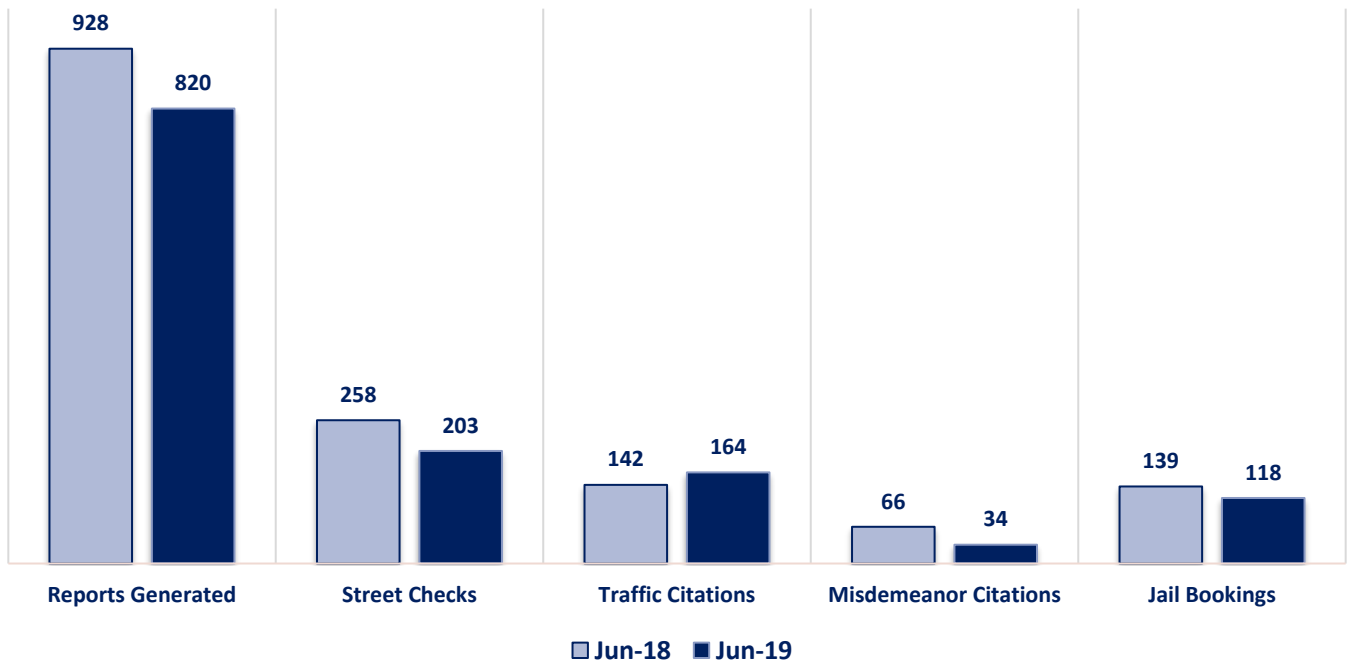
Part II Offenses



Non-UCR Offenses

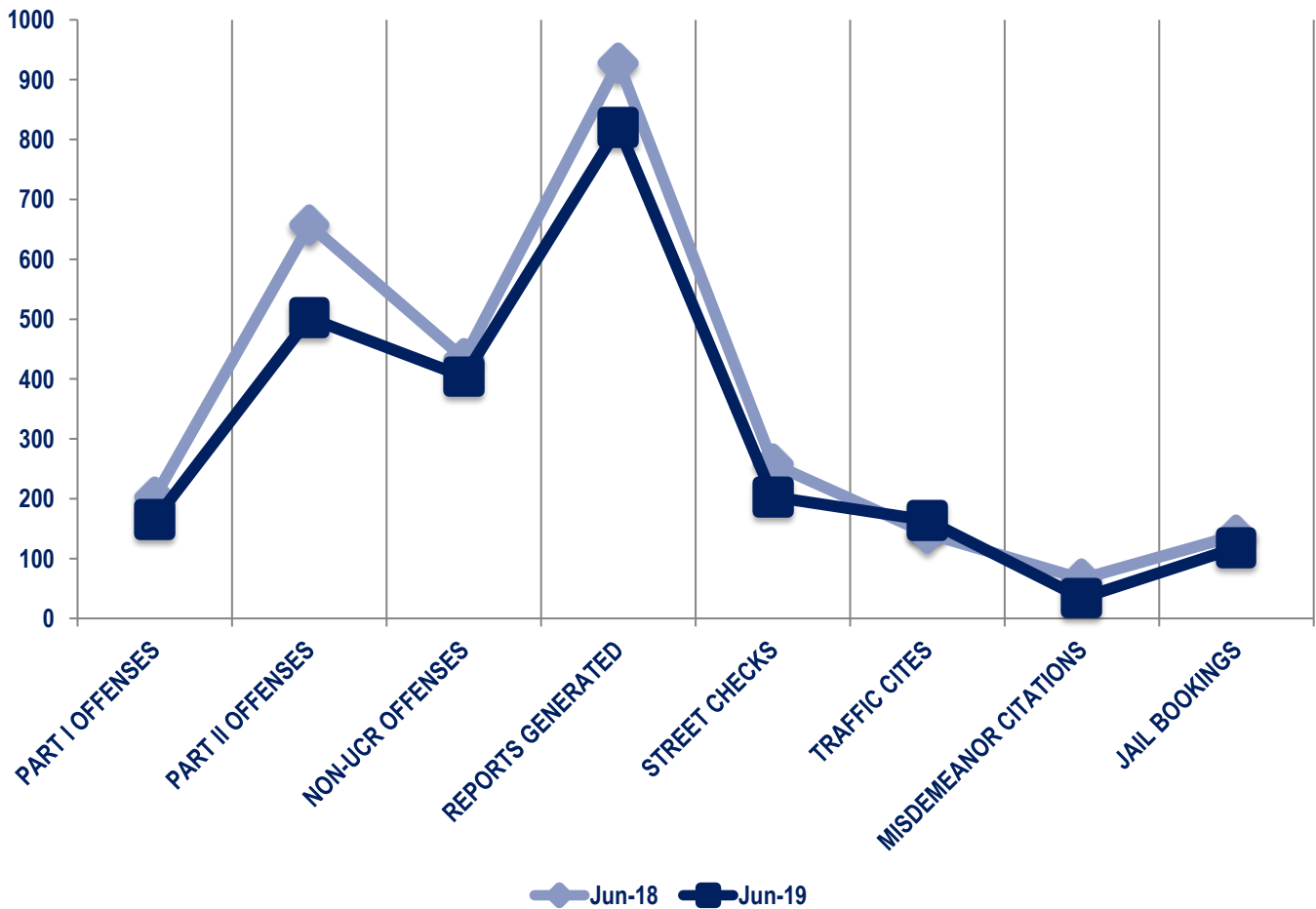


Other Event Totals



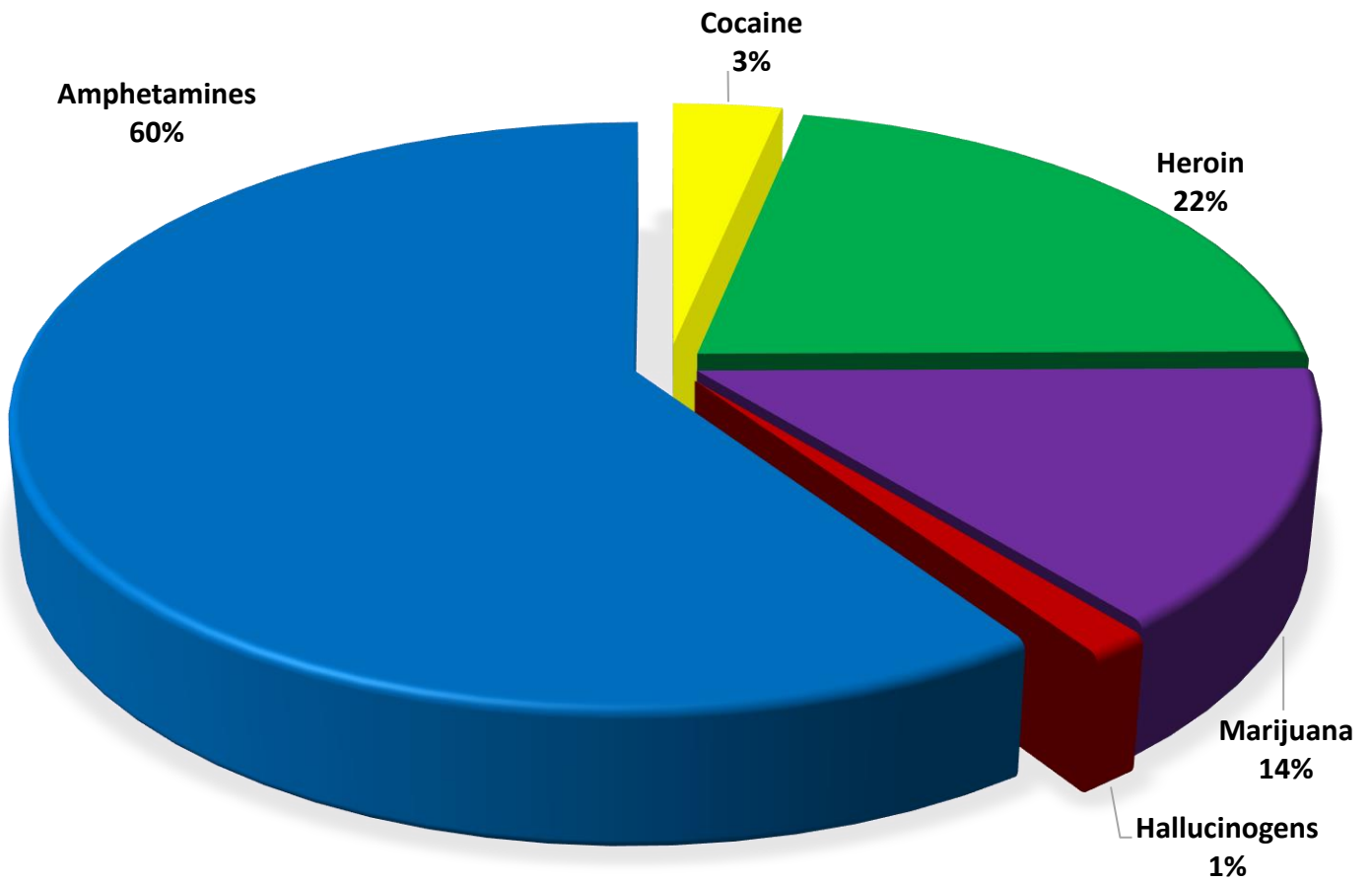
Combined Offense/Event Trends

	JUN 2018	JUN 2019
Part I Offenses	203	165
Part II Offenses	657	502
NonUCR Offenses	434	404
Reports Generated	928	820
Street Checks	258	203
Traffic Citations	142	164
Misdemeanor Citations	66	34
Jail Bookings	139	118



Seized Drugs

TYPE	DOSES		STREET VALUE
Cocaine	39.2	\$	392.00
Heroin	254.0	\$	2,540.00
Marijuana	167.8	\$	1,007.08
Hallucinogens	16.4	\$	32.80
Amphetamines	702.0	\$	7,020.00
TOTAL	1179.4	\$	10,991.88



Part I & II Offenses - One Year

