



## CITY COUNCIL DISTRICT #2 MONTHLY OFFENSE SUMMARY

JULY 2019

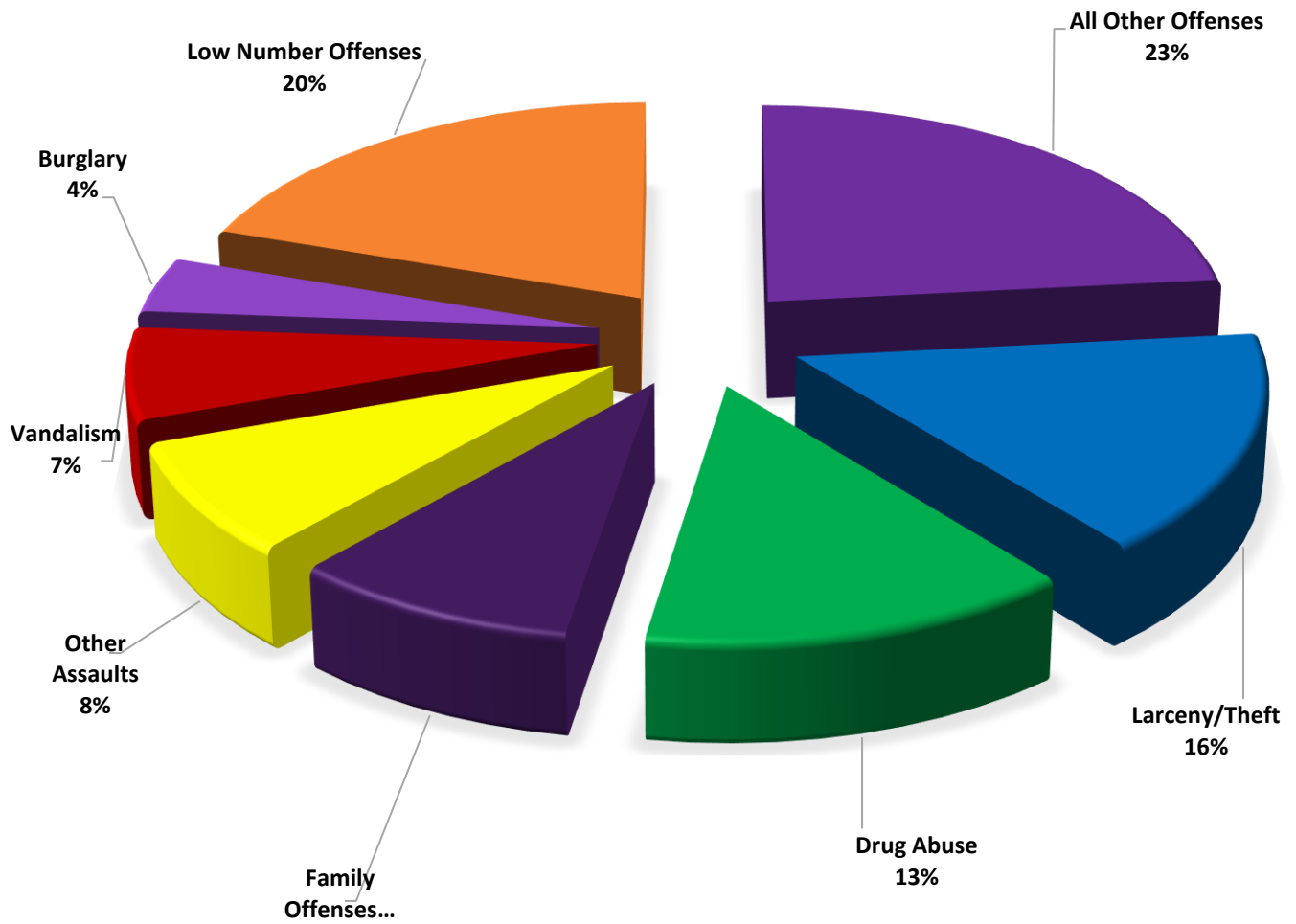
These figures represent preliminary counts of original Police Incident Reports and include all offenses within the above listed City Council District only. Full statistical analysis to determine the confidence level of this data has not been performed. The results contained herein are approximate in relation to the listed area and may not fully coincide with data shown in other areas of SLCPD's Crime Statistics page such as Calls for Service, Crimes Trending, and Crime Reports due to and reflective of departmental procedures that were in place at the time the event occurred and the date this data was compiled. Results displayed are not distinguished as attempted or completed crimes, do not include other calls for police service, and only represent police service where a report was made. Police Incident Reports are classified by primary offense categories as defined by the Uniform Crime Reporting (UCR) system, however for this report all offenses are included, and each incident may have more than one offense listed on it. In cases where there is more than one offense listed, all offenses are counted individually. Although every reasonable verification effort is made, the accuracy of any data is subject to the constraints of the report generation process as well as the manner, format, and point in time of any query.

- PART I OFFENSES:** Chosen by the FBI as Part I Offenses because they are serious crimes that occur with regularity in all areas of the country and are likely to be reported to Police.
  
- PART II OFFENSES:** All other crimes other than the eight Part I Offenses. The Uniform Crime Reporting Program gathers only arrest data for Part II Offenses, however, SLCPD results displayed in this document display all Part II Offenses, regardless of the presence of arrest data.
  
- ALL OTHER OFFENSES:** Under the Part II Offense section, 'All Other Offenses' include Peeping Tom, Trespass, Kidnap/Abduction, Pornography, Extortion/Blackmail, Bribery, Warrants, Sexual Offenses, Obstruction, Public Peace, and Hit & Run.
  
- NON-UCR OFFENSES:** Non-UCR Offenses include reports for all other offenses not classified as a Part I or Part II Offense. Results displayed separate some of these offenses such as Ambulance Calls, Deaths, Missing Persons, Suicides, Suspicious Activity, and Traffic Accidents.
  
- ALL OTHER NON-UCR:** Under the Non-UCR category, 'All Other' include the remainder of offenses not classified as Part I or Part II and not separated from the Non-UCR Offenses. These include things such as Loud Parties, Barking Dogs, Mentally Ill Subjects, Citizen Assistance, etc.
  
- LOW NUMBER OFFENSES:** On page two, in the interest of space and allowing for easier viewing, the category titled 'Low Number Offenses' include Part I and Part II Offenses from page one that have totals under the amount of 22.

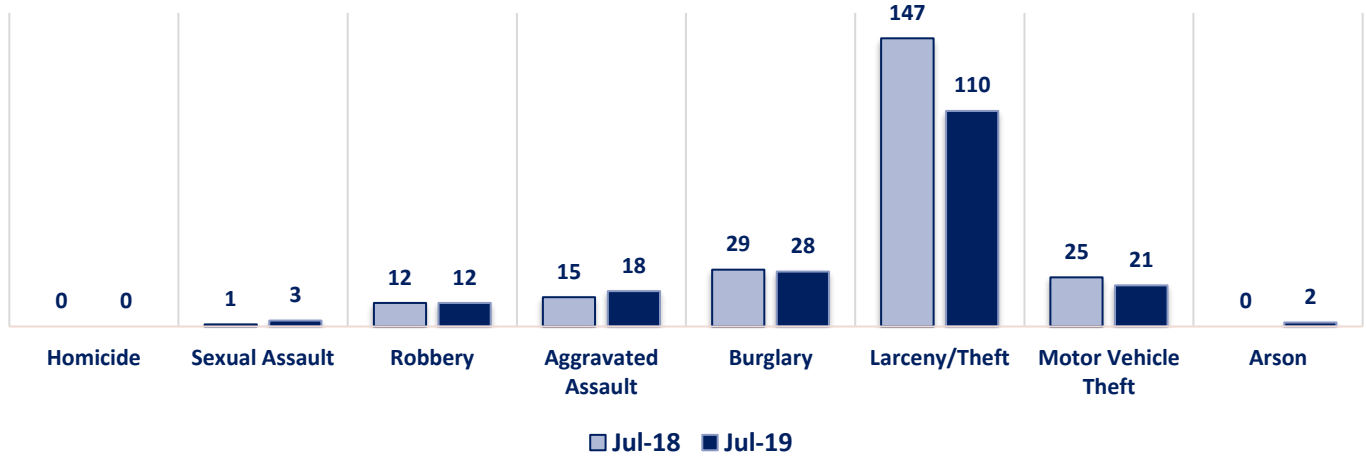
### Offenses

		OFFENSE	JULY 18	JULY 19	OFFENSE	JULY 18	JULY 19
<b>PART I OFFENSES</b>		Homicide	0	0	Other Assaults	64	56
		Sexual Assault	1	3	Forgery/Counterfeit	9	7
		Robbery	12	12	Fraud	28	22
		Aggravated Assault	15	18	Embezzlement	0	0
		Burglary	29	28	Stolen Property	11	7
		Larceny/Theft	147	110	Vandalism	50	46
		Motor Vehicle Theft	25	21	Weapons	11	10
		Arson	0	2	Prostitution	15	5
		<b>PART I TOTALS</b>	<b>229</b>	<b>194</b>	Sex Offenses	3	3
<b>NON-UCR OFFENSES</b>		Ambulance Calls	18	18	Drug Abuse	185	94
		Deaths	5	4	Gambling	0	0
		Missing Persons	8	3	Family Offenses	57	63
		Suicides	0	0	DUI	13	8
		Suspicious Activity	18	17	Liquor Laws	3	2
		Traffic Accidents	76	86	Drunkenness	11	8
		All Other	261	220	Disorderly Conduct	7	10
		<b>NON-UCR TOTALS</b>	<b>386</b>	<b>348</b>	All Other Offenses	278	163
<b>TOTALS</b>		<b>PART I OFFENSES</b>	<b>229</b>	<b>194</b>	Curfew/Loitering	1	0
		<b>PART II OFFENSES</b>	<b>752</b>	<b>504</b>	Runaway	6	0
		<b>NON-UCR OFFENSES</b>	<b>386</b>	<b>348</b>	<b>PART II TOTALS</b>	<b>752</b>	<b>504</b>
		<b>TOTAL</b>	<b>1367</b>	<b>1046</b>			

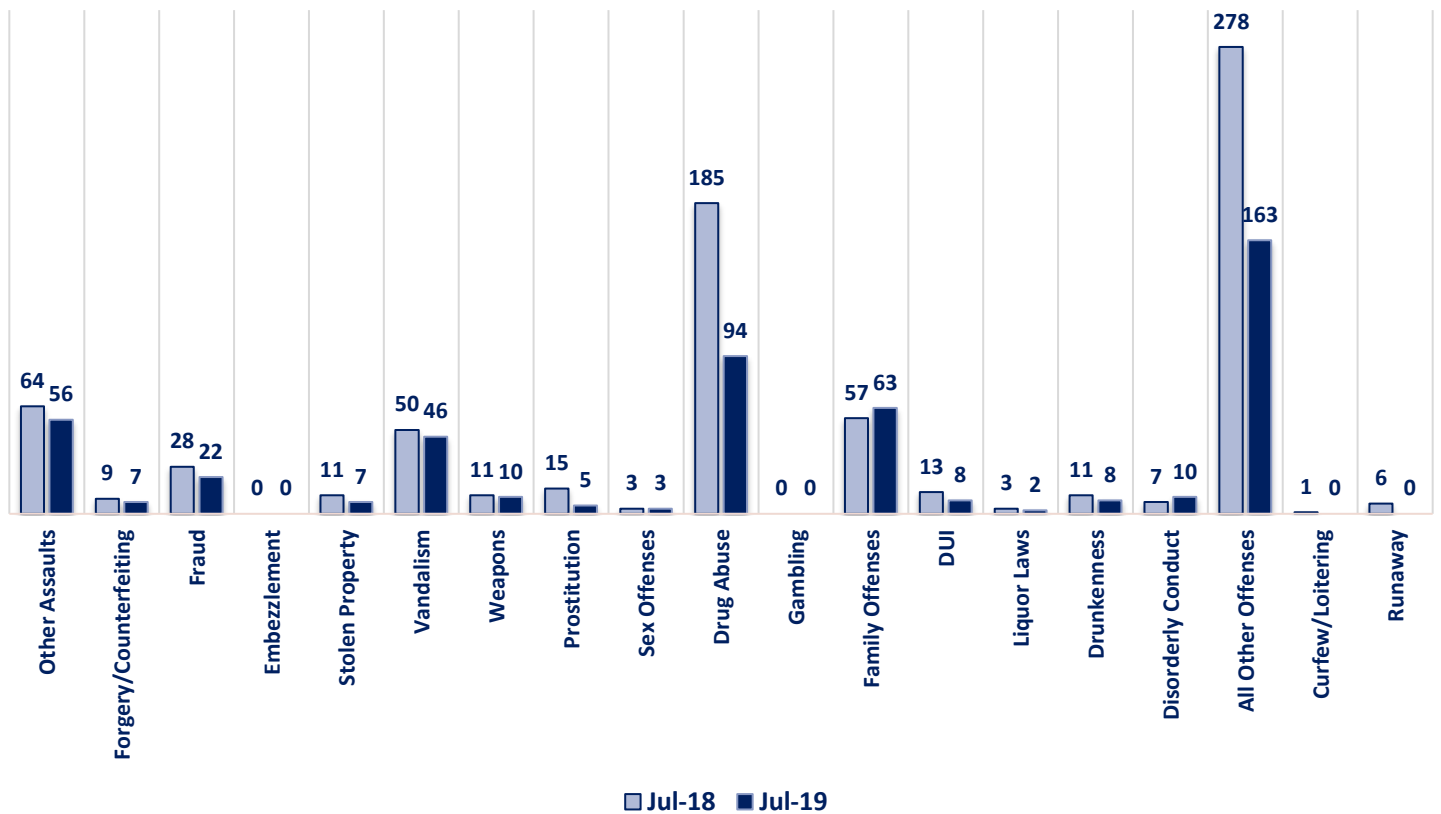
**JULY 2019 - PART I & II OFFENSE PERCENTAGES**



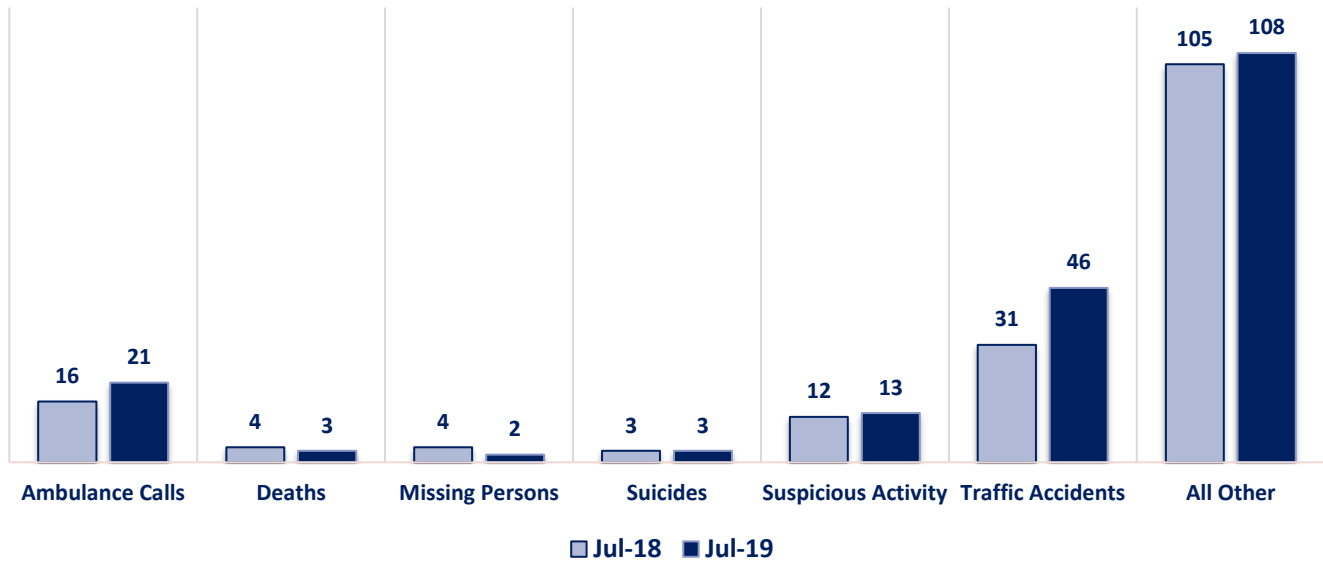
**Part I Offenses**



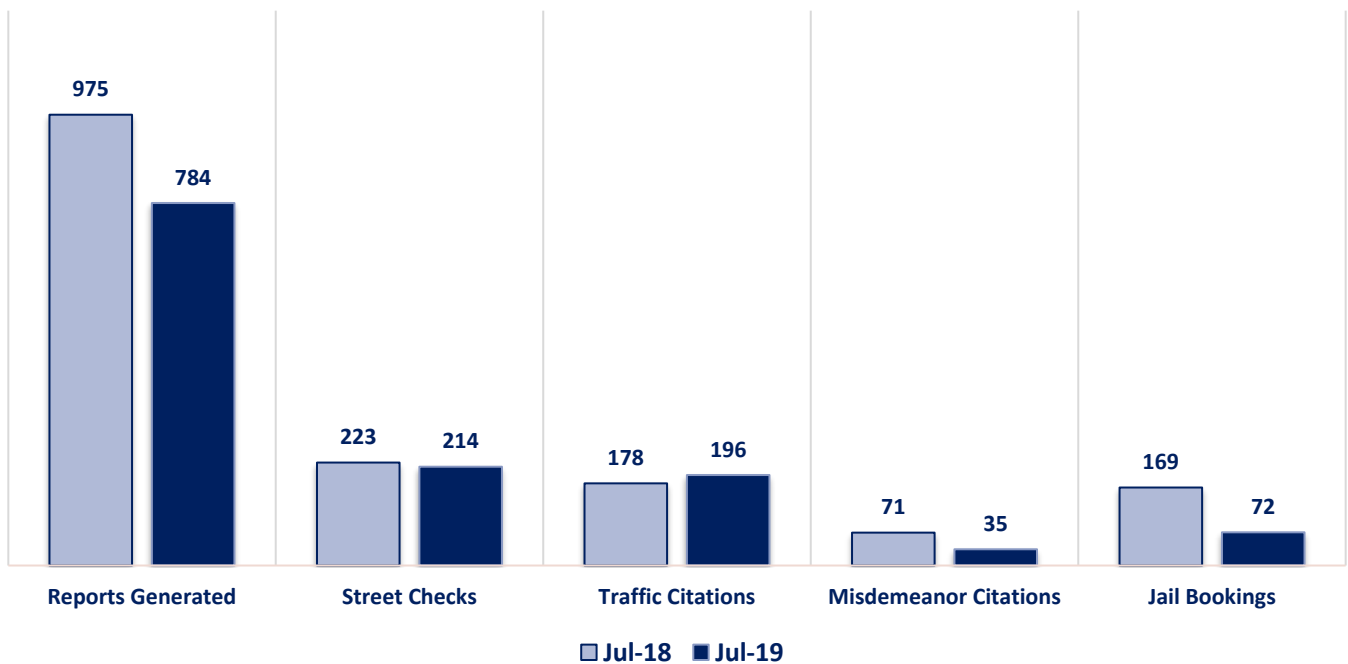
**Part II Offenses**



### Non-UCR Offenses

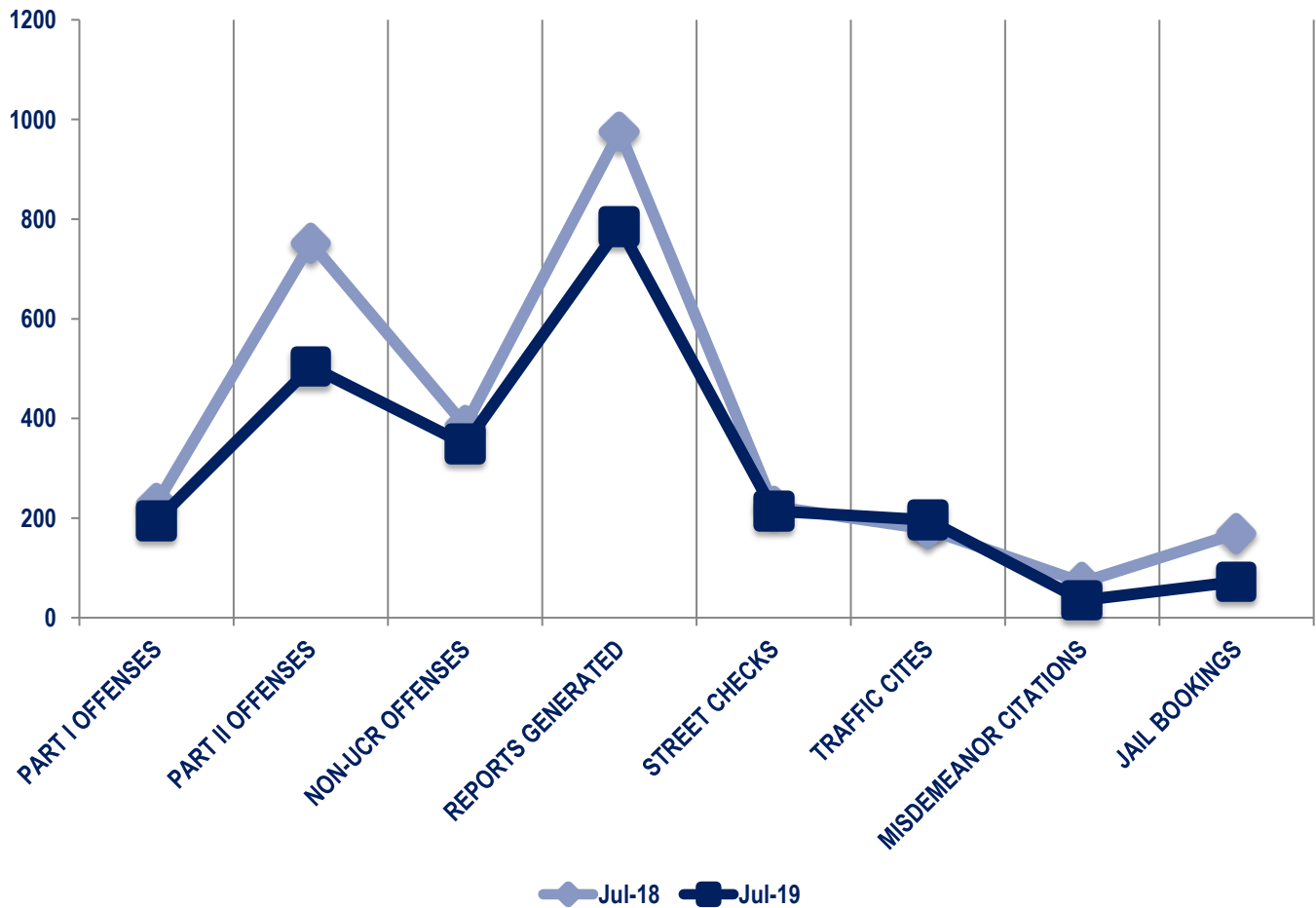


### Other Event Totals



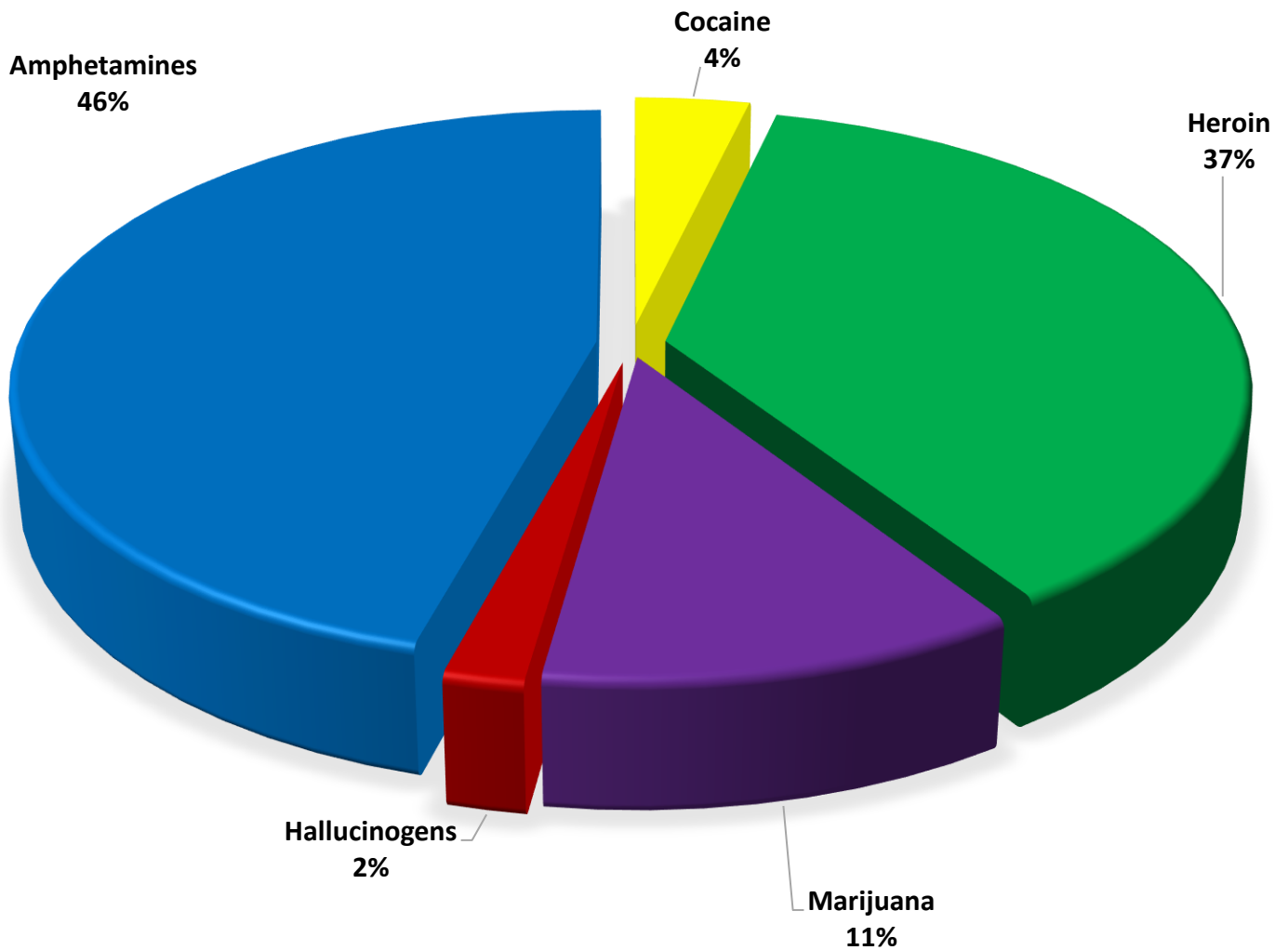
### Combined Offense/Event Trends

	JULY 2018	JULY 2019
<b>Part I Offenses</b>	229	194
<b>Part II Offenses</b>	752	504
<b>NonUCR Offenses</b>	386	348
<b>Reports Generated</b>	975	784
<b>Street Checks</b>	223	214
<b>Traffic Citations</b>	178	196
<b>Misdemeanor Citations</b>	71	35
<b>Jail Bookings</b>	169	72



### Seized Drugs

TYPE	DOSES	STREET VALUE	
Cocaine	96.0	\$	960.00
Heroin	962.4	\$	9,624.41
Marijuana	297.4	\$	1,784.31
Hallucinogens	50.3	\$	100.53
Amphetamines	1188.4	\$	11,884.00
<b>TOTAL</b>	<b>2594.5</b>	<b>\$</b>	<b>24,353.25</b>



**Part I & II Offenses - One Year**

