



CITY COUNCIL DISTRICT #4 MONTHLY OFFENSE SUMMARY

JULY 2019

These figures represent preliminary counts of original Police Incident Reports and include all offenses within the above listed City Council District only. Full statistical analysis to determine the confidence level of this data has not been performed. The results contained herein are approximate in relation to the listed area and may not fully coincide with data shown in other areas of SLCPD's Crime Statistics page such as Calls for Service, Crimes Trending, and Crime Reports due to and reflective of departmental procedures that were in place at the time the event occurred and the date this data was compiled. Results displayed are not distinguished as attempted or completed crimes, do not include other calls for police service, and only represent police service where a report was made. Police Incident Reports are classified by primary offense categories as defined by the Uniform Crime Reporting (UCR) system, however for this report all offenses are included, and each incident may have more than one offense listed on it. In cases where there is more than one offense listed, all offenses are counted individually. Although every reasonable verification effort is made, the accuracy of any data is subject to the constraints of the report generation process as well as the manner, format, and point in time of any query.

- PART I OFFENSES:** Chosen by the FBI as Part I Offenses because they are serious crimes that occur with regularity in all areas of the country and are likely to be reported to Police.

- PART II OFFENSES:** All other crimes other than the eight Part I Offenses. The Uniform Crime Reporting Program gathers only arrest data for Part II Offenses, however, SLCPD results displayed in this document display all Part II Offenses, regardless of the presence of arrest data.

- ALL OTHER OFFENSES:** Under the Part II Offense section, 'All Other Offenses' include Peeping Tom, Trespass, Kidnap/Abduction, Pornography, Extortion/Blackmail, Bribery, Warrants, Sexual Offenses, Obstruction, Public Peace, and Hit & Run.

- NON-UCR OFFENSES:** Non-UCR Offenses include reports for all other offenses not classified as a Part I or Part II Offense. Results displayed separate some of these offenses such as Ambulance Calls, Deaths, Missing Persons, Suicides, Suspicious Activity, and Traffic Accidents.

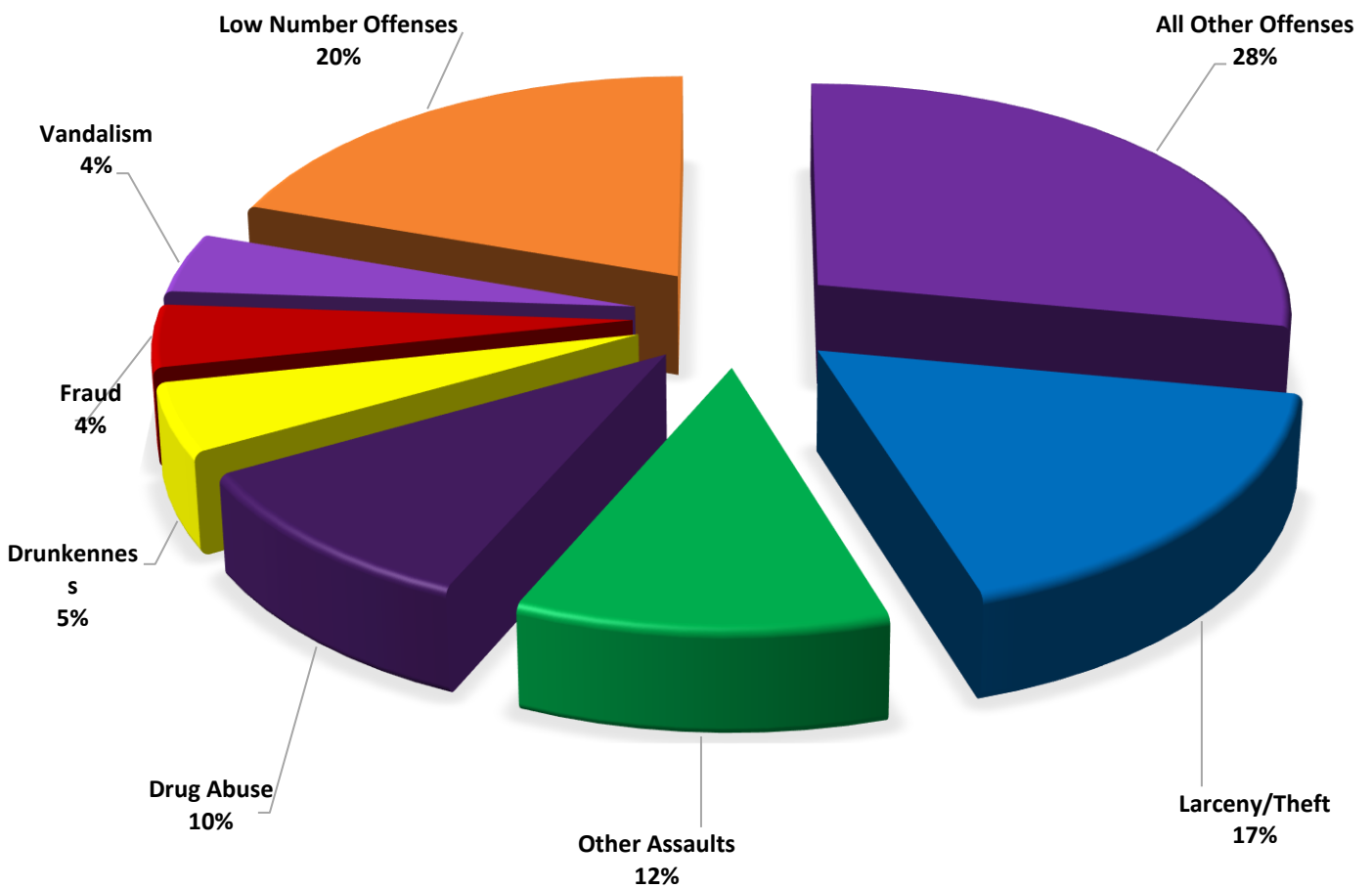
- ALL OTHER NON-UCR:** Under the Non-UCR category, 'All Other' include the remainder of offenses not classified as Part I or Part II and not separated from the Non-UCR Offenses. These include things such as Loud Parties, Barking Dogs, Mentally Ill Subjects, Citizen Assistance, etc.

- LOW NUMBER OFFENSES:** On page two, in the interest of space and allowing for easier viewing, the category titled 'Low Number Offenses' include Part I and Part II Offenses from page one that have totals under the amount of 43.

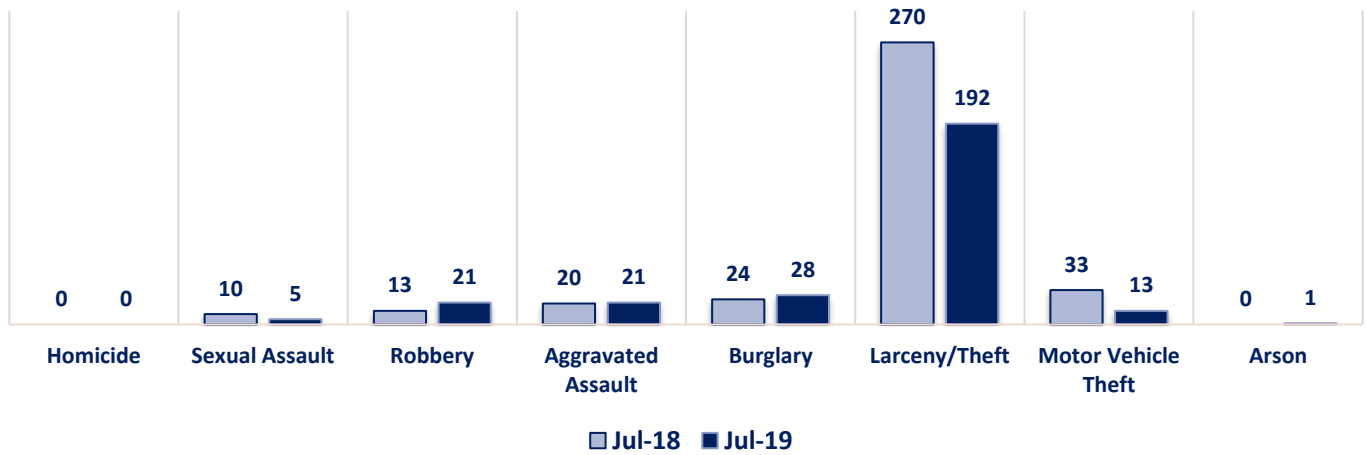
Offenses

		OFFENSE	JULY 18	JULY 19	OFFENSE	JULY 18	JULY 19
PART I OFFENSES		Homicide	0	0	Other Assaults	104	127
		Sexual Assault	10	5	Forgery/Counterfeit	15	9
		Robbery	13	21	Fraud	71	49
		Aggravated Assault	20	21	Embezzlement	0	0
		Burglary	24	28	Stolen Property	11	4
		Larceny/Theft	270	192	Vandalism	68	47
		Motor Vehicle Theft	33	13	Weapons	4	6
		Arson	0	1	Prostitution	7	2
	PART I TOTALS	370	281	Sex Offenses	10	2	
NON-UCR OFFENSES		Ambulance Calls	72	98	Drug Abuse	135	114
		Deaths	7	11	Gambling	0	1
		Missing Persons	15	26	Family Offenses	43	43
		Suicides	2	1	DUI	14	13
		Suspicious Activity	34	36	Liquor Laws	17	4
		Traffic Accidents	117	138	Drunkenness	47	54
		All Other	355	385	Disorderly Conduct	21	36
		NON-UCR TOTALS	602	695	All Other Offenses	320	311
TOTALS		PART I OFFENSES	370	281	Curfew/Loitering	0	0
		PART II OFFENSES	894	832	Runaway	7	10
		NON-UCR OFFENSES	602	695	PART II TOTALS	894	832
		TOTAL	1866	1808			

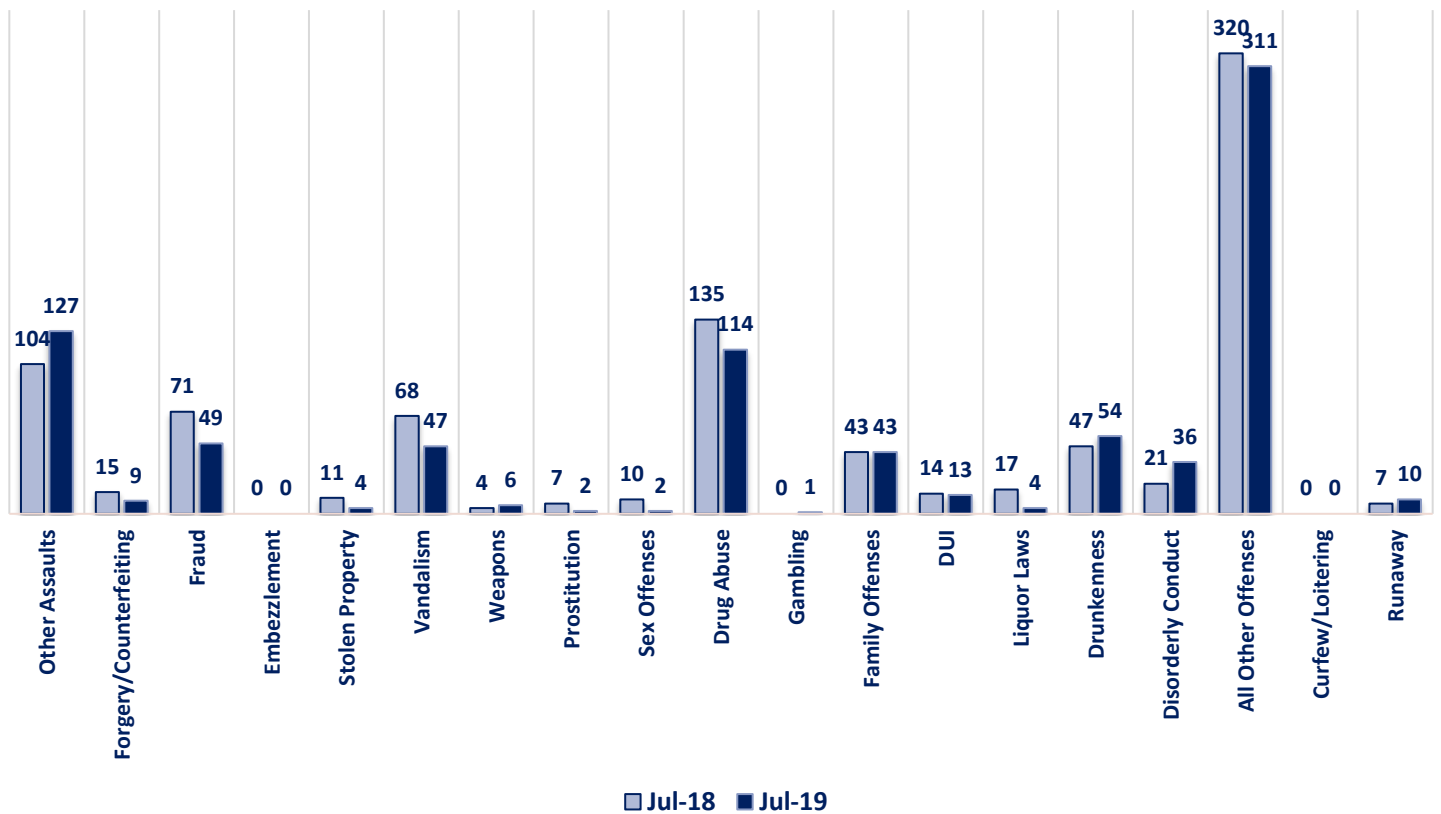
JULY 2019 - PART I & II OFFENSE PERCENTAGES



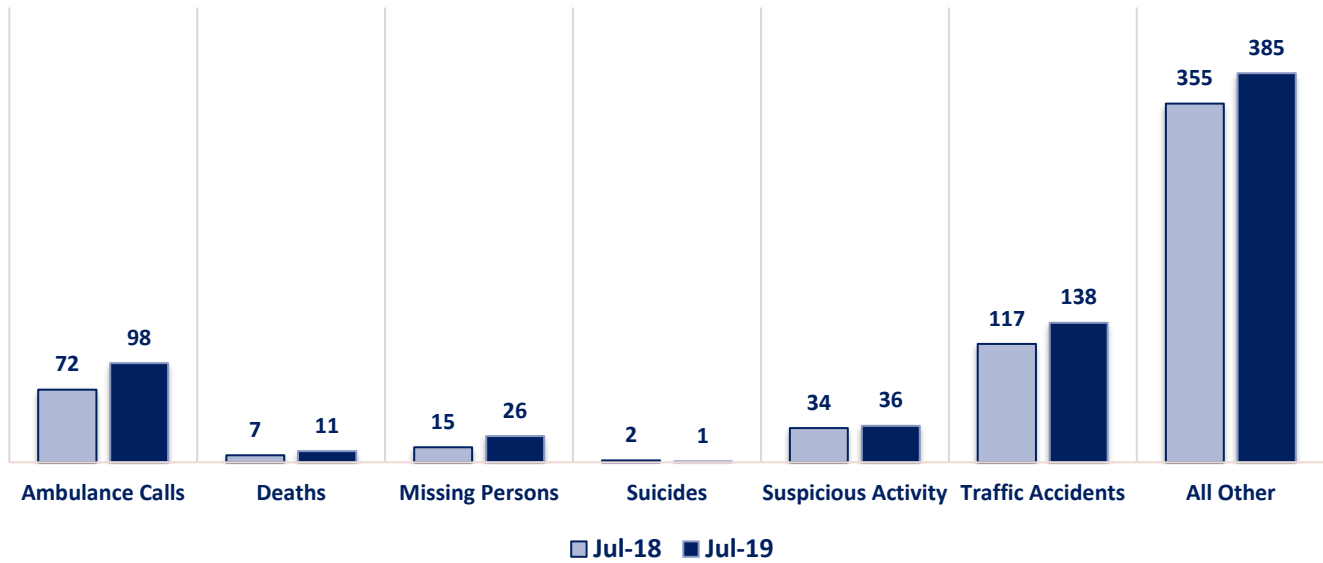
Part I Offenses



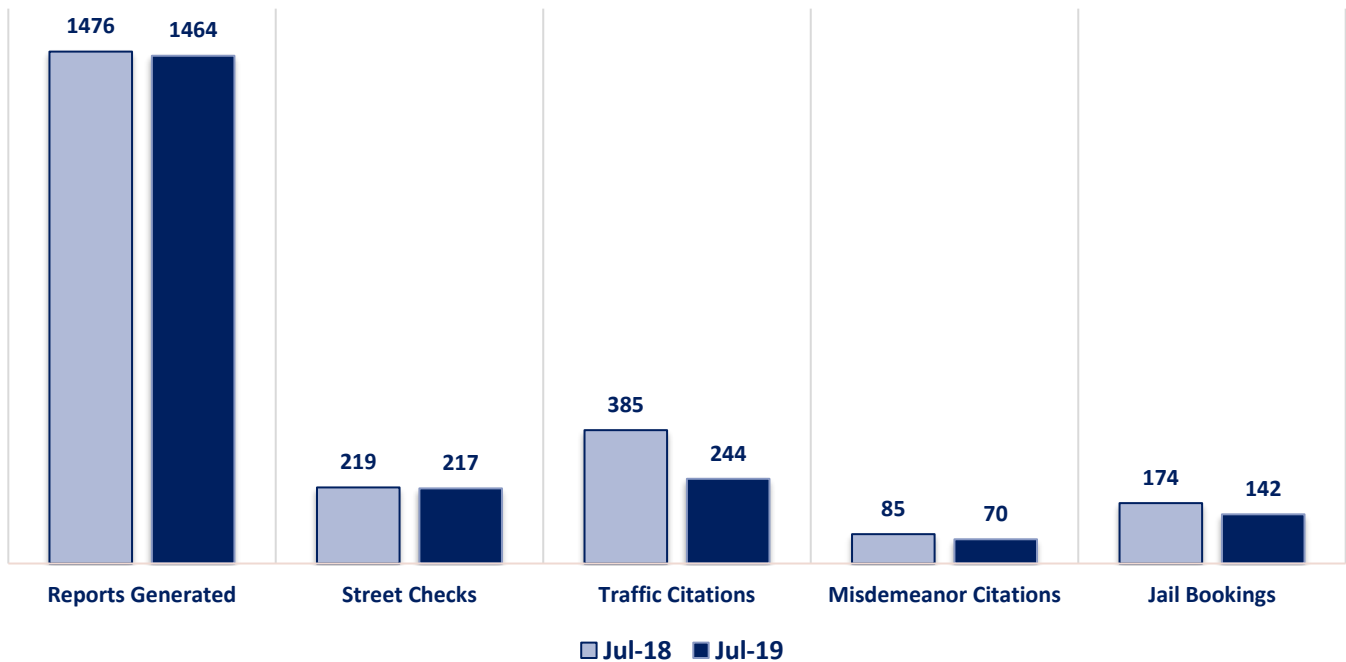
Part II Offenses



Non-UCR Offenses

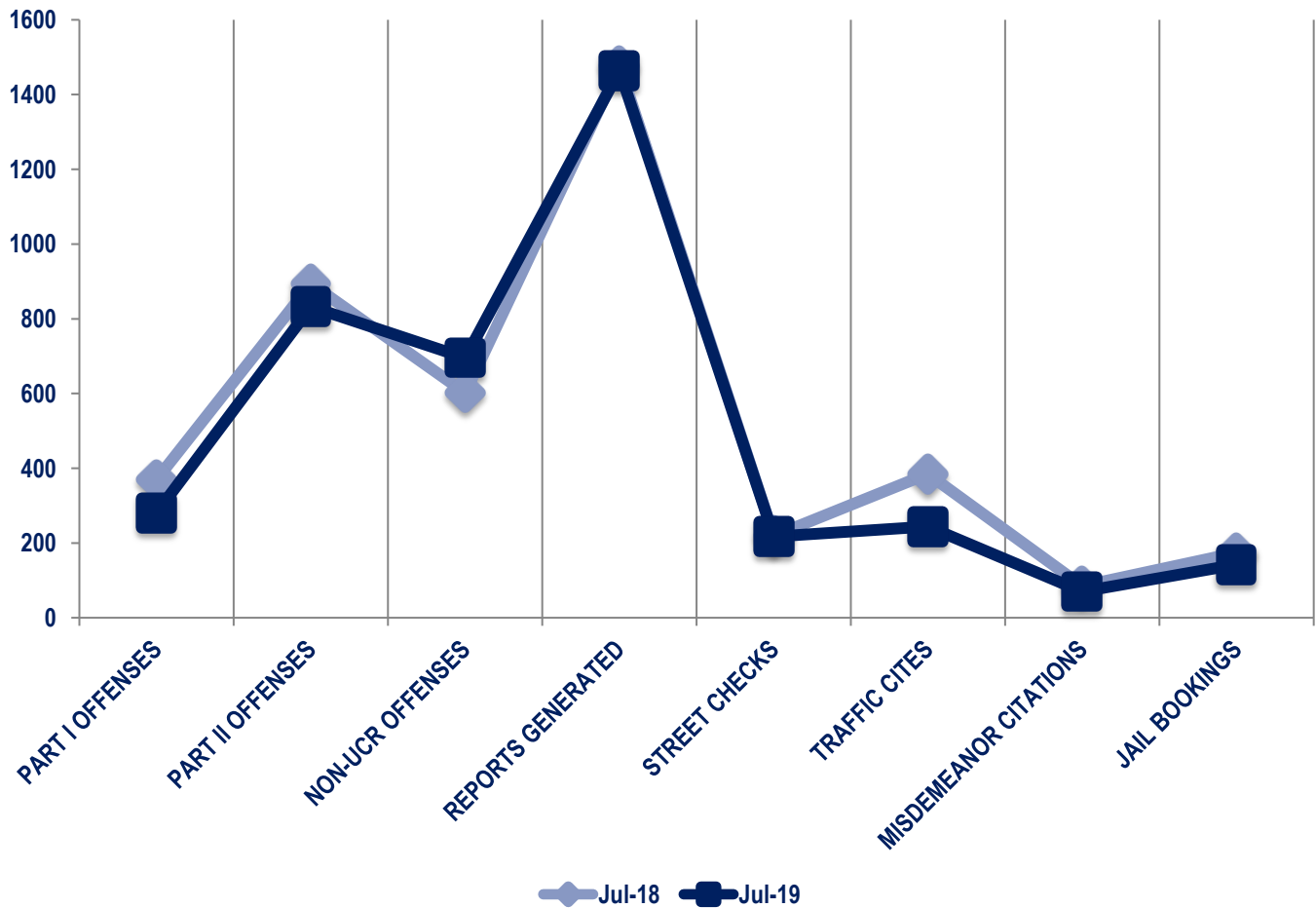


Other Event Totals



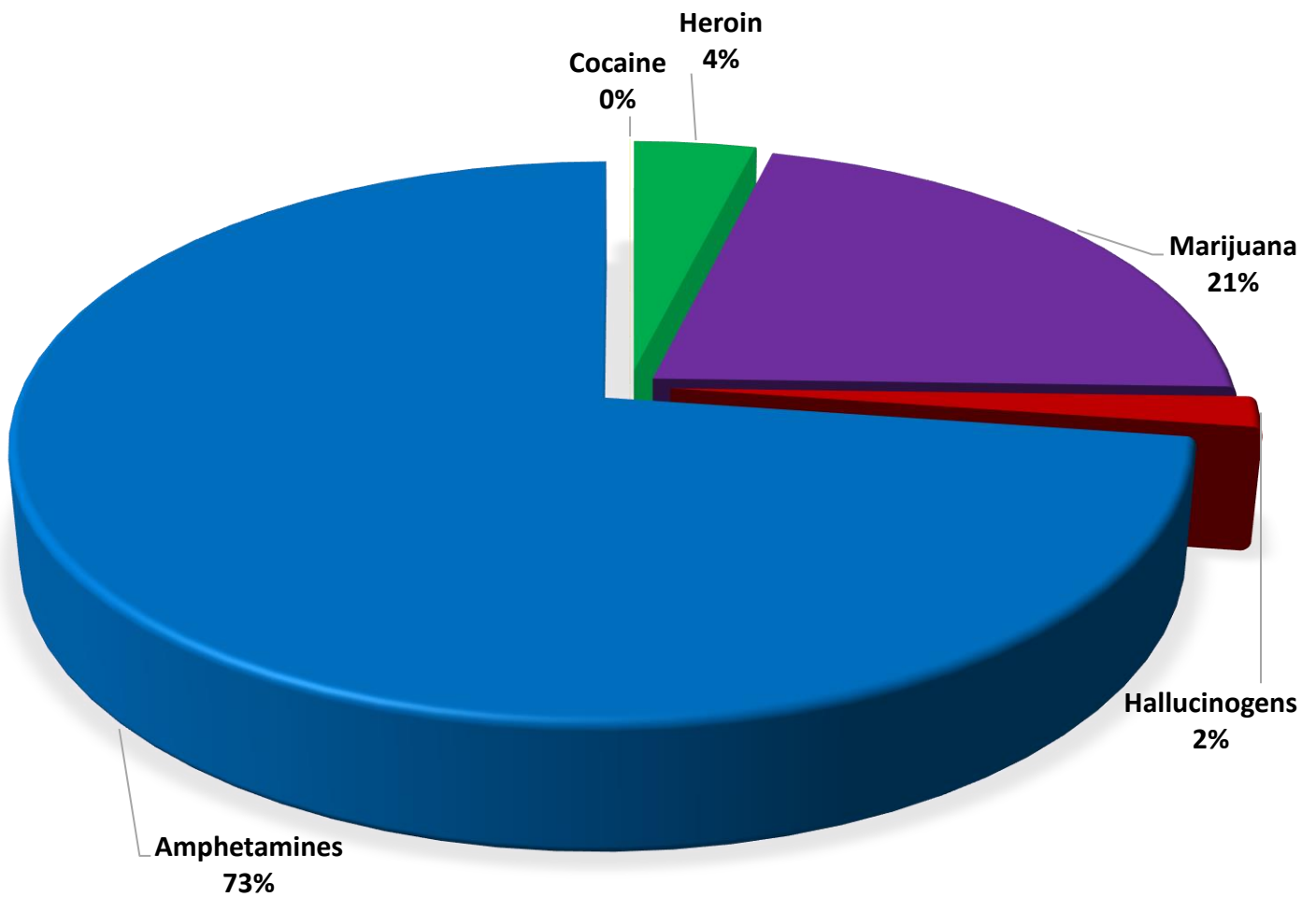
Combined Offense/Event Trends

	JULY 2018	JULY 2019
Part I Offenses	370	281
Part II Offenses	894	832
NonUCR Offenses	602	695
Reports Generated	1476	1464
Street Checks	219	217
Traffic Citations	385	244
Misdemeanor Citations	85	70
Jail Bookings	174	142



Seized Drugs

TYPE	DOSES	STREET VALUE
Cocaine	1.5	\$ 15.00
Heroin	307.5	\$ 3,075.00
Marijuana	1696.5	\$ 10,179.20
Hallucinogens	139.9	\$ 279.84
Amphetamines	5728.7	\$ 57,287.00
TOTAL	7874.2	\$ 70,836.03



Part I & II Offenses - One Year

