



CITY COUNCIL DISTRICT #5 MONTHLY OFFENSE SUMMARY

JULY 2019

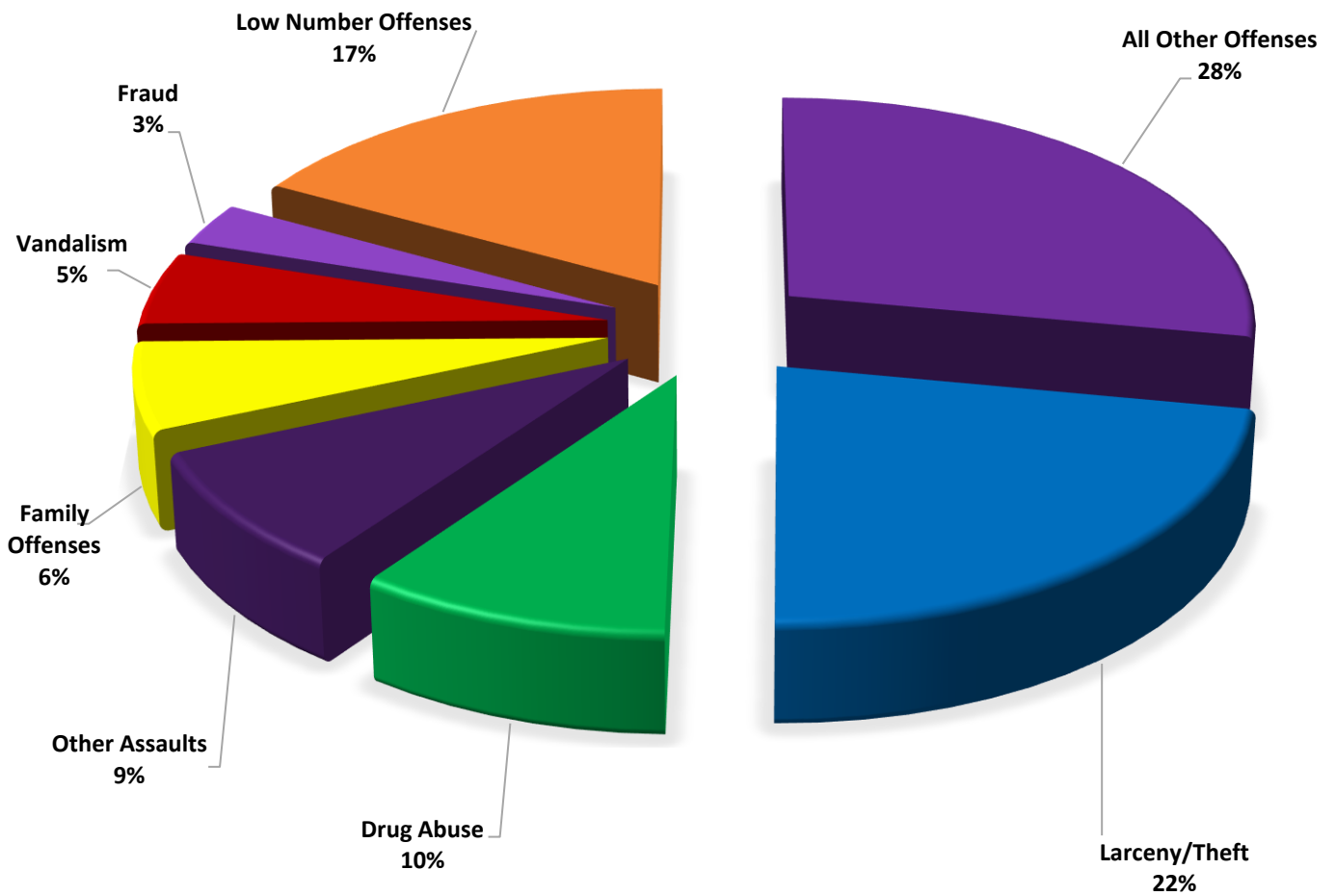
These figures represent preliminary counts of original Police Incident Reports and include all offenses within the above listed City Council District only. Full statistical analysis to determine the confidence level of this data has not been performed. The results contained herein are approximate in relation to the listed area and may not fully coincide with data shown in other areas of SLCPD's Crime Statistics page such as Calls for Service, Crimes Trending, and Crime Reports due to and reflective of departmental procedures that were in place at the time the event occurred and the date this data was compiled. Results displayed are not distinguished as attempted or completed crimes, do not include other calls for police service, and only represent police service where a report was made. Police Incident Reports are classified by primary offense categories as defined by the Uniform Crime Reporting (UCR) system, however for this report all offenses are included, and each incident may have more than one offense listed on it. In cases where there is more than one offense listed, all offenses are counted individually. Although every reasonable verification effort is made, the accuracy of any data is subject to the constraints of the report generation process as well as the manner, format, and point in time of any query.

- PART I OFFENSES:** Chosen by the FBI as Part I Offenses because they are serious crimes that occur with regularity in all areas of the country and are likely to be reported to Police.
- PART II OFFENSES:** All other crimes other than the eight Part I Offenses. The Uniform Crime Reporting Program gathers only arrest data for Part II Offenses, however, SLCPD results displayed in this document display all Part II Offenses, regardless of the presence of arrest data.
- ALL OTHER OFFENSES:** Under the Part II Offense section, 'All Other Offenses' include Peeping Tom, Trespass, Kidnap/Abduction, Pornography, Extortion/Blackmail, Bribery, Warrants, Sexual Offenses, Obstruction, Public Peace, and Hit & Run.
- NON-UCR OFFENSES:** Non-UCR Offenses include reports for all other offenses not classified as a Part I or Part II Offense. Results displayed separate some of these offenses such as Ambulance Calls, Deaths, Missing Persons, Suicides, Suspicious Activity, and Traffic Accidents.
- ALL OTHER NON-UCR:** Under the Non-UCR category, 'All Other' include the remainder of offenses not classified as Part I or Part II and not separated from the Non-UCR Offenses. These include things such as Loud Parties, Barking Dogs, Mentally Ill Subjects, Citizen Assistance, etc.
- LOW NUMBER OFFENSES:** On page two, in the interest of space and allowing for easier viewing, the category titled 'Low Number Offenses' include Part I and Part II Offenses from page one that have totals under the amount of 22.

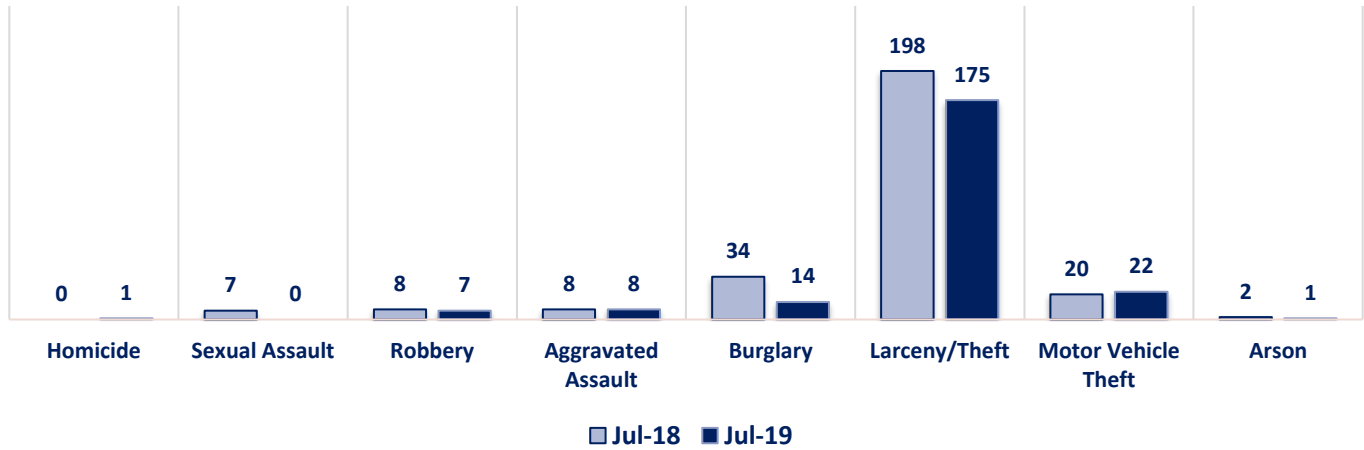
Offenses

		OFFENSE	JULY 18	JULY 19	OFFENSE	JULY 18	JULY 19
PART I OFFENSES		Homicide	0	1	Other Assaults	54	67
		Sexual Assault	7	0	Forgery/Counterfeit	11	3
		Robbery	8	7	Fraud	40	24
		Aggravated Assault	8	8	Embezzlement	1	0
		Burglary	34	14	Stolen Property	5	8
		Larceny/Theft	198	175	Vandalism	45	41
		Motor Vehicle Theft	20	22	Weapons	8	3
		Arson	2	1	Prostitution	18	14
	PART I TOTALS	277	228	Sex Offenses	2	1	
NON-UCR OFFENSES		Ambulance Calls	17	26	Drug Abuse	112	76
		Deaths	2	3	Gambling	0	0
		Missing Persons	14	6	Family Offenses	21	49
		Suicides	1	0	DUI	8	10
		Suspicious Activity	17	16	Liquor Laws	3	3
		Traffic Accidents	67	71	Drunkenness	22	11
		All Other	211	207	Disorderly Conduct	7	18
		NON-UCR TOTALS	329	329	All Other Offenses	230	219
TOTALS		PART I OFFENSES	277	228	Curfew/Loitering	1	0
		PART II OFFENSES	589	556	Runaway	1	9
		NON-UCR OFFENSES	329	329	PART II TOTALS	589	556
		TOTAL	1195	1113			

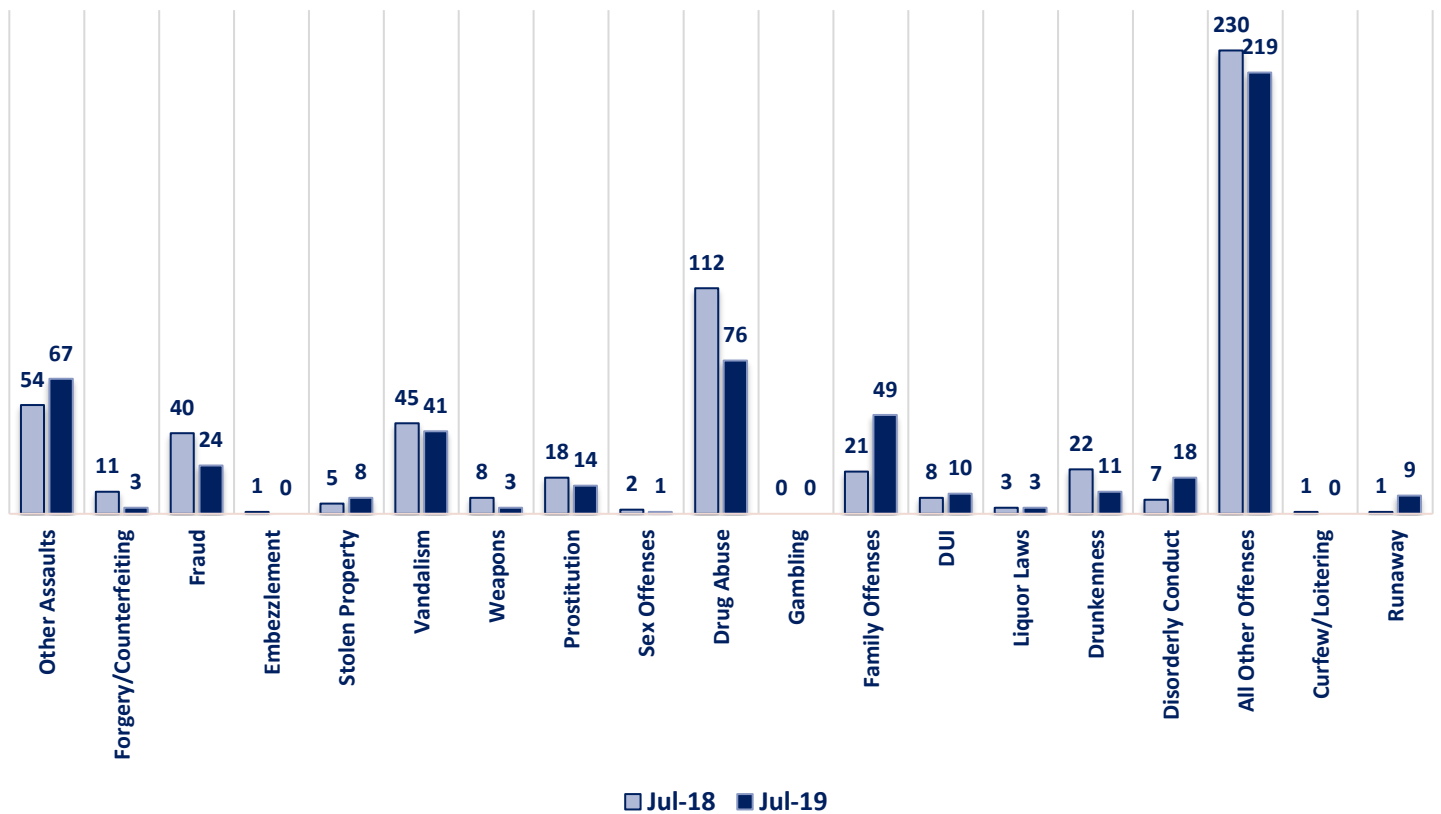
JULY 2019 - PART I & II OFFENSE PERCENTAGES



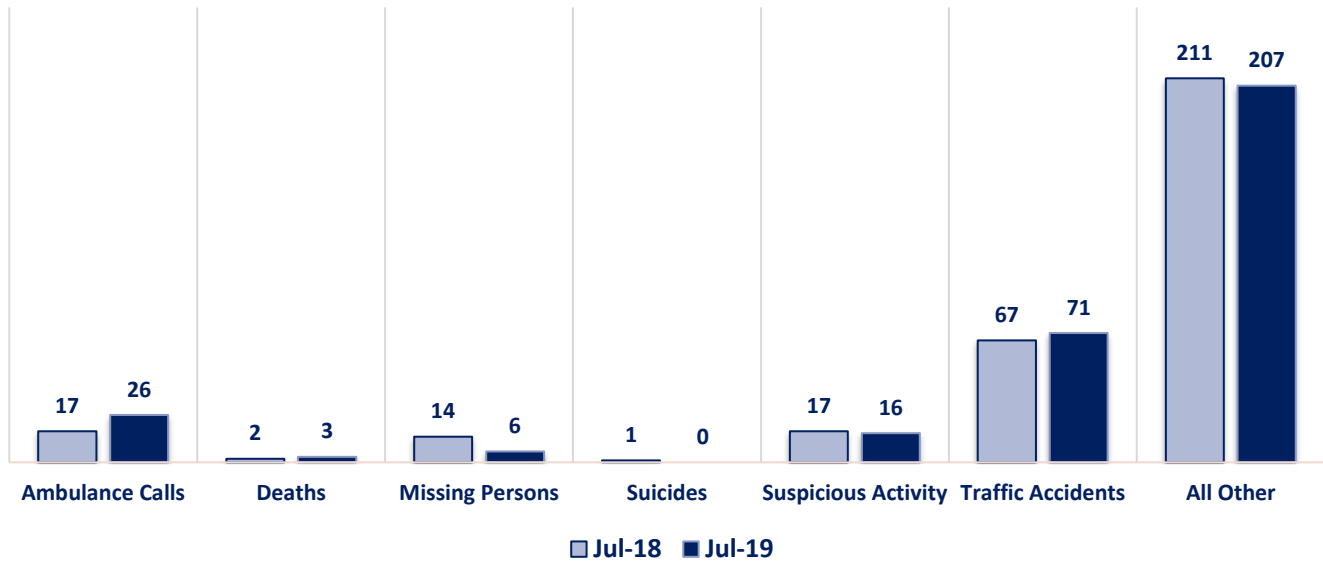
Part I Offenses



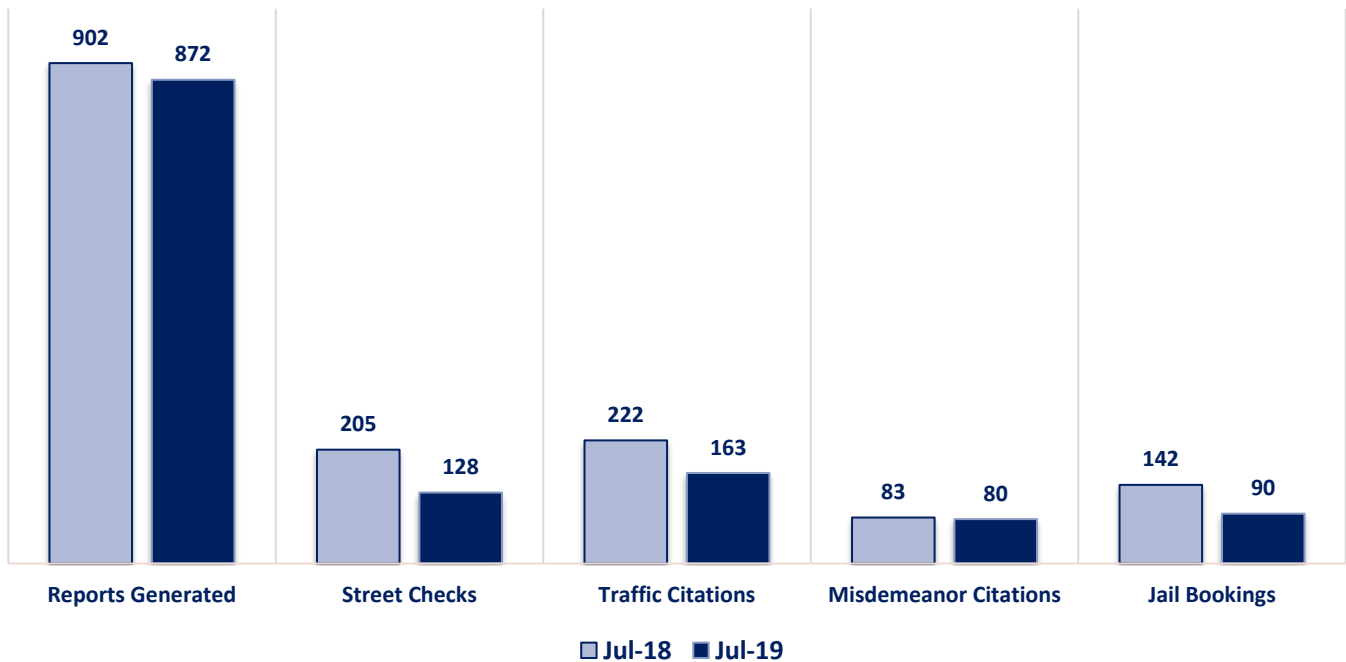
Part II Offenses



Non-UCR Offenses

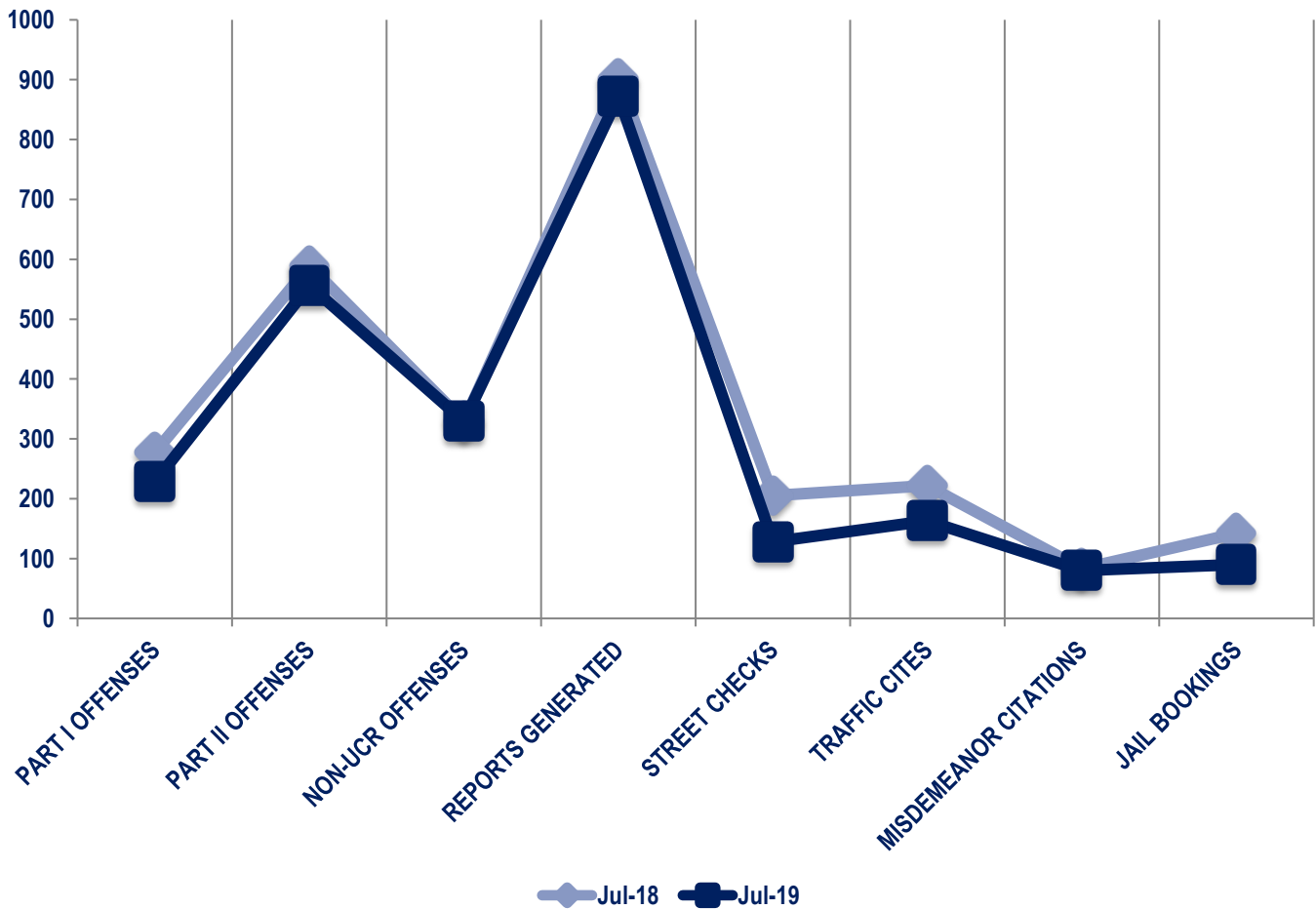


Other Event Totals



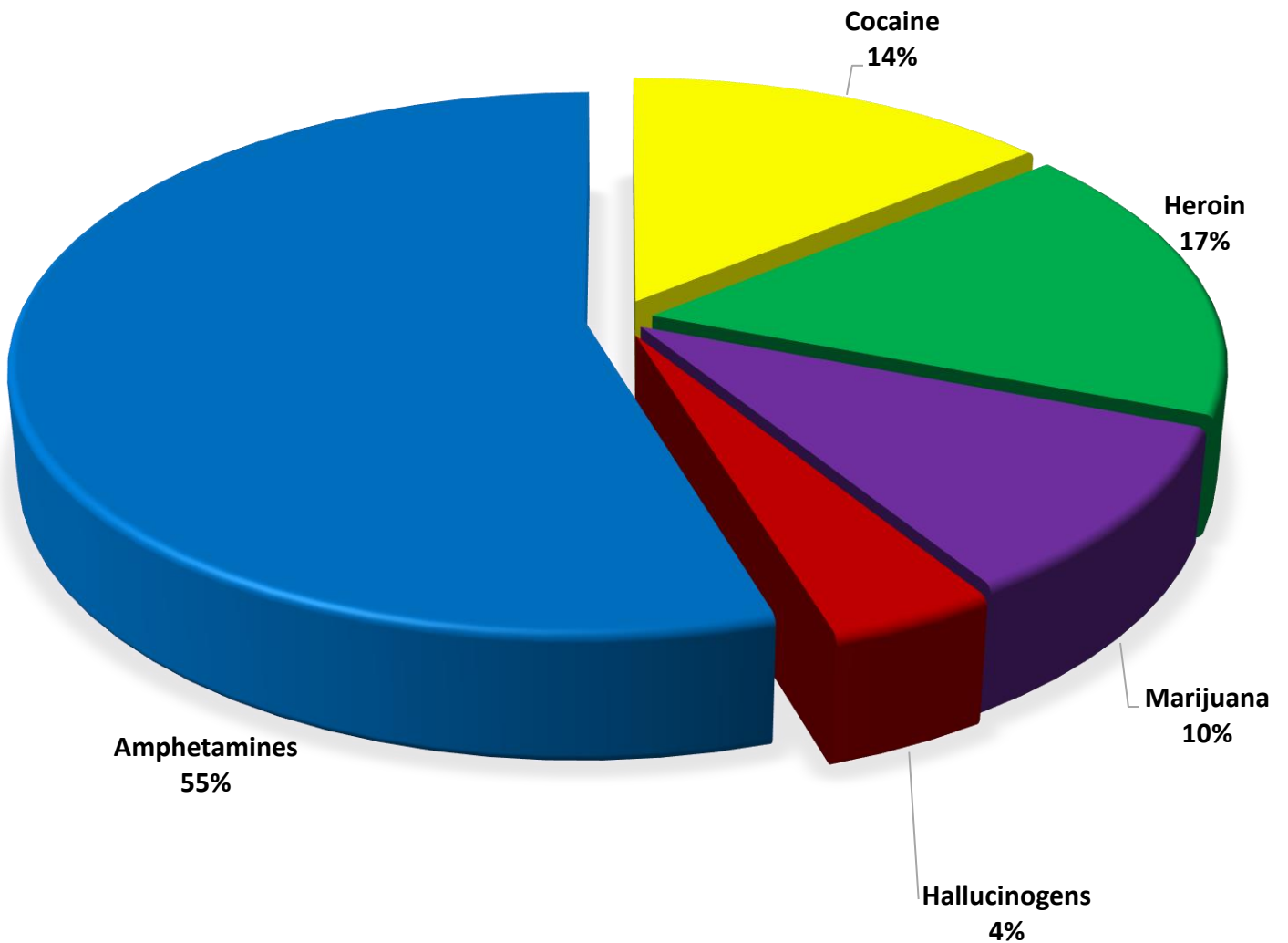
Combined Offense/Event Trends

	JULY 2018	JULY 2019
Part I Offenses	277	228
Part II Offenses	589	556
NonUCR Offenses	329	329
Reports Generated	902	872
Street Checks	205	128
Traffic Citations	222	163
Misdemeanor Citations	83	80
Jail Bookings	142	90



Seized Drugs

TYPE	DOSES	STREET VALUE	
Cocaine	240.0	\$	2,400.00
Heroin	286.1	\$	2,861.00
Marijuana	174.8	\$	1,048.70
Hallucinogens	70.2	\$	140.39
Amphetamines	934.2	\$	9,342.00
TOTAL	1705.3	\$	15,792.09



Part I & II Offenses - One Year

