



CITY COUNCIL DISTRICT #6 MONTHLY OFFENSE SUMMARY

JULY 2019

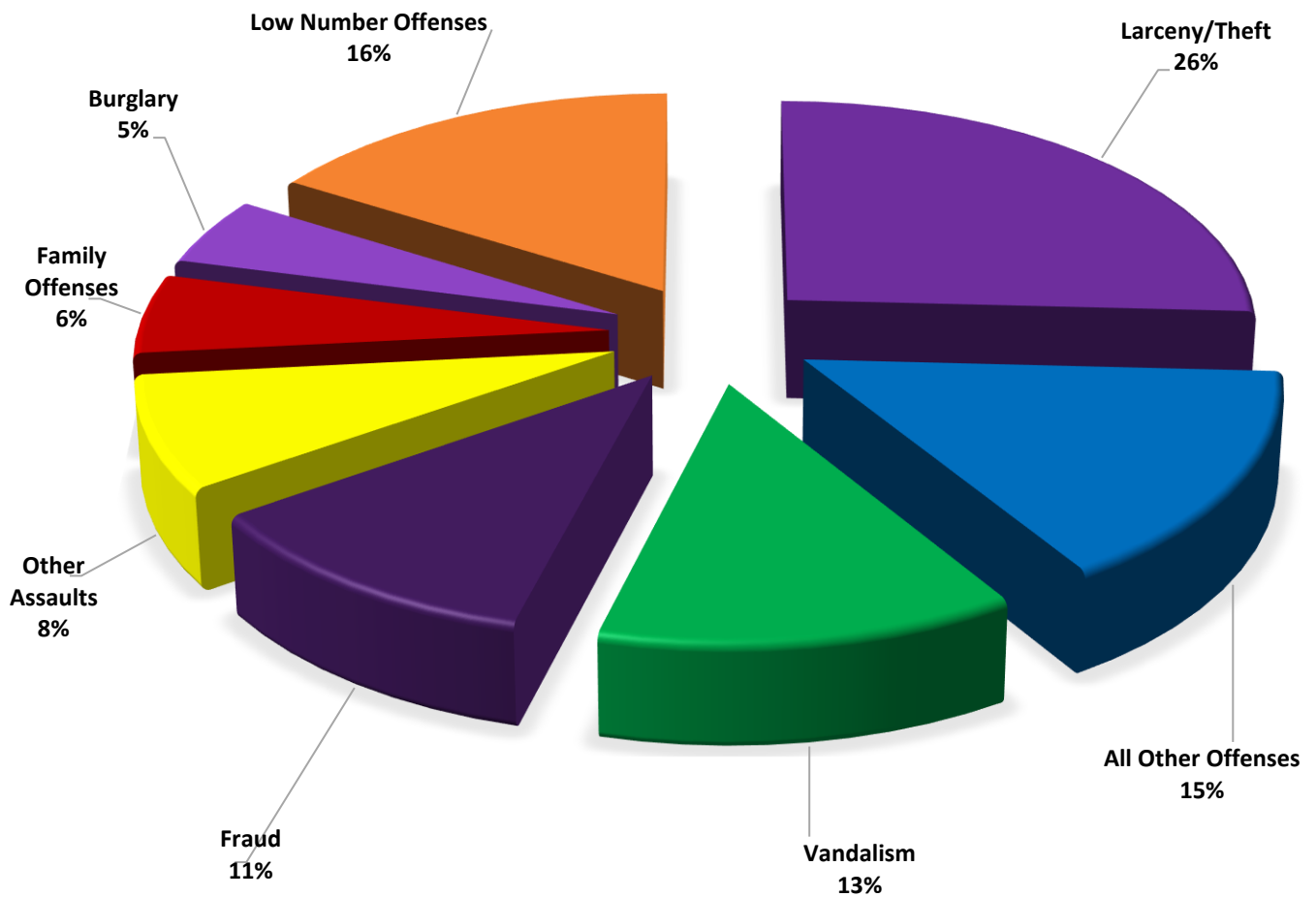
These figures represent preliminary counts of original Police Incident Reports and include all offenses within the above listed City Council District only. Full statistical analysis to determine the confidence level of this data has not been performed. The results contained herein are approximate in relation to the listed area and may not fully coincide with data shown in other areas of SLCPD's Crime Statistics page such as Calls for Service, Crimes Trending, and Crime Reports due to and reflective of departmental procedures that were in place at the time the event occurred and the date this data was compiled. Results displayed are not distinguished as attempted or completed crimes, do not include other calls for police service, and only represent police service where a report was made. Police Incident Reports are classified by primary offense categories as defined by the Uniform Crime Reporting (UCR) system, however for this report all offenses are included, and each incident may have more than one offense listed on it. In cases where there is more than one offense listed, all offenses are counted individually. Although every reasonable verification effort is made, the accuracy of any data is subject to the constraints of the report generation process as well as the manner, format, and point in time of any query.

-
- PART I OFFENSES:** Chosen by the FBI as Part I Offenses because they are serious crimes that occur with regularity in all areas of the country and are likely to be reported to Police.
- PART II OFFENSES:** All other crimes other than the eight Part I Offenses. The Uniform Crime Reporting Program gathers only arrest data for Part II Offenses, however, SLCPD results displayed in this document display all Part II Offenses, regardless of the presence of arrest data.
- ALL OTHER OFFENSES:** Under the Part II Offense section, 'All Other Offenses' include Peeping Tom, Trespass, Kidnap/Abduction, Pornography, Extortion/Blackmail, Bribery, Warrants, Sexual Offenses, Obstruction, Public Peace, and Hit & Run.
- NON-UCR OFFENSES:** Non-UCR Offenses include reports for all other offenses not classified as a Part I or Part II Offense. Results displayed separate some of these offenses such as Ambulance Calls, Deaths, Missing Persons, Suicides, Suspicious Activity, and Traffic Accidents.
- ALL OTHER NON-UCR:** Under the Non-UCR category, 'All Other' include the remainder of offenses not classified as Part I or Part II and not separated from the Non-UCR Offenses. These include things such as Loud Parties, Barking Dogs, Mentally Ill Subjects, Citizen Assistance, etc.
- LOW NUMBER OFFENSES:** On page two, in the interest of space and allowing for easier viewing, the category titled 'Low Number Offenses' include Part I and Part II Offenses from page one that have totals under the amount of 6.

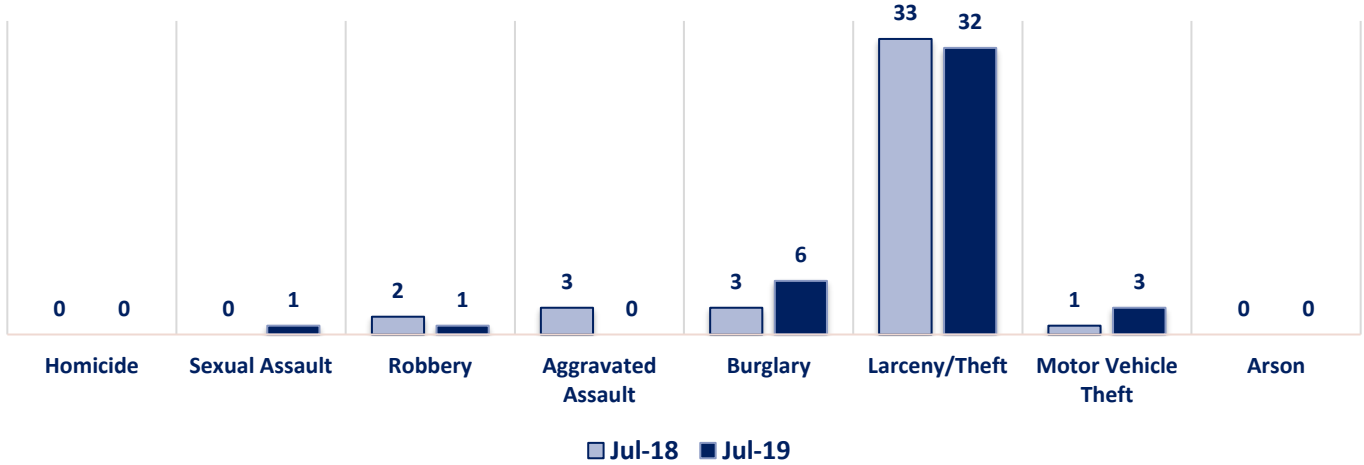
Offenses

		OFFENSE	JULY 18	JULY 19	OFFENSE	JULY 18	JULY 19
PART I OFFENSES		Homicide	0	0	Other Assaults	12	10
		Sexual Assault	0	1	Forgery/Counterfeit	1	1
		Robbery	2	1	Fraud	14	14
		Aggravated Assault	3	0	Embezzlement	0	0
		Burglary	3	6	Stolen Property	1	0
		Larceny/Theft	33	32	Vandalism	11	16
		Motor Vehicle Theft	1	3	Weapons	2	2
		Arson	0	0	Prostitution	0	0
		PART I TOTALS	42	43	Sex Offenses	4	0
NON-UCR OFFENSES		Ambulance Calls	5	5	Drug Abuse	4	6
		Deaths	0	1	Gambling	0	0
		Missing Persons	0	1	Family Offenses	11	7
		Suicides	0	1	DUI	1	2
		Suspicious Activity	4	5	Liquor Laws	0	0
		Traffic Accidents	28	21	Drunkenness	4	1
		All Other	39	51	Disorderly Conduct	2	1
			NON-UCR TOTALS	76	85	All Other Offenses	14
TOTALS		PART I OFFENSES	42	43	Curfew/Loitering	0	0
		PART II OFFENSES	81	81	Runaway	0	2
		NON-UCR OFFENSES	76	85	PART II TOTALS	81	81
			TOTAL	199	209		

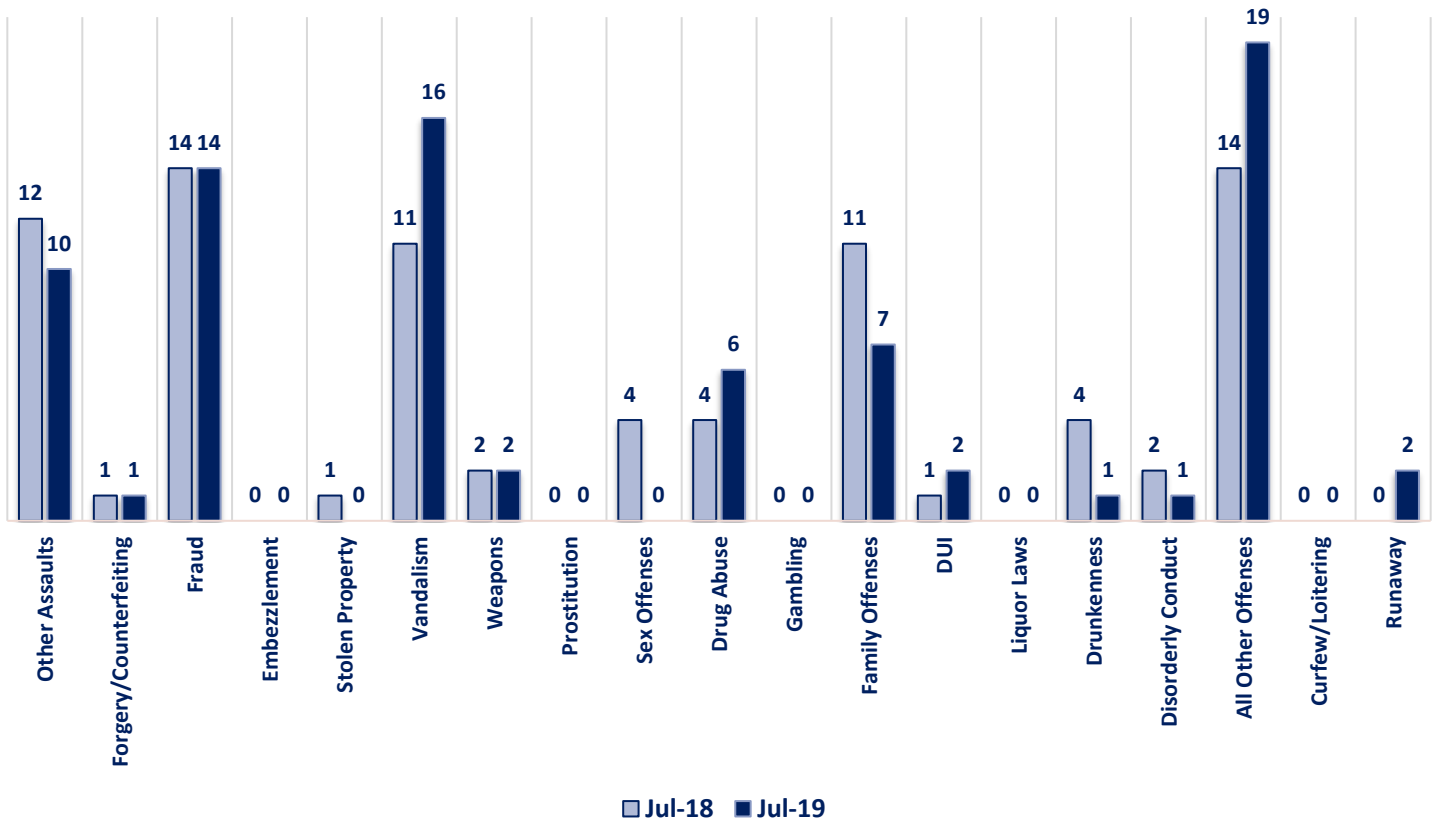
JULY 2019 - PART I & II OFFENSE PERCENTAGES



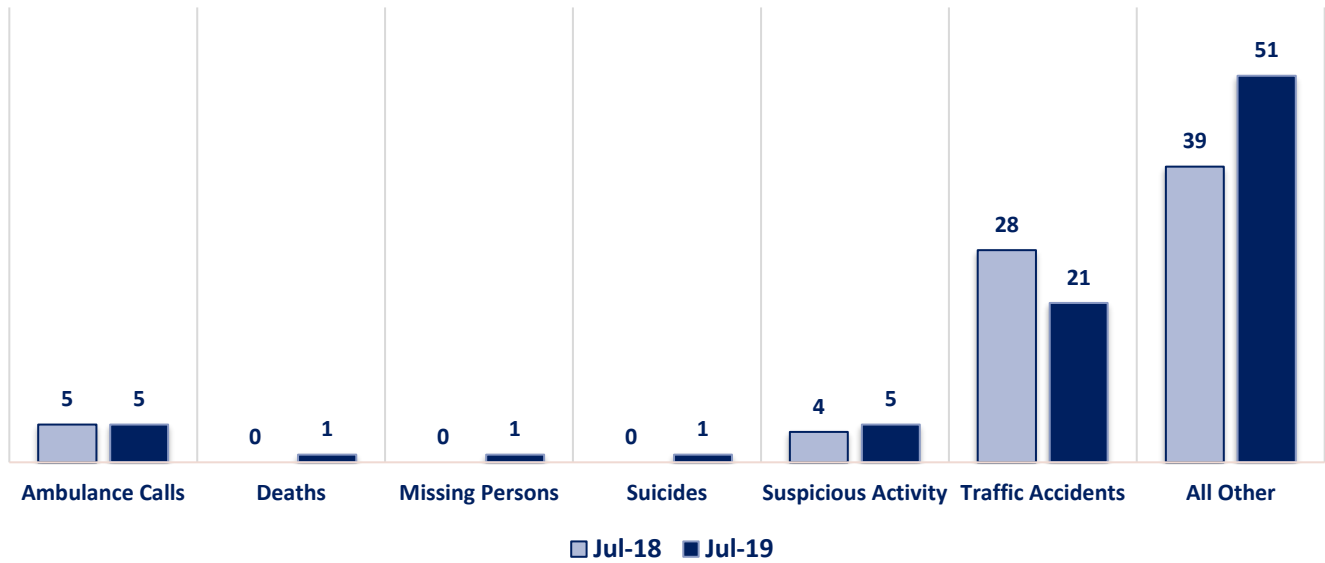
Part I Offenses



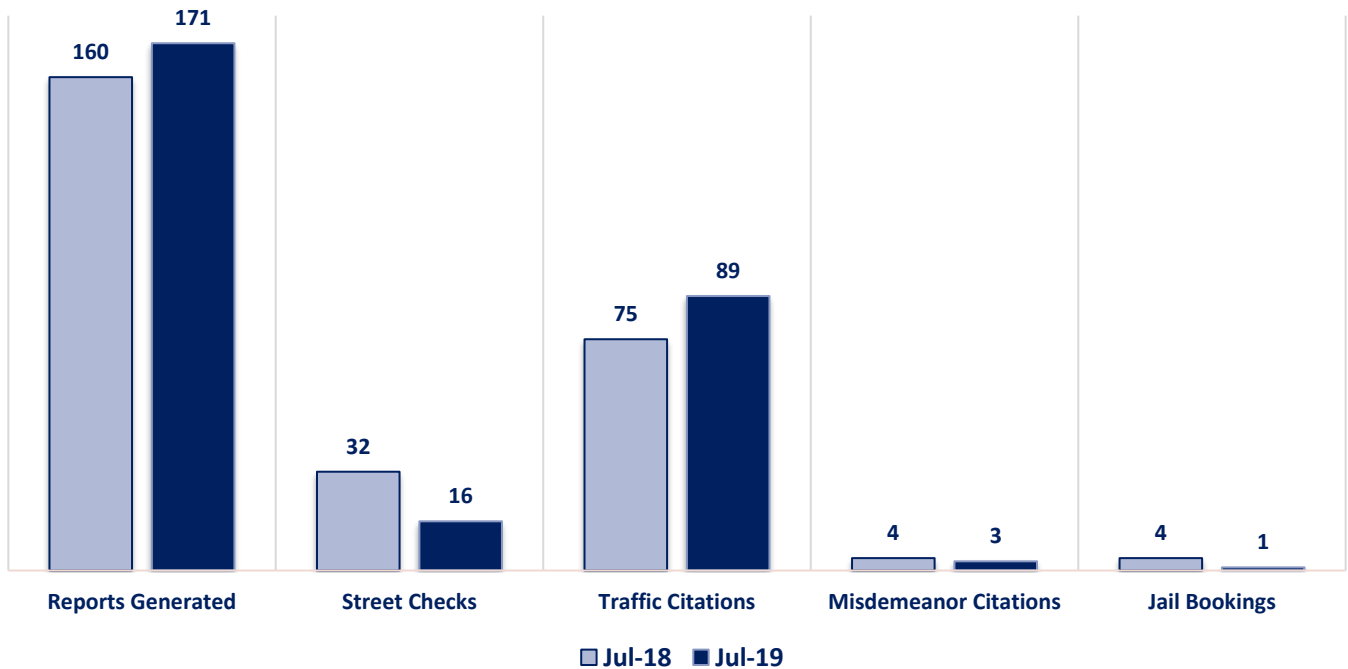
Part II Offenses



Non-UCR Offenses

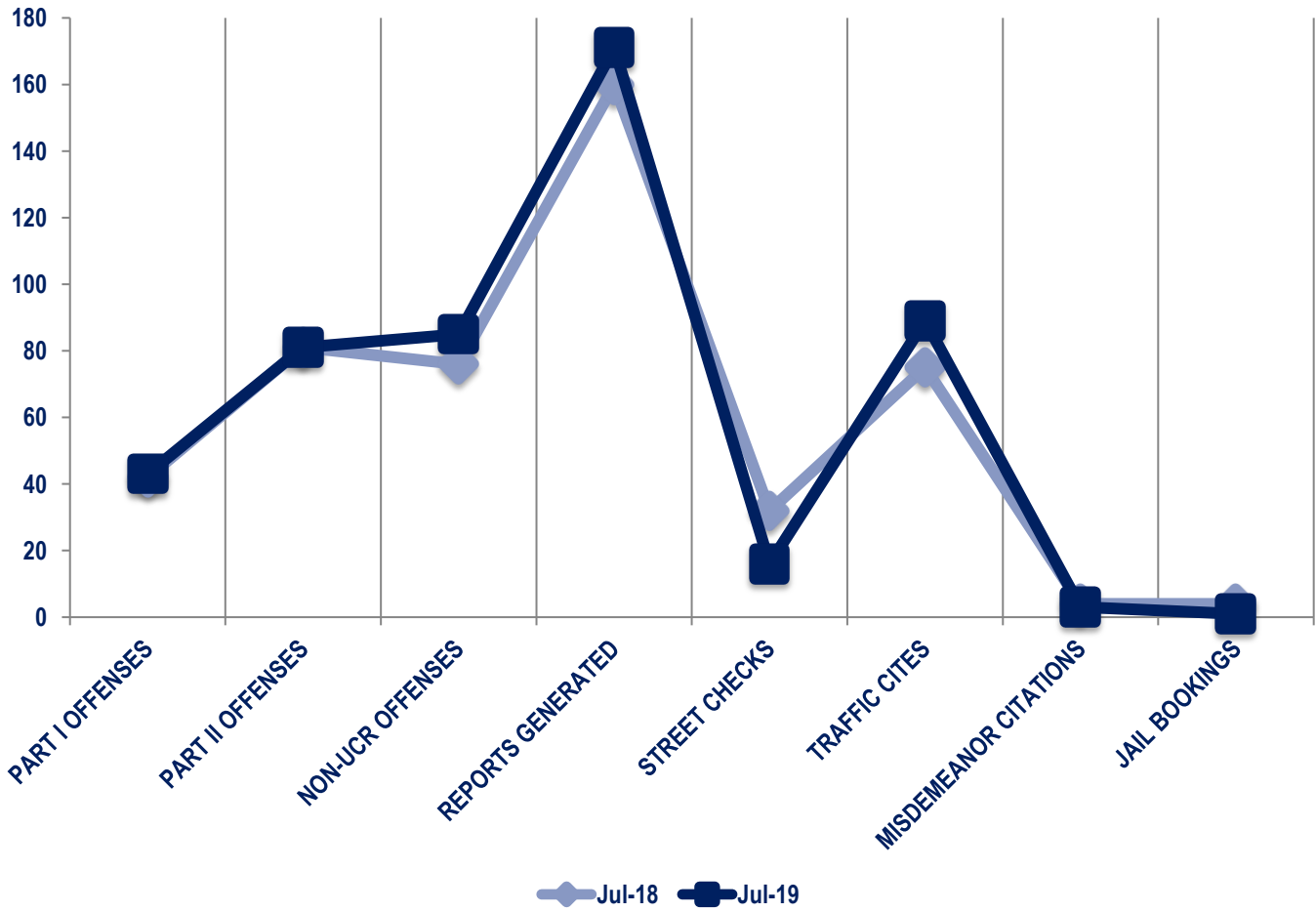


Other Event Totals



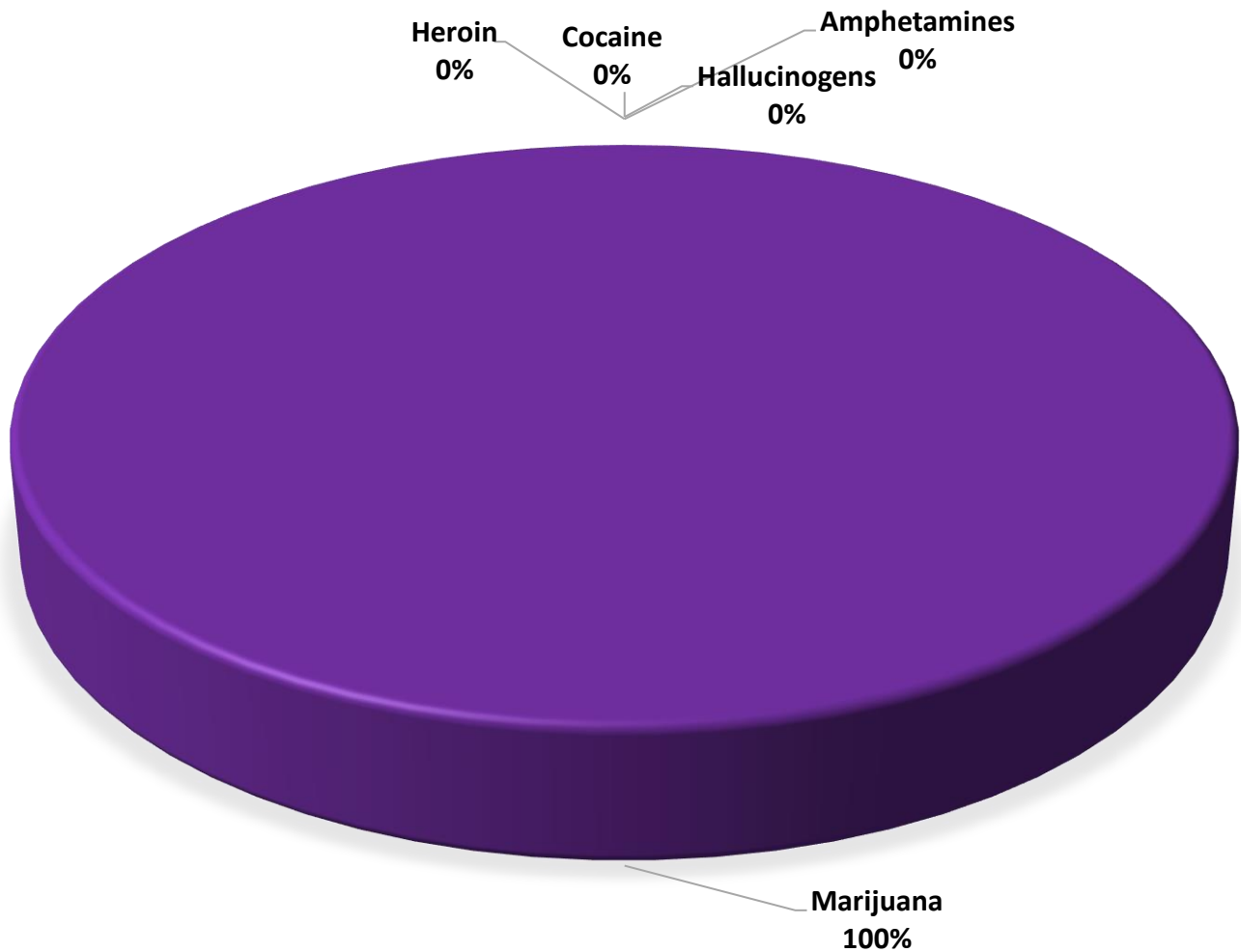
Combined Offense/Event Trends

	JULY 2018	JULY 2019
Part I Offenses	42	43
Part II Offenses	81	81
NonUCR Offenses	76	85
Reports Generated	160	171
Street Checks	32	16
Traffic Citations	75	89
Misdemeanor Citations	4	3
Jail Bookings	4	1



Seized Drugs

TYPE	DOSES	STREET VALUE	
Cocaine	0.0	\$	-
Heroin	0.0	\$	-
Marijuana	148.9	\$	893.14
Hallucinogens	0.0	\$	-
Amphetamines	0.0	\$	-
TOTAL	148.9	\$	893.14



Part I & II Offenses - One Year

