



CITY COUNCIL DISTRICT #7 MONTHLY OFFENSE SUMMARY

JULY 2019

These figures represent preliminary counts of original Police Incident Reports and include all offenses within the above listed City Council District only. Full statistical analysis to determine the confidence level of this data has not been performed. The results contained herein are approximate in relation to the listed area and may not fully coincide with data shown in other areas of SLCPD's Crime Statistics page such as Calls for Service, Crimes Trending, and Crime Reports due to and reflective of departmental procedures that were in place at the time the event occurred and the date this data was compiled. Results displayed are not distinguished as attempted or completed crimes, do not include other calls for police service, and only represent police service where a report was made. Police Incident Reports are classified by primary offense categories as defined by the Uniform Crime Reporting (UCR) system, however for this report all offenses are included, and each incident may have more than one offense listed on it. In cases where there is more than one offense listed, all offenses are counted individually. Although every reasonable verification effort is made, the accuracy of any data is subject to the constraints of the report generation process as well as the manner, format, and point in time of any query.

- PART I OFFENSES:** Chosen by the FBI as Part I Offenses because they are serious crimes that occur with regularity in all areas of the country and are likely to be reported to Police.

- PART II OFFENSES:** All other crimes other than the eight Part I Offenses. The Uniform Crime Reporting Program gathers only arrest data for Part II Offenses, however, SLCPD results displayed in this document display all Part II Offenses, regardless of the presence of arrest data.

- ALL OTHER OFFENSES:** Under the Part II Offense section, 'All Other Offenses' include Peeping Tom, Trespass, Kidnap/Abduction, Pornography, Extortion/Blackmail, Bribery, Warrants, Sexual Offenses, Obstruction, Public Peace, and Hit & Run.

- NON-UCR OFFENSES:** Non-UCR Offenses include reports for all other offenses not classified as a Part I or Part II Offense. Results displayed separate some of these offenses such as Ambulance Calls, Deaths, Missing Persons, Suicides, Suspicious Activity, and Traffic Accidents.

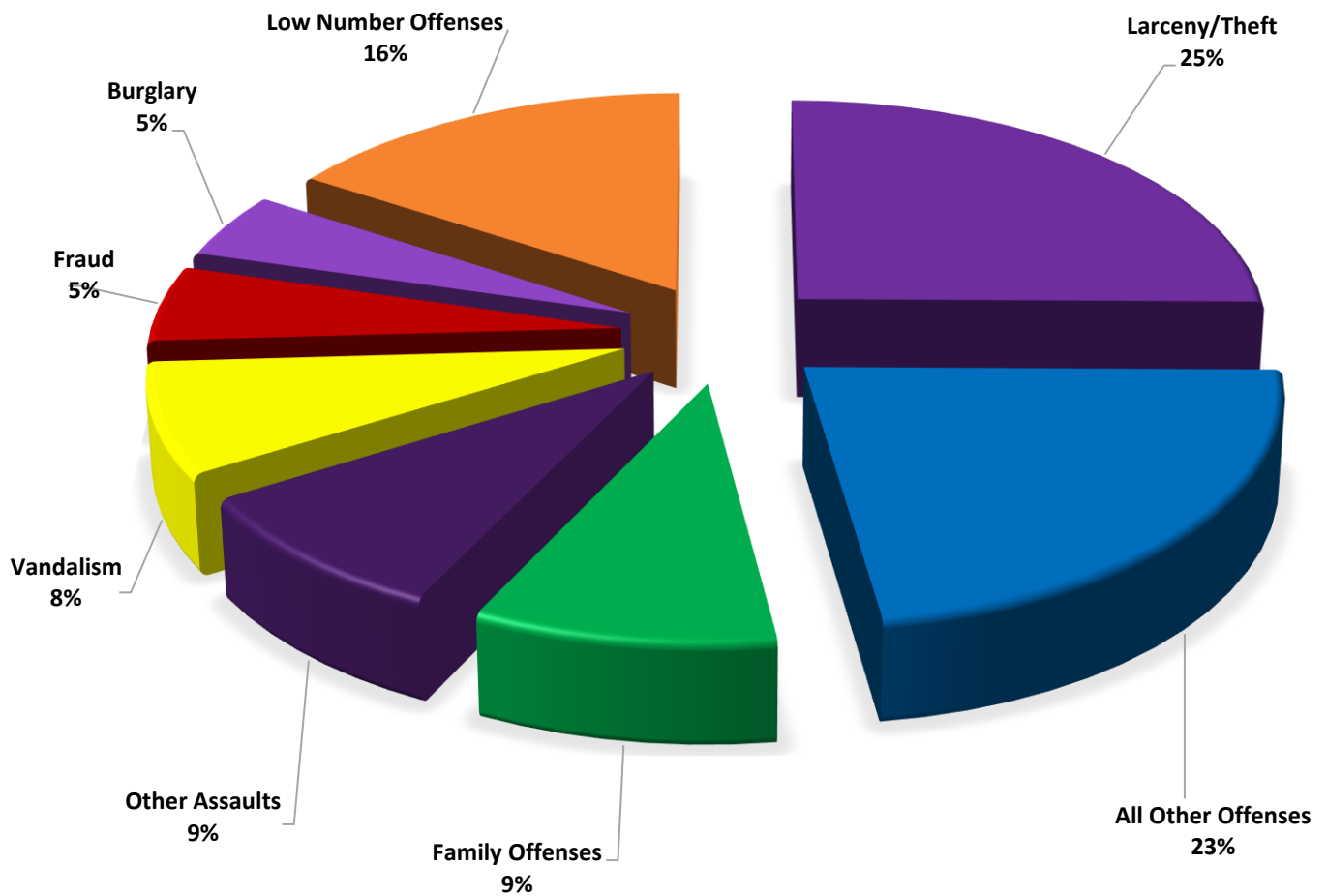
- ALL OTHER NON-UCR:** Under the Non-UCR category, 'All Other' include the remainder of offenses not classified as Part I or Part II and not separated from the Non-UCR Offenses. These include things such as Loud Parties, Barking Dogs, Mentally Ill Subjects, Citizen Assistance, etc.

- LOW NUMBER OFFENSES:** On page two, in the interest of space and allowing for easier viewing, the category titled 'Low Number Offenses' include Part I and Part II Offenses from page one that have totals under the amount of 10.

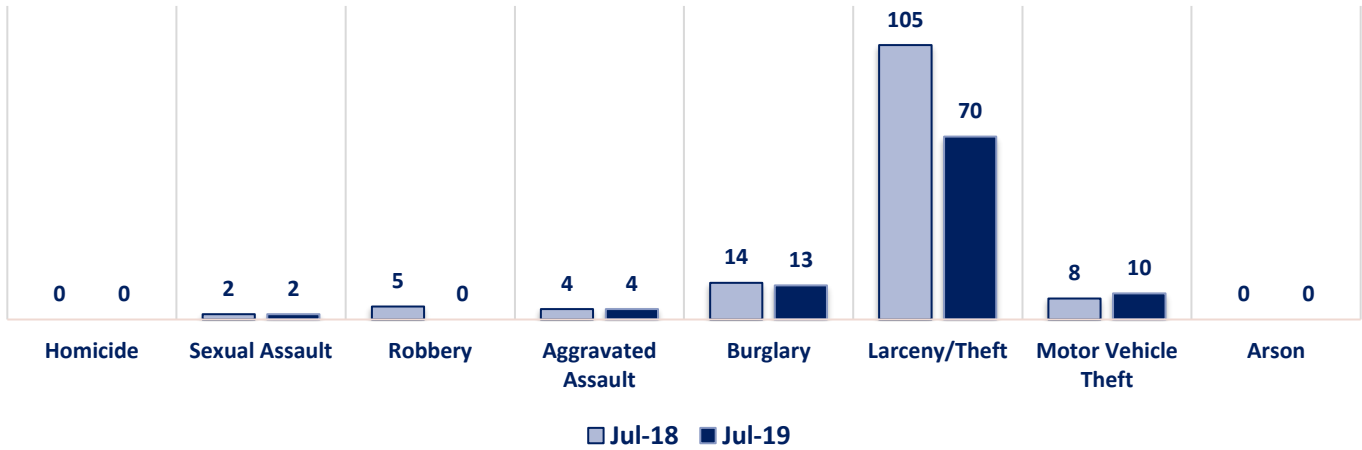
Offenses

		OFFENSE	JULY 18	JULY 19	OFFENSE	JULY 18	JULY 19
PART I OFFENSES		Homicide	0	0	Other Assaults	22	25
		Sexual Assault	2	2	Forgery/Counterfeit	5	7
		Robbery	5	0	Fraud	29	15
		Aggravated Assault	4	4	Embezzlement	0	0
		Burglary	14	13	Stolen Property	4	1
		Larceny/Theft	105	70	Vandalism	20	22
		Motor Vehicle Theft	8	10	Weapons	0	1
		Arson	0	0	Prostitution	0	0
	PART I TOTALS	138	99	Sex Offenses	2	1	
NON-UCR OFFENSES		Ambulance Calls	9	11	Drug Abuse	19	6
		Deaths	4	2	Gambling	0	0
		Missing Persons	1	1	Family Offenses	19	26
		Suicides	0	0	DUI	2	1
		Suspicious Activity	9	8	Liquor Laws	9	1
		Traffic Accidents	60	48	Drunkenness	11	4
		All Other	113	91	Disorderly Conduct	13	6
		NON-UCR TOTALS	196	161	All Other Offenses	83	63
TOTALS		PART I OFFENSES	138	99	Curfew/Loitering	0	0
		PART II OFFENSES	239	179	Runaway	1	0
		NON-UCR OFFENSES	196	161	PART II TOTALS	239	179
		TOTAL	573	439			

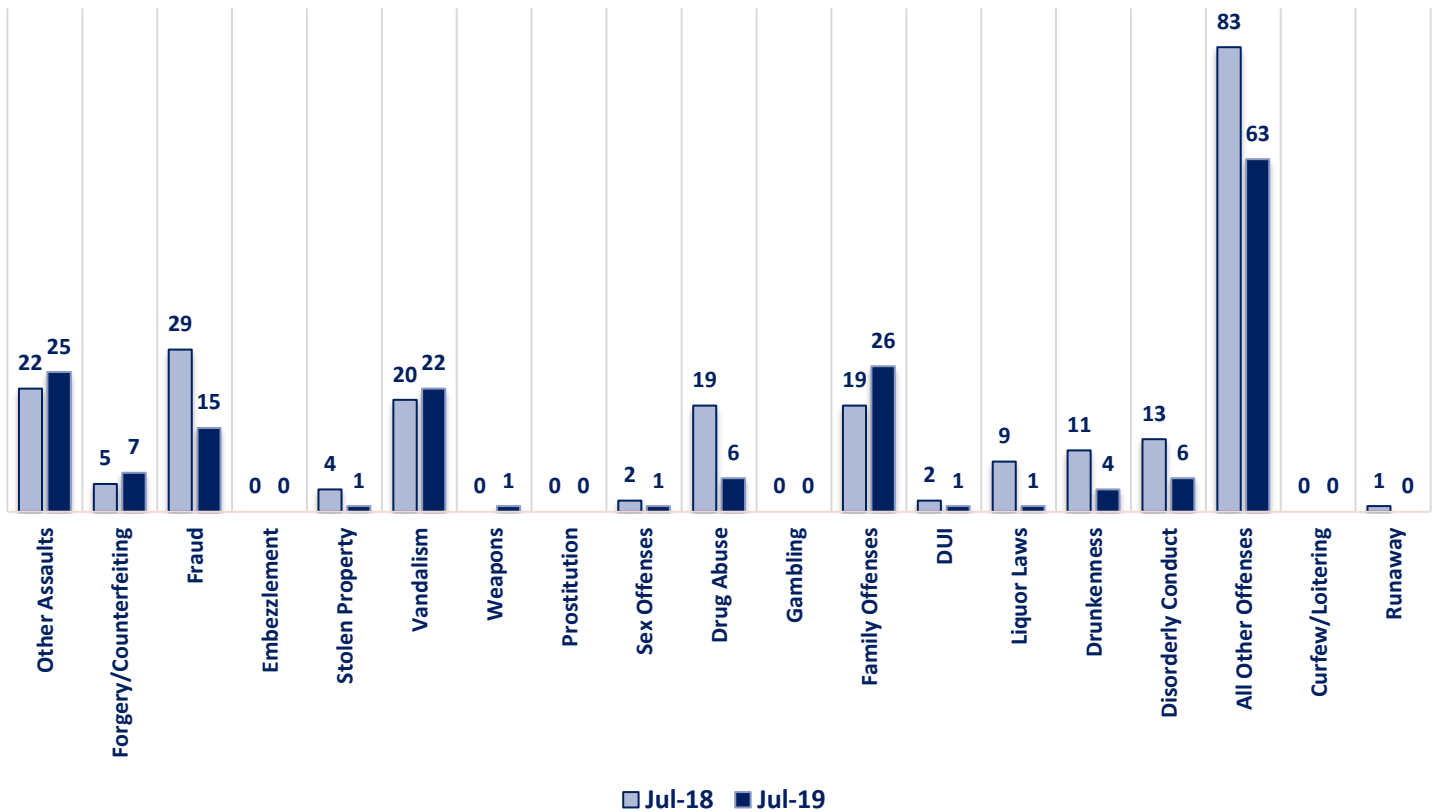
JULY 2019 - PART I & II OFFENSE PERCENTAGES



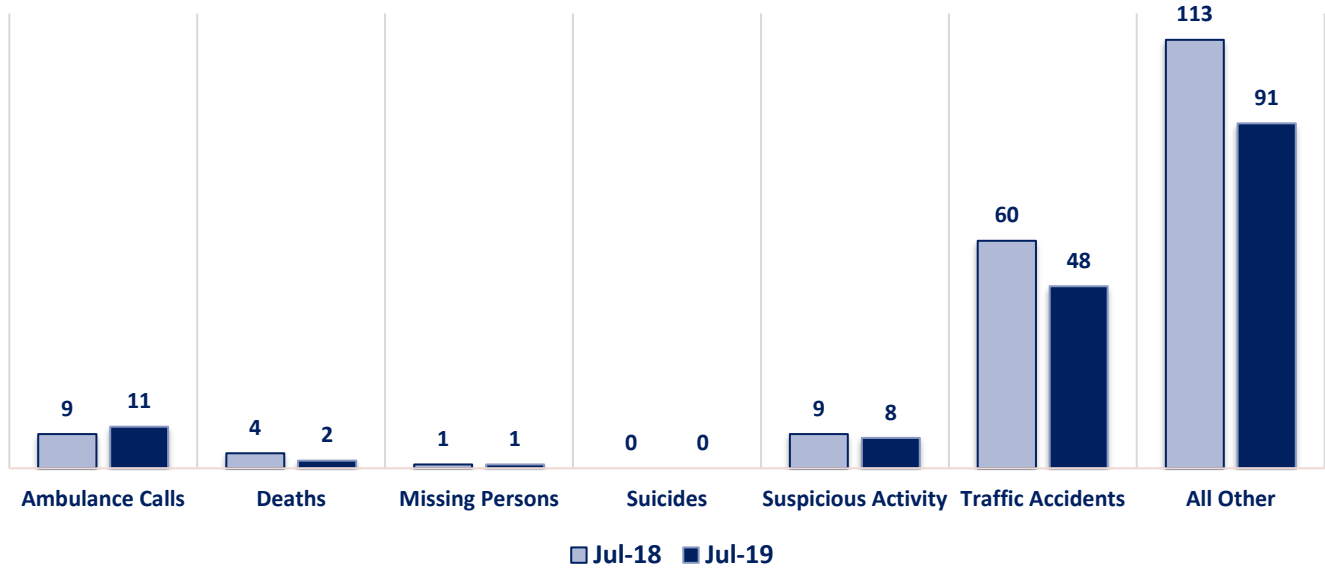
Part I Offenses



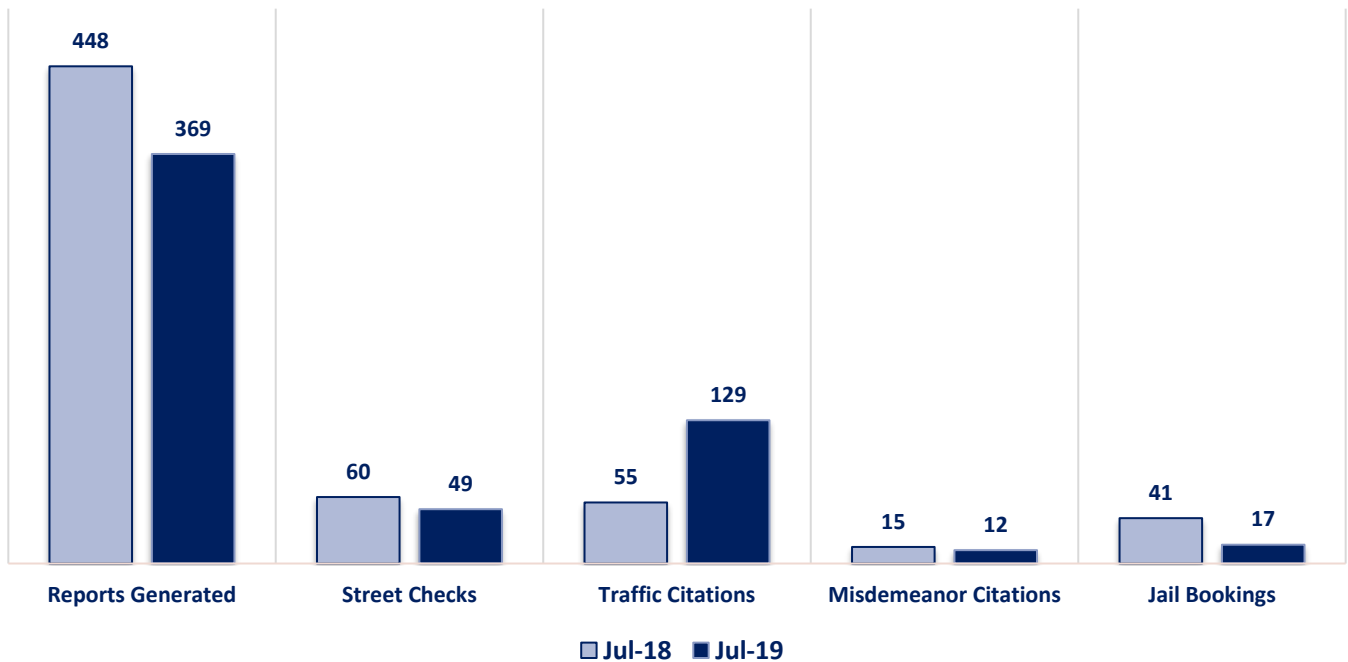
Part II Offenses



Non-UCR Offenses

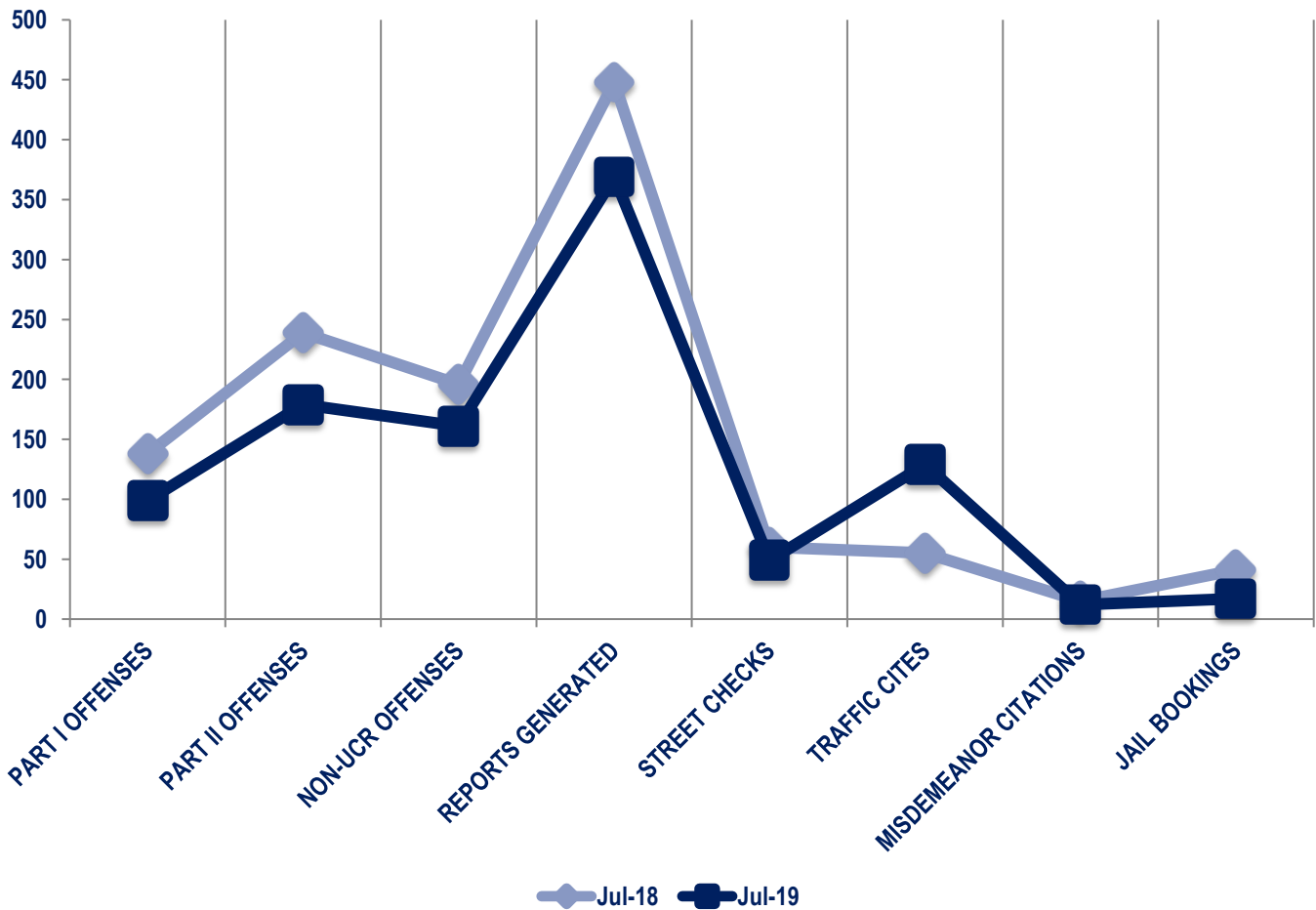


Other Event Totals



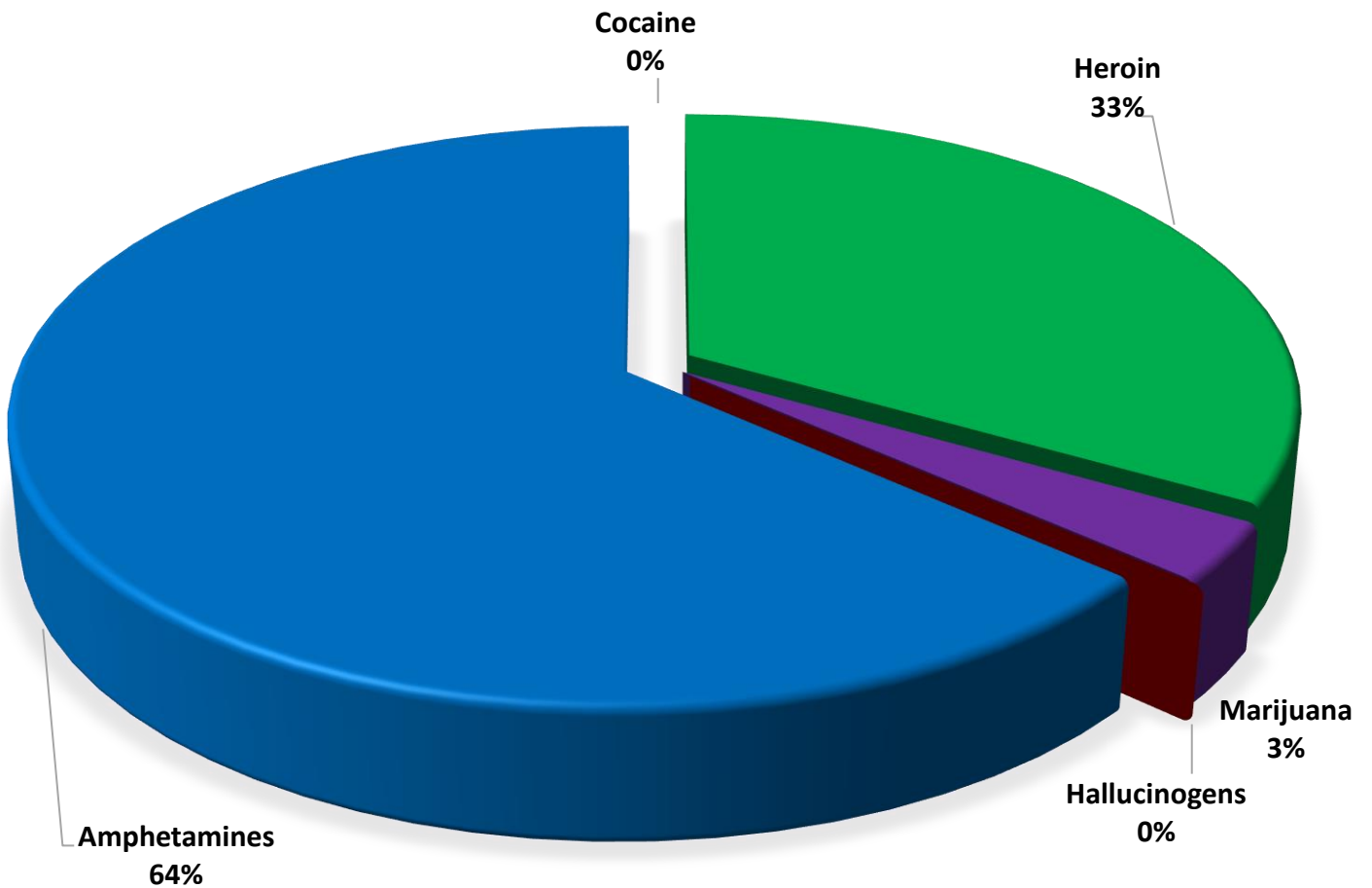
Combined Offense/Event Trends

	JULY 2018	JULY 2019
Part I Offenses	138	99
Part II Offenses	239	179
NonUCR Offenses	196	161
Reports Generated	448	369
Street Checks	60	49
Traffic Citations	55	129
Misdemeanor Citations	15	12
Jail Bookings	41	17



Seized Drugs

TYPE	DOSES	STREET VALUE	
Cocaine	0.0	\$	-
Heroin	9.0	\$	90.00
Marijuana	0.9	\$	5.29
Hallucinogens	0.0	\$	-
Amphetamines	17.2	\$	172.00
TOTAL	27.1	\$	267.29



Part I & II Offenses - One Year

