



CITY COUNCIL DISTRICT #1 MONTHLY OFFENSE SUMMARY

AUGUST 2019

These figures represent preliminary counts of original Police Incident Reports and include all offenses within the above listed City Council District only. Full statistical analysis to determine the confidence level of this data has not been performed. The results contained herein are approximate in relation to the listed area and may not fully coincide with data shown in other areas of SLCPD's Crime Statistics page such as Calls for Service, Crimes Trending, and Crime Reports due to and reflective of departmental procedures that were in place at the time the event occurred and the date this data was compiled. Results displayed are not distinguished as attempted or completed crimes, do not include other calls for police service, and only represent police service where a report was made. Police Incident Reports are classified by primary offense categories as defined by the Uniform Crime Reporting (UCR) system, however for this report all offenses are included, and each incident may have more than one offense listed on it. In cases where there is more than one offense listed, all offenses are counted individually. Although every reasonable verification effort is made, the accuracy of any data is subject to the constraints of the report generation process as well as the manner, format, and point in time of any query.

- PART I OFFENSES:** Chosen by the FBI as Part I Offenses because they are serious crimes that occur with regularity in all areas of the country and are likely to be reported to Police.

- PART II OFFENSES:** All other crimes other than the eight Part I Offenses. The Uniform Crime Reporting Program gathers only arrest data for Part II Offenses, however, SLCPD results displayed in this document display all Part II Offenses, regardless of the presence of arrest data.

- ALL OTHER OFFENSES:** Under the Part II Offense section, 'All Other Offenses' include Peeping Tom, Trespass, Kidnap/Abduction, Pornography, Extortion/Blackmail, Bribery, Warrants, Sexual Offenses, Obstruction, Public Peace, and Hit & Run.

- NON-UCR OFFENSES:** Non-UCR Offenses include reports for all other offenses not classified as a Part I or Part II Offense. Results displayed separate some of these offenses such as Ambulance Calls, Deaths, Missing Persons, Suicides, Suspicious Activity, and Traffic Accidents.

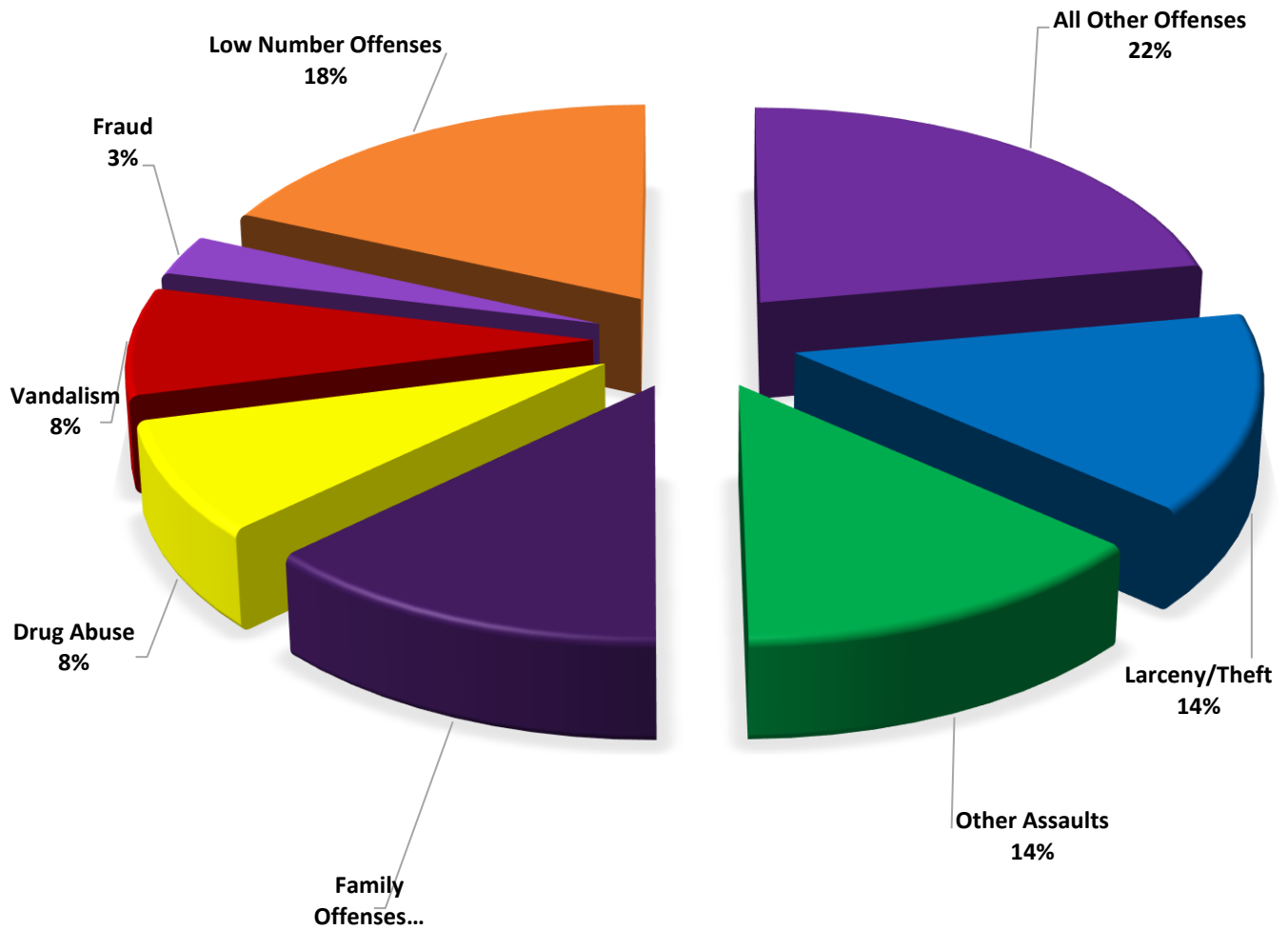
- ALL OTHER NON-UCR:** Under the Non-UCR category, 'All Other' include the remainder of offenses not classified as Part I or Part II and not separated from the Non-UCR Offenses. These include things such as Loud Parties, Barking Dogs, Mentally Ill Subjects, Citizen Assistance, etc.

- LOW NUMBER OFFENSES:** On page two, in the interest of space and allowing for easier viewing, the category titled 'Low Number Offenses' include Part I and Part II Offenses from page one that have totals under the amount of 8.

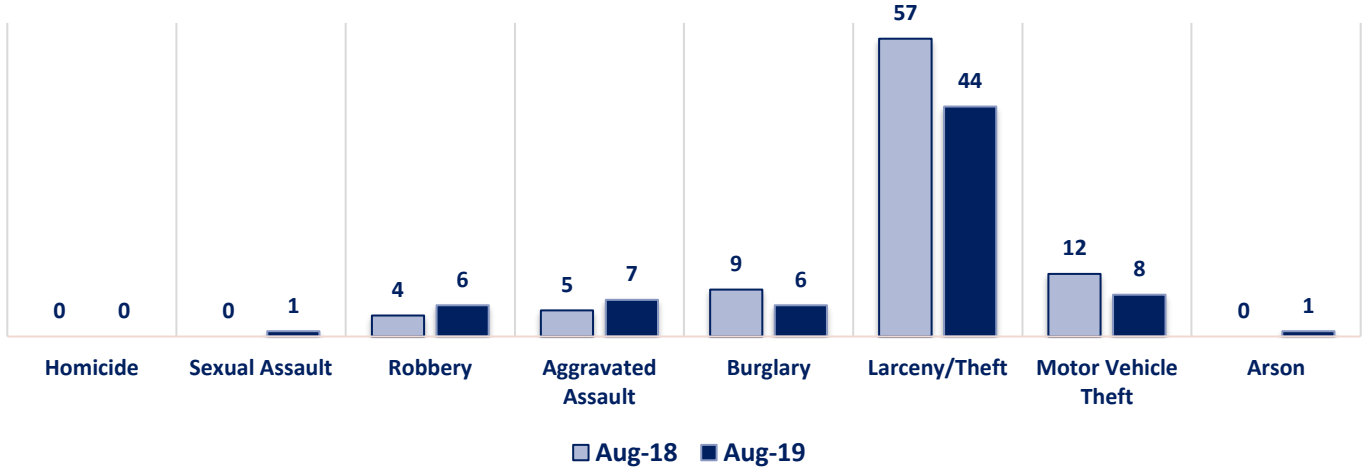
Offenses

		OFFENSE	AUG 18	AUG 19	OFFENSE	AUG 18	AUG 19
PART I OFFENSES		Homicide	0	0	Other Assaults	38	41
		Sexual Assault	0	1	Forgery/Counterfeit	3	2
		Robbery	4	6	Fraud	19	9
		Aggravated Assault	5	7	Embezzlement	0	0
		Burglary	9	6	Stolen Property	1	2
		Larceny/Theft	57	44	Vandalism	29	24
		Motor Vehicle Theft	12	8	Weapons	3	7
		Arson	0	1	Prostitution	6	0
		PART I TOTALS	87	73	Sex Offenses	4	0
NON-UCR OFFENSES		Ambulance Calls	8	11	Drug Abuse	25	25
		Deaths	2	0	Gambling	0	1
		Missing Persons	4	4	Family Offenses	38	40
		Suicides	0	0	DUI	6	6
		Suspicious Activity	16	7	Liquor Laws	1	1
		Traffic Accidents	36	35	Drunkenness	4	6
		All Other	110	108	Disorderly Conduct	4	2
			NON-UCR TOTALS	176	165	All Other Offenses	83
TOTALS		PART I OFFENSES	87	73	Curfew/Loitering	0	0
		PART II OFFENSES	271	234	Runaway	7	0
		NON-UCR OFFENSES	176	165	PART II TOTALS	271	234
			TOTAL	534	472		

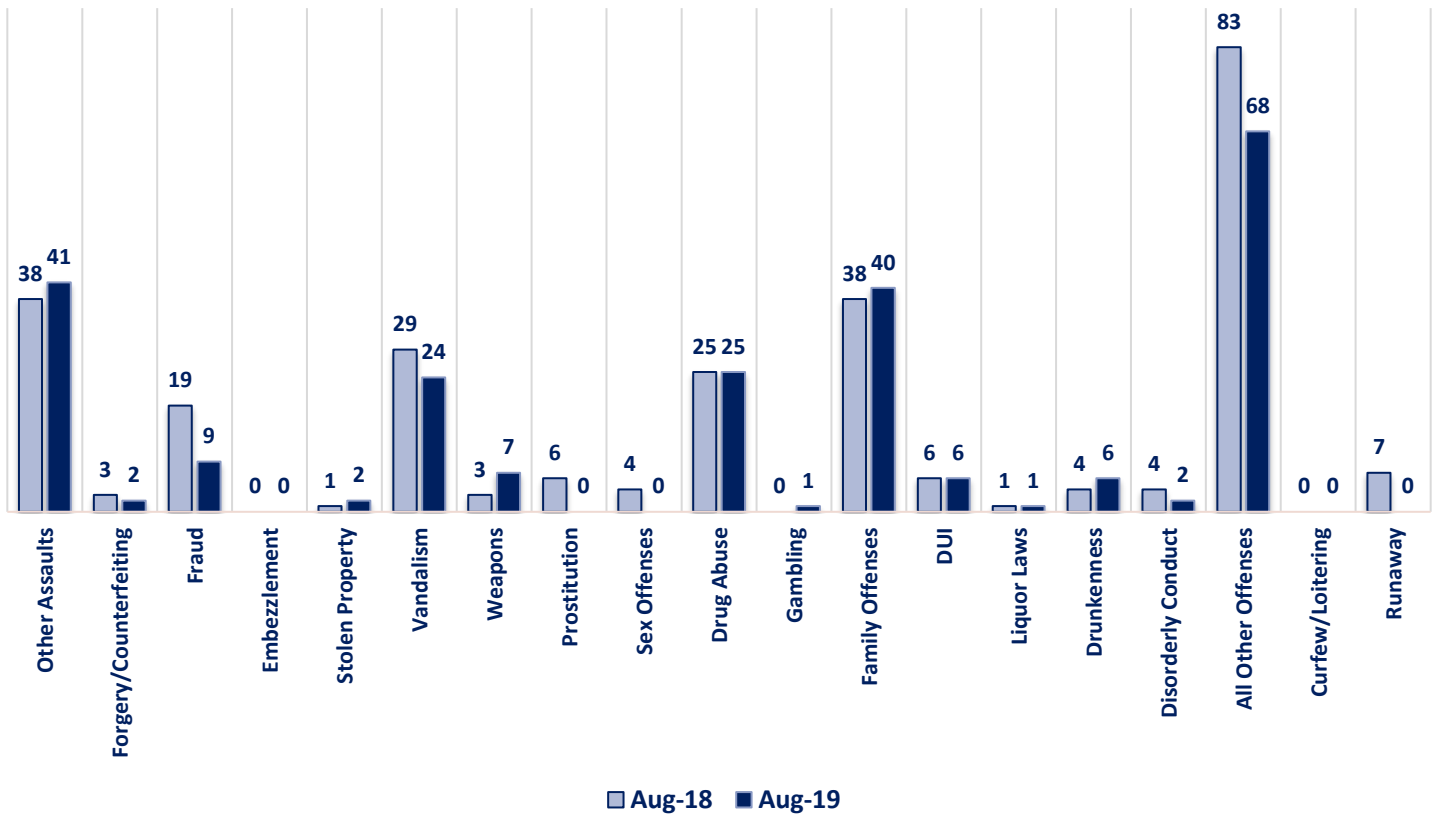
AUGUST 2019 - PART I & II OFFENSE PERCENTAGES



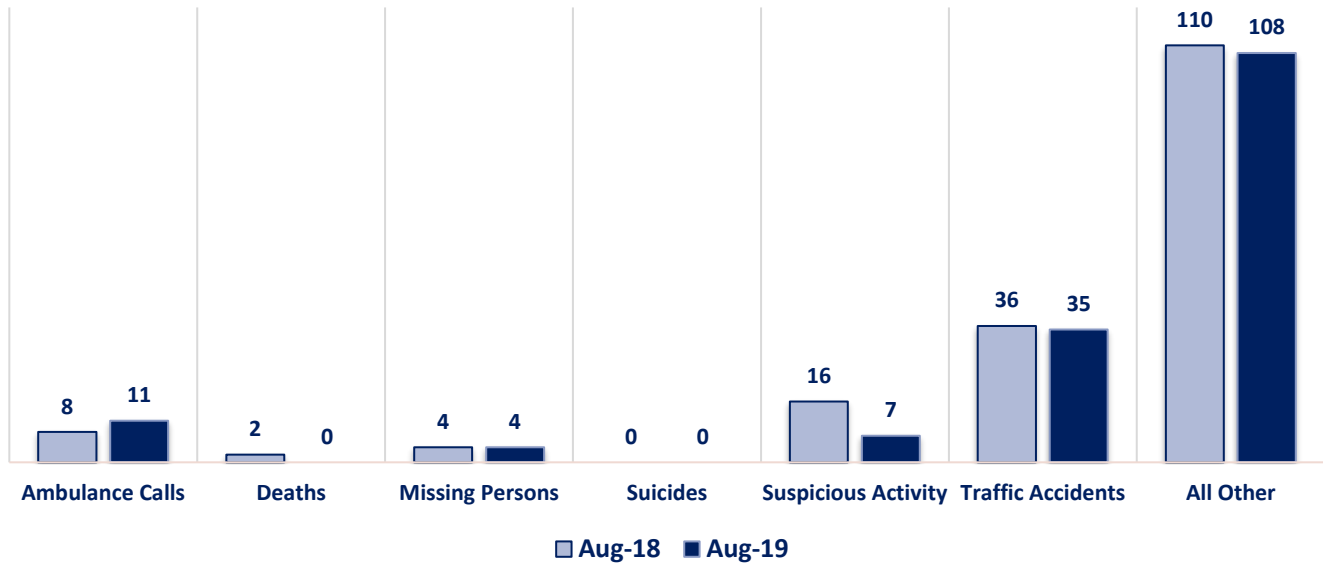
Part I Offenses



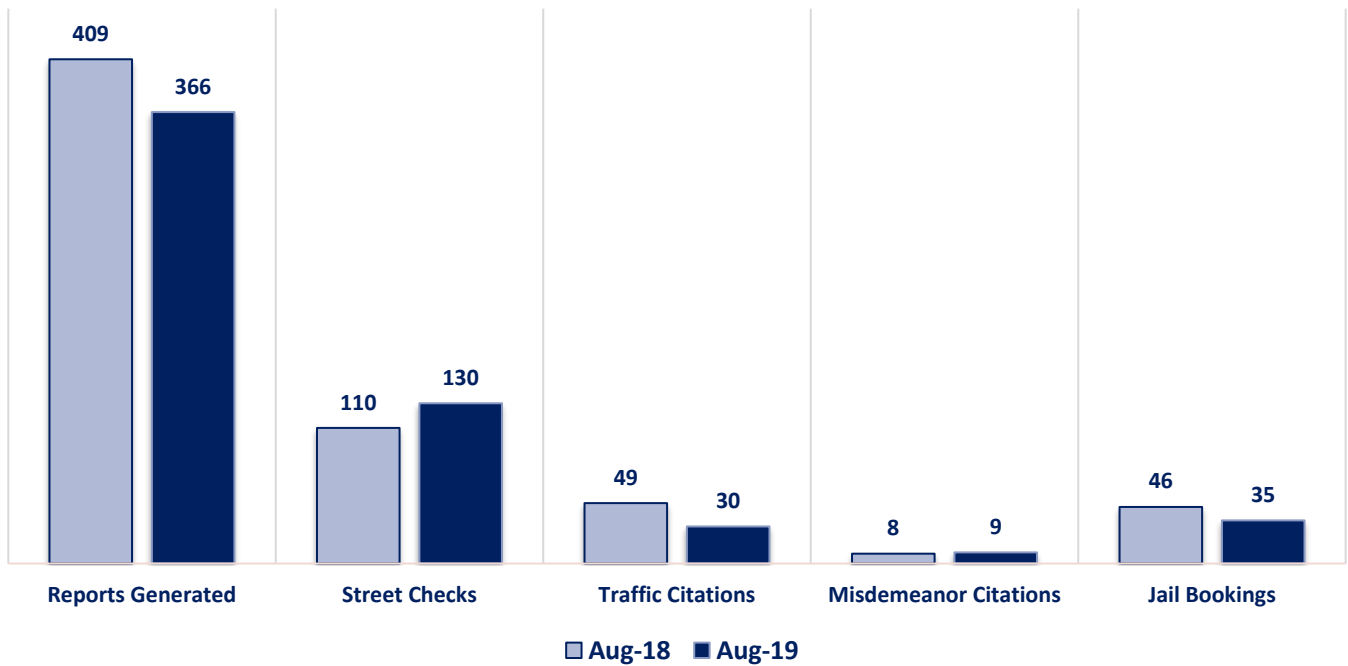
Part II Offenses



Non-UCR Offenses

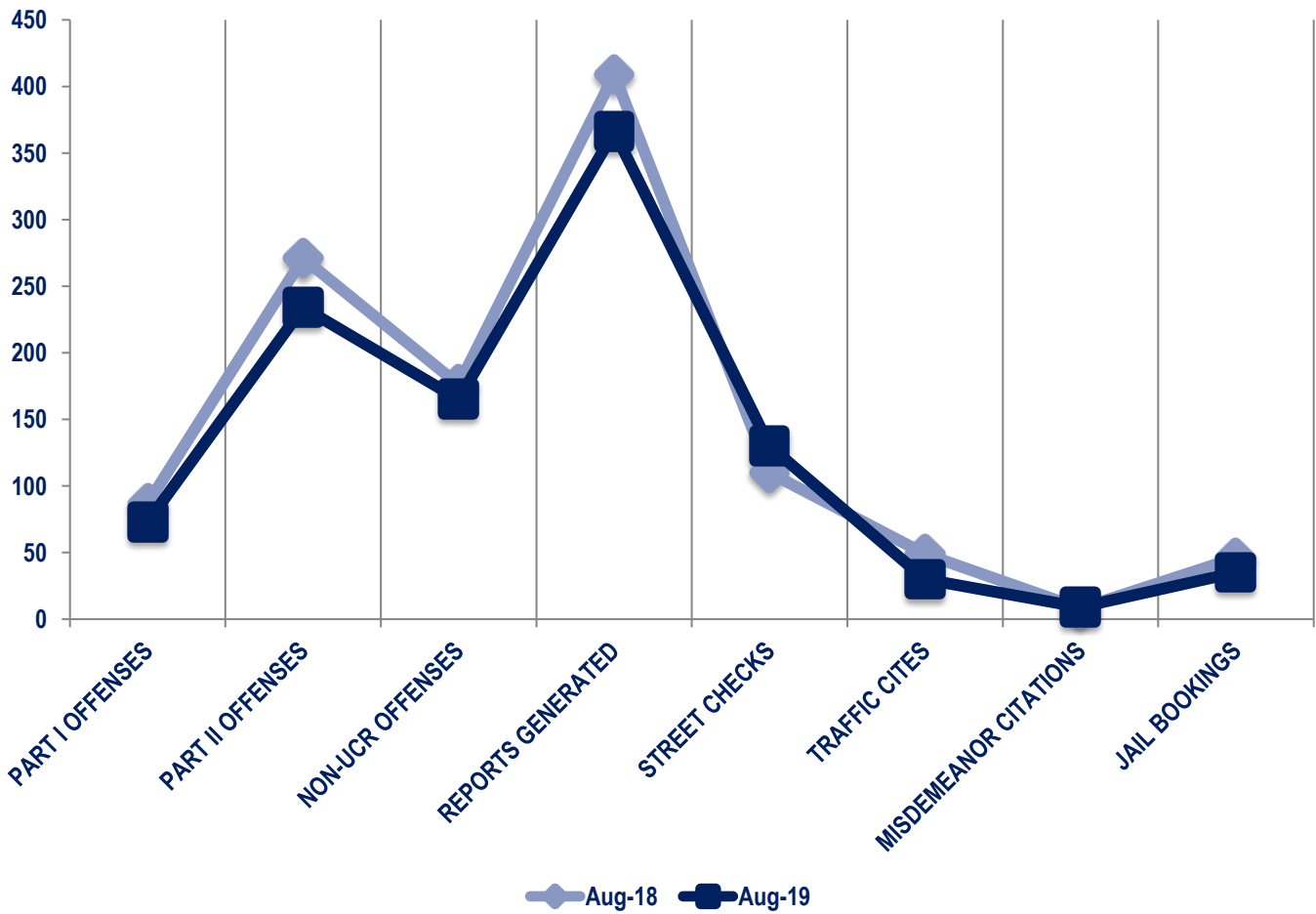


Other Event Totals



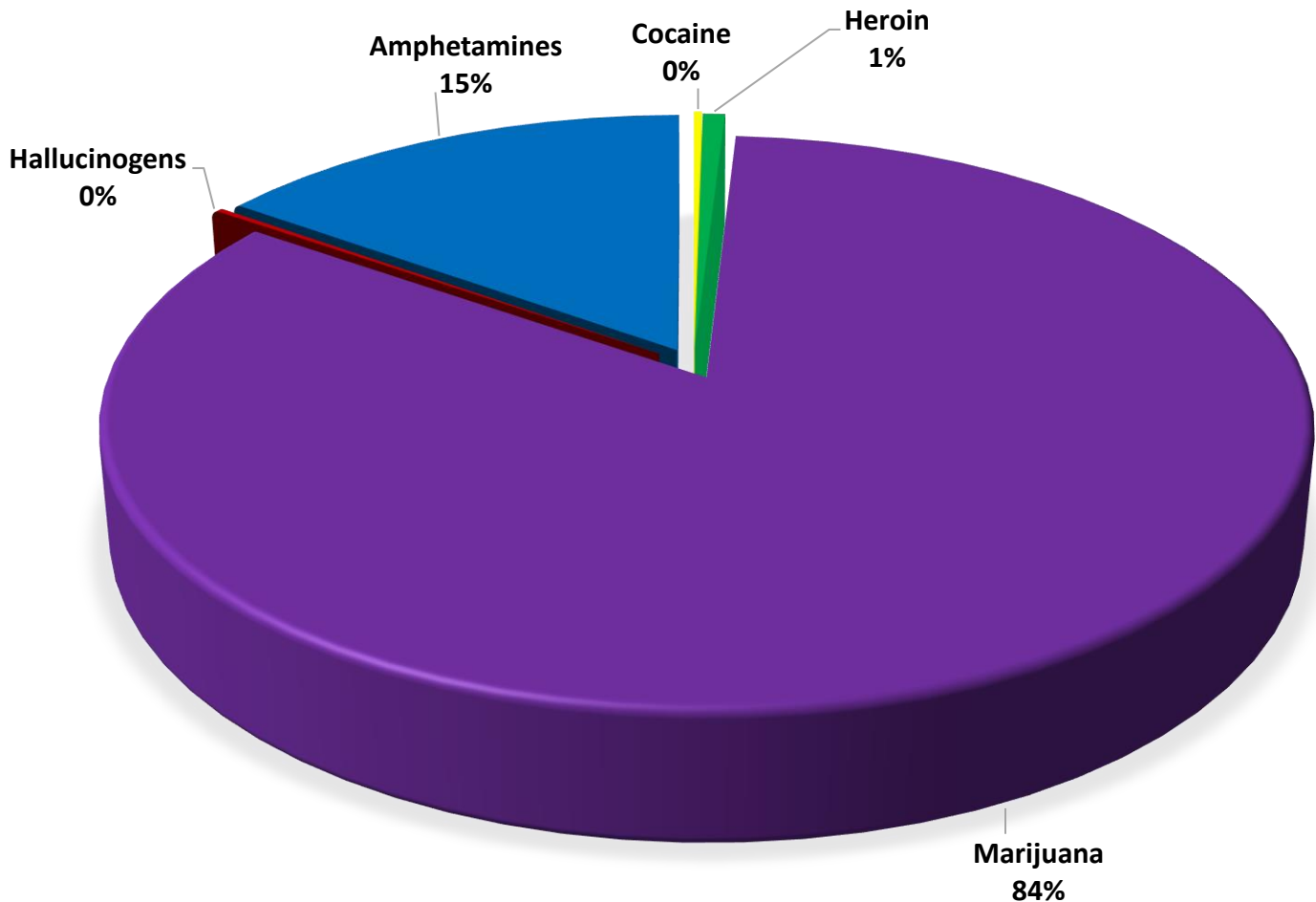
Combined Offense/Event Trends

	AUG 2018	AUG 2019
Part I Offenses	87	73
Part II Offenses	271	234
NonUCR Offenses	176	165
Reports Generated	409	366
Street Checks	110	130
Traffic Citations	49	30
Misdemeanor Citations	8	9
Jail Bookings	46	35



Seized Drugs

TYPE	DOSES	STREET VALUE	
Cocaine	6.0	\$	60.00
Heroin	16.1	\$	161.00
Marijuana	1941.0	\$	11,645.72
Hallucinogens	4.9	\$	9.88
Amphetamines	351.0	\$	3,510.00
TOTAL	2319.0	\$	15,386.60



Part I & II Offenses - One Year

