



## CITY COUNCIL DISTRICT #5 MONTHLY OFFENSE SUMMARY

### AUGUST 2019

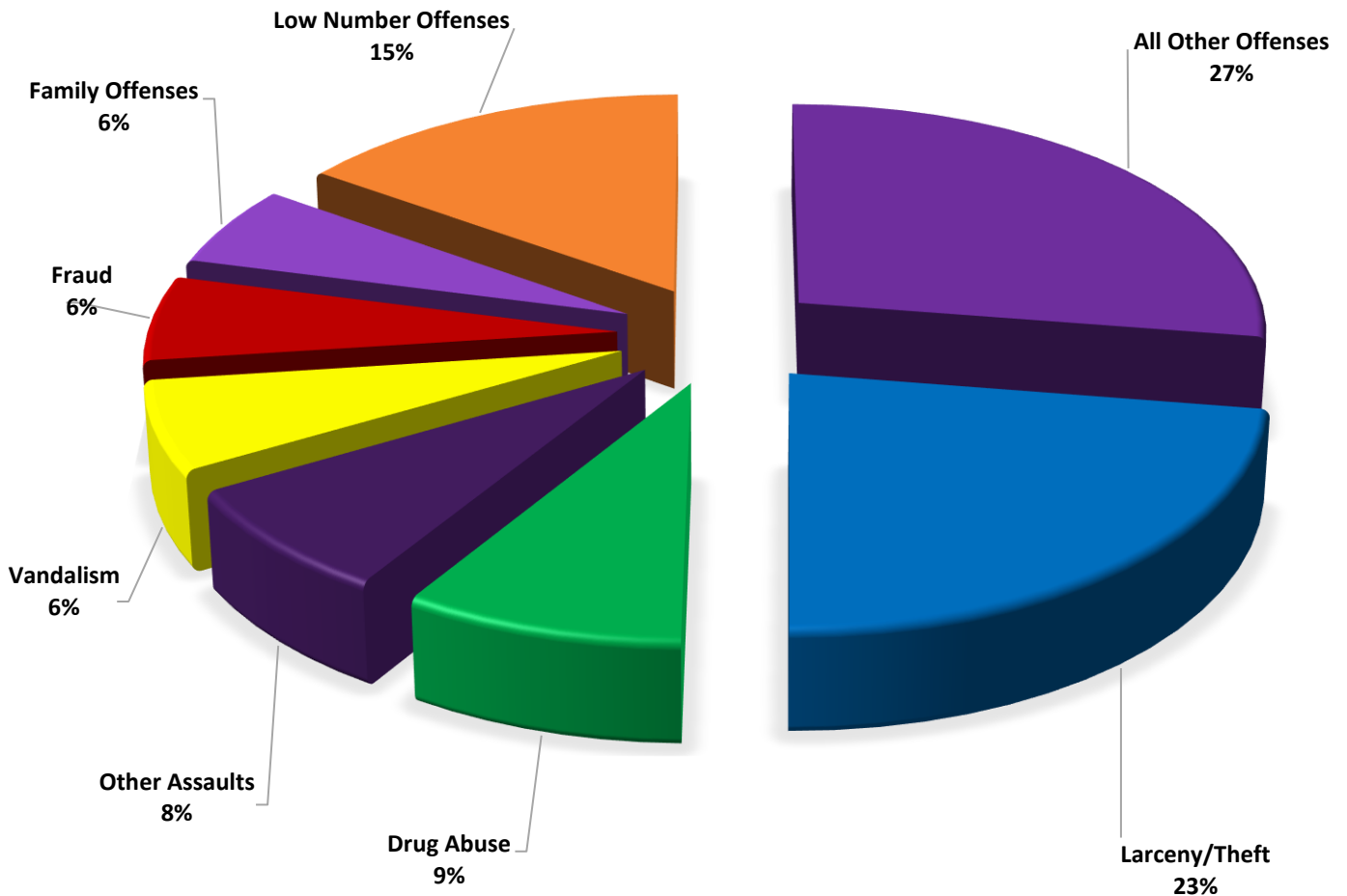
These figures represent preliminary counts of original Police Incident Reports and include all offenses within the above listed City Council District only. Full statistical analysis to determine the confidence level of this data has not been performed. The results contained herein are approximate in relation to the listed area and may not fully coincide with data shown in other areas of SLCPD's Crime Statistics page such as Calls for Service, Crimes Trending, and Crime Reports due to and reflective of departmental procedures that were in place at the time the event occurred and the date this data was compiled. Results displayed are not distinguished as attempted or completed crimes, do not include other calls for police service, and only represent police service where a report was made. Police Incident Reports are classified by primary offense categories as defined by the Uniform Crime Reporting (UCR) system, however for this report all offenses are included, and each incident may have more than one offense listed on it. In cases where there is more than one offense listed, all offenses are counted individually. Although every reasonable verification effort is made, the accuracy of any data is subject to the constraints of the report generation process as well as the manner, format, and point in time of any query.

- 
- PART I OFFENSES:** Chosen by the FBI as Part I Offenses because they are serious crimes that occur with regularity in all areas of the country and are likely to be reported to Police.
- PART II OFFENSES:** All other crimes other than the eight Part I Offenses. The Uniform Crime Reporting Program gathers only arrest data for Part II Offenses, however, SLCPD results displayed in this document display all Part II Offenses, regardless of the presence of arrest data.
- ALL OTHER OFFENSES:** Under the Part II Offense section, 'All Other Offenses' include Peeping Tom, Trespass, Kidnap/Abduction, Pornography, Extortion/Blackmail, Bribery, Warrants, Sexual Offenses, Obstruction, Public Peace, and Hit & Run.
- NON-UCR OFFENSES:** Non-UCR Offenses include reports for all other offenses not classified as a Part I or Part II Offense. Results displayed separate some of these offenses such as Ambulance Calls, Deaths, Missing Persons, Suicides, Suspicious Activity, and Traffic Accidents.
- ALL OTHER NON-UCR:** Under the Non-UCR category, 'All Other' include the remainder of offenses not classified as Part I or Part II and not separated from the Non-UCR Offenses. These include things such as Loud Parties, Barking Dogs, Mentally Ill Subjects, Citizen Assistance, etc.
- LOW NUMBER OFFENSES:** On page two, in the interest of space and allowing for easier viewing, the category titled 'Low Number Offenses' include Part I and Part II Offenses from page one that have totals under the amount of 19.

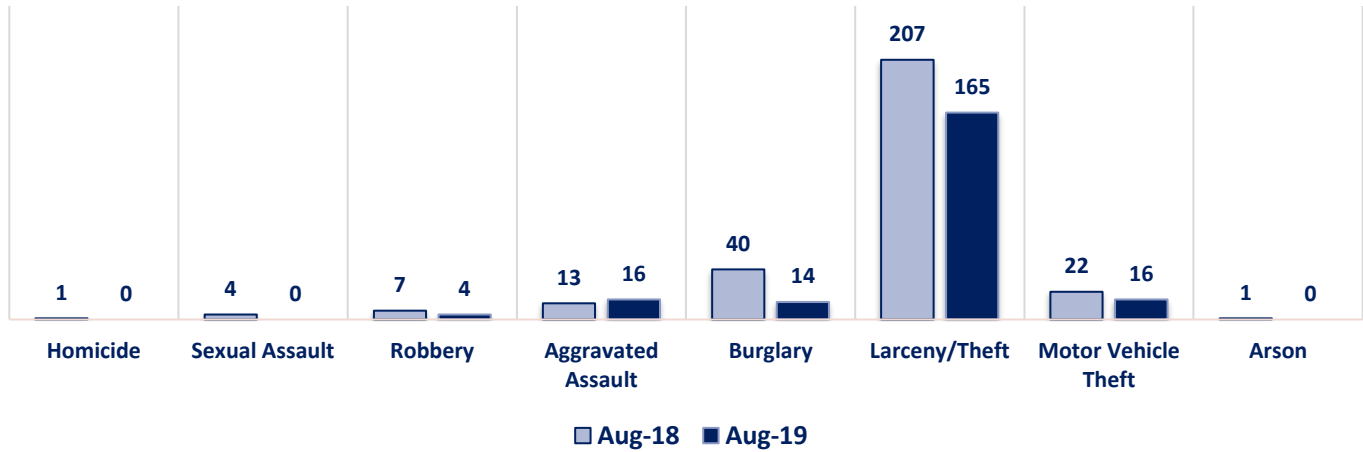
### Offenses

		OFFENSE	AUG 18	AUG 19	OFFENSE	AUG 18	AUG 19
<b>PART I OFFENSES</b>		Homicide	1	0	Other Assaults	67	56
		Sexual Assault	4	0	Forgery/Counterfeit	9	4
		Robbery	7	4	Fraud	24	44
		Aggravated Assault	13	16	Embezzlement	0	0
		Burglary	40	14	Stolen Property	12	7
		Larceny/Theft	207	165	Vandalism	32	46
		Motor Vehicle Theft	22	16	Weapons	13	4
		Arson	1	0	Prostitution	6	2
		<b>PART I TOTALS</b>	<b>295</b>	<b>215</b>	Sex Offenses	4	2
<b>NON-UCR OFFENSES</b>		Ambulance Calls	22	26	Drug Abuse	143	63
		Deaths	3	4	Gambling	0	0
		Missing Persons	5	2	Family Offenses	32	42
		Suicides	0	1	DUI	11	10
		Suspicious Activity	30	24	Liquor Laws	7	1
		Traffic Accidents	82	74	Drunkenness	17	13
		All Other	290	201	Disorderly Conduct	16	9
			<b>NON-UCR TOTALS</b>	<b>432</b>	<b>332</b>	All Other Offenses	262
<b>TOTALS</b>		<b>PART I OFFENSES</b>	<b>295</b>	<b>215</b>	Curfew/Loitering	0	0
		<b>PART II OFFENSES</b>	<b>657</b>	<b>510</b>	Runaway	2	8
		<b>NON-UCR OFFENSES</b>	<b>432</b>	<b>332</b>	<b>PART II TOTALS</b>	<b>657</b>	<b>510</b>
			<b>TOTAL</b>	<b>1384</b>	<b>1057</b>		

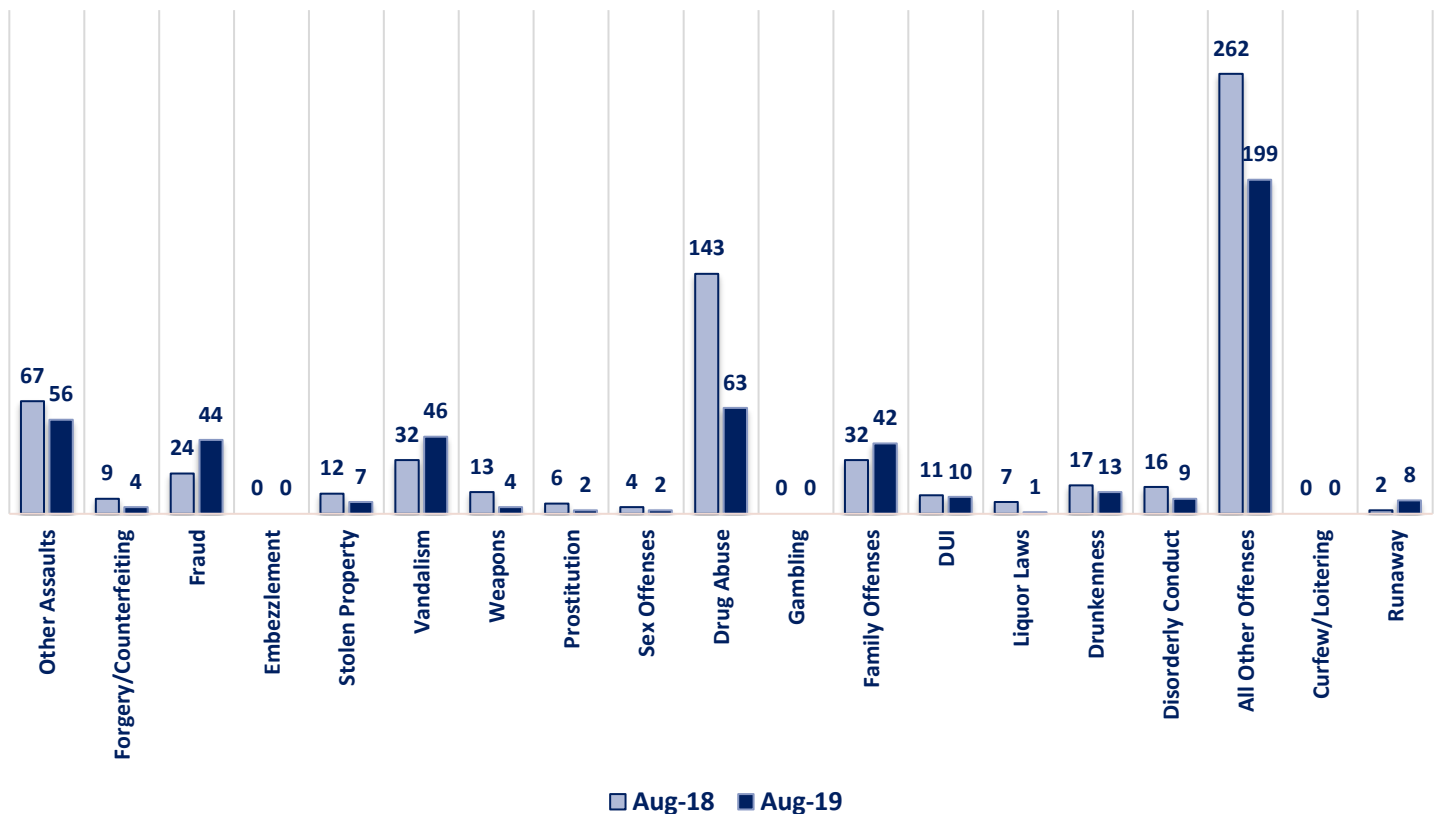
**AUGUST 2019 - PART I & II OFFENSE PERCENTAGES**



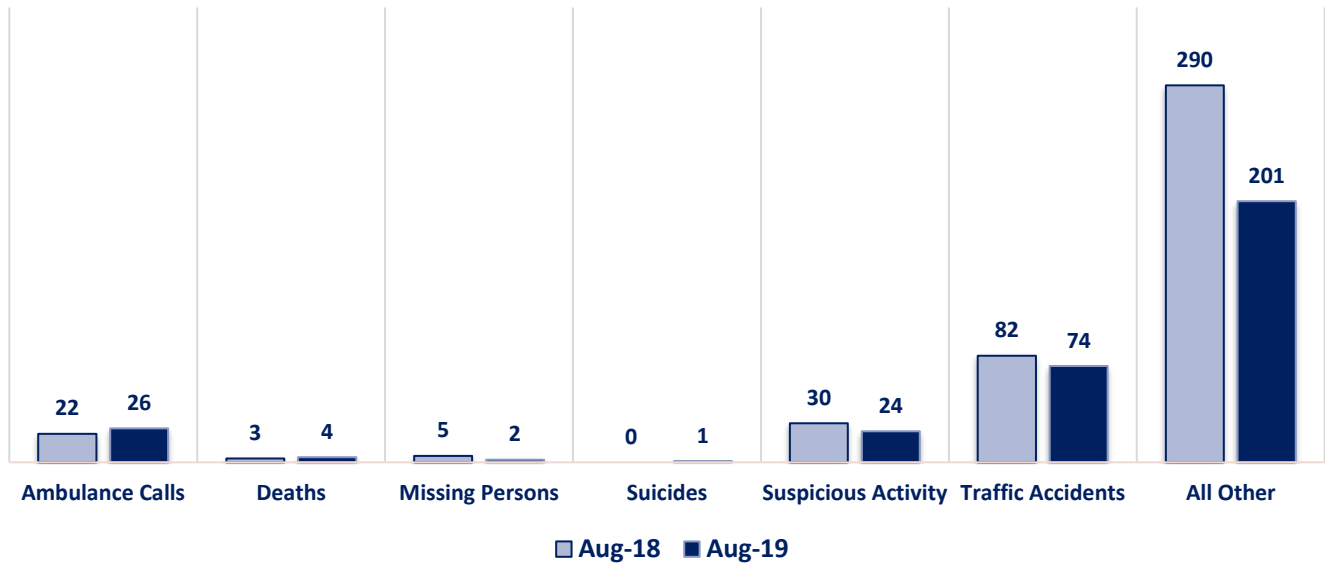
### Part I Offenses



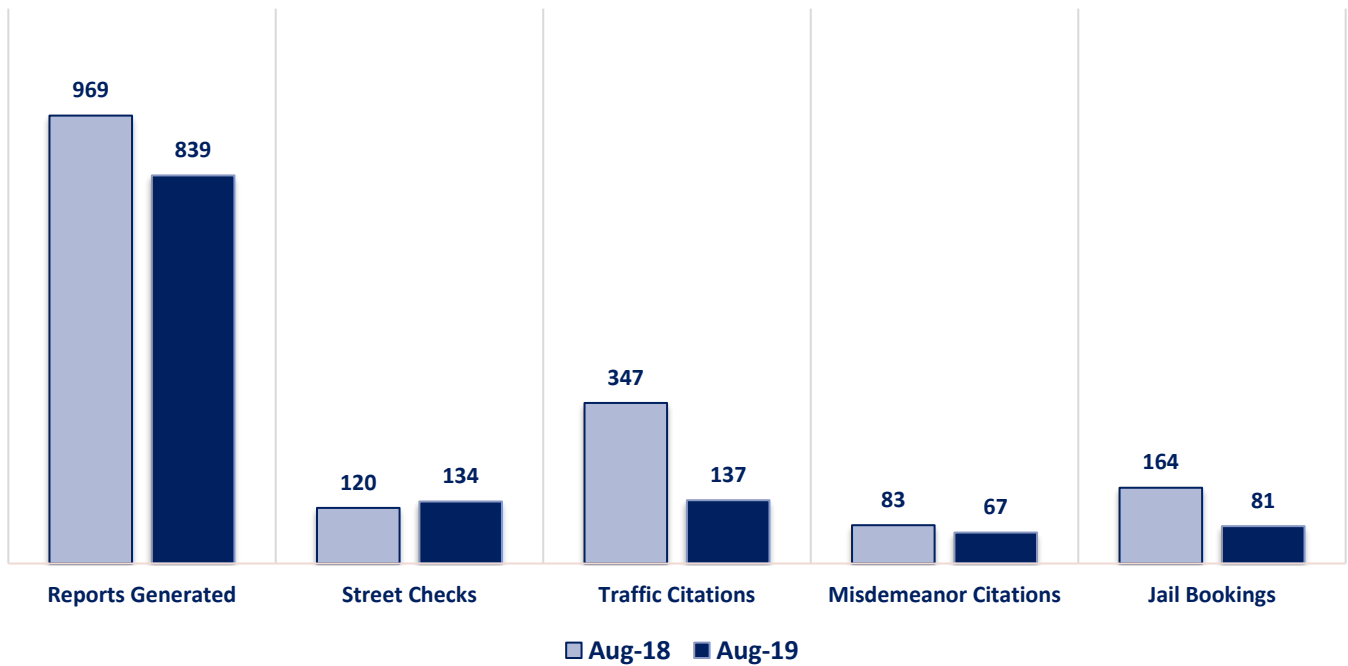
### Part II Offenses



### Non-UCR Offenses

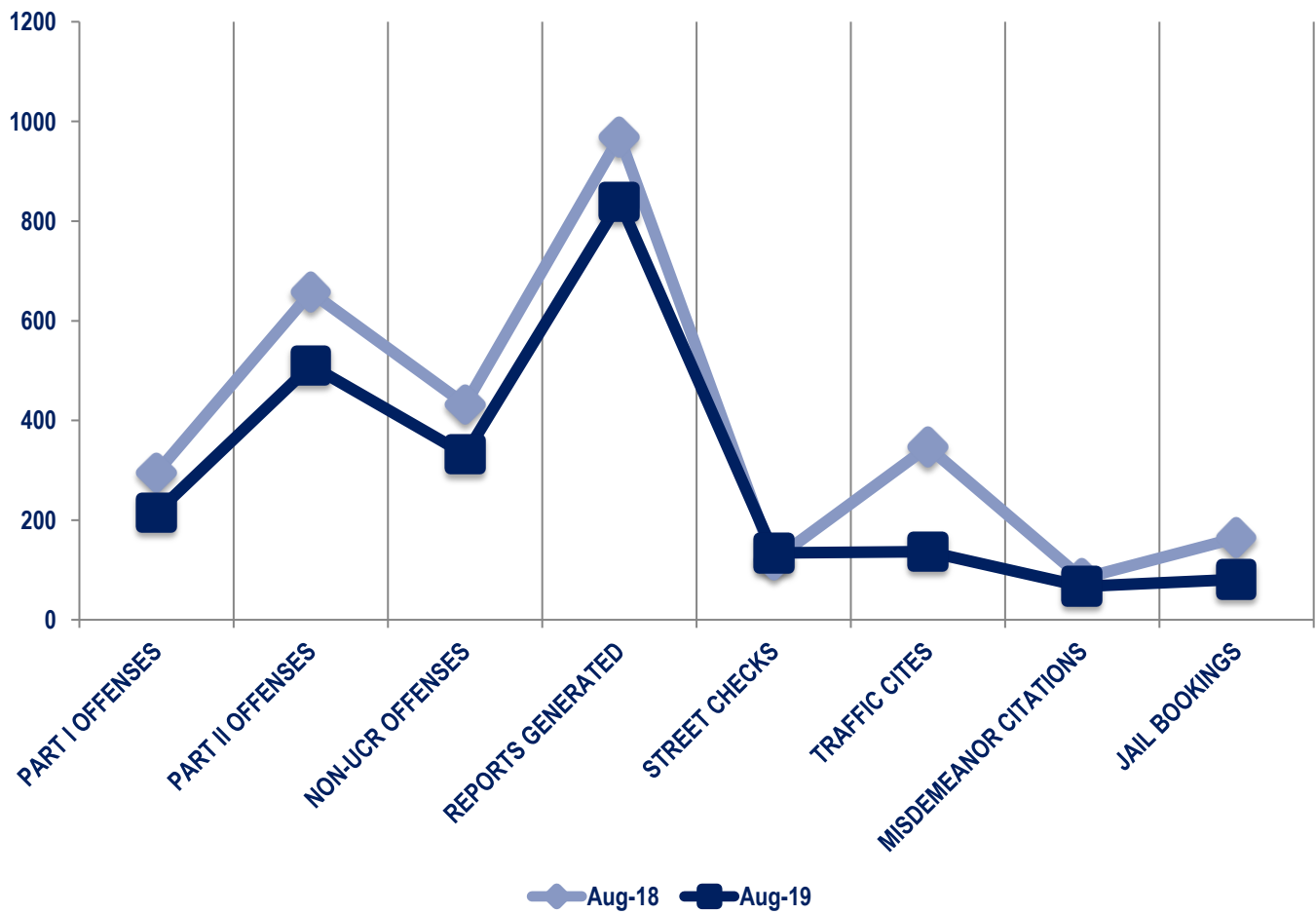


### Other Event Totals



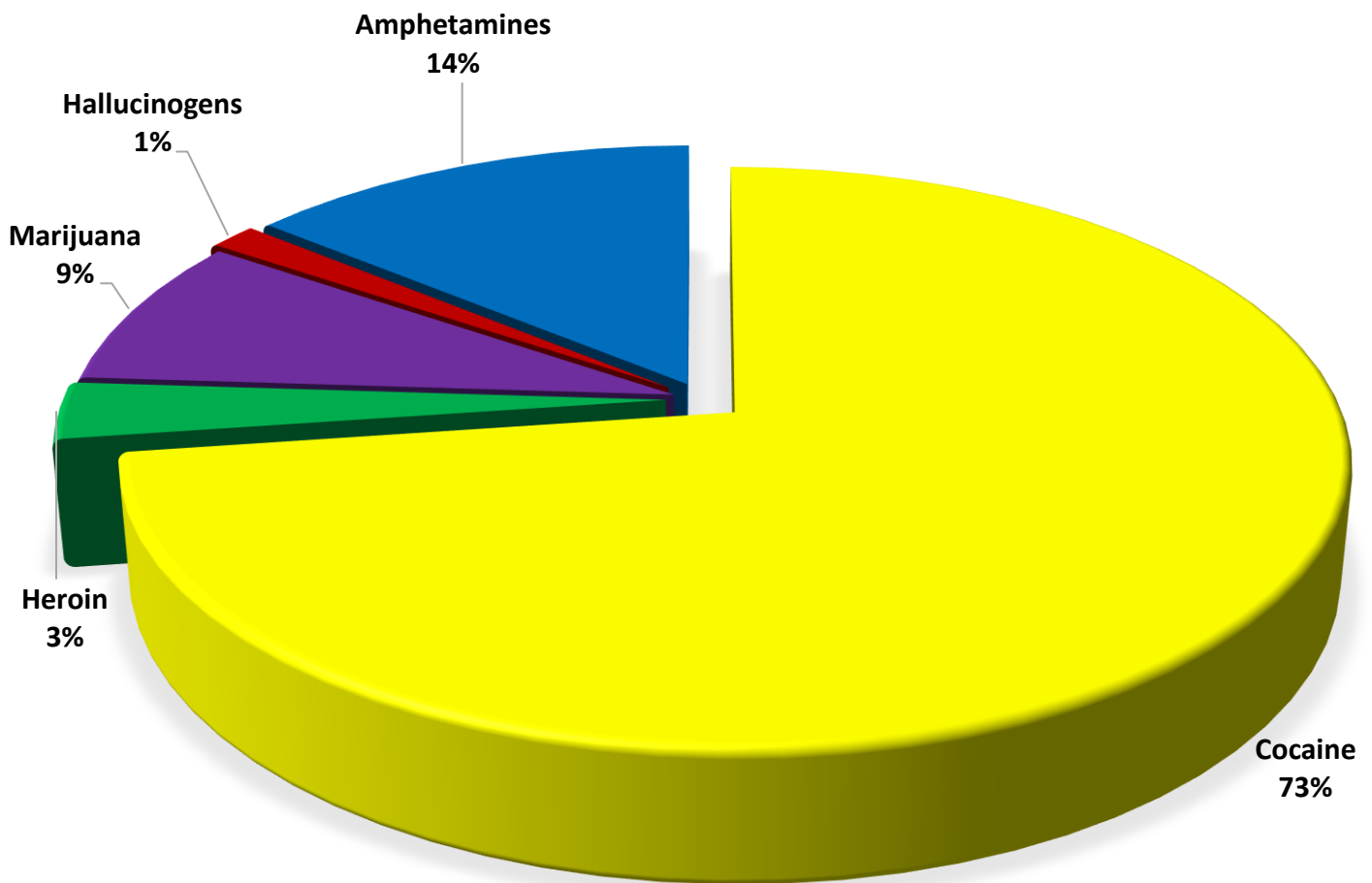
### Combined Offense/Event Trends

	AUG 2018	AUG 2019
<b>Part I Offenses</b>	295	215
<b>Part II Offenses</b>	657	510
<b>NonUCR Offenses</b>	432	332
<b>Reports Generated</b>	969	839
<b>Street Checks</b>	120	134
<b>Traffic Citations</b>	347	137
<b>Misdemeanor Citations</b>	83	67
<b>Jail Bookings</b>	164	81



### Seized Drugs

TYPE	DOSES	STREET VALUE	
Cocaine	2275.0	\$	22,750.00
Heroin	100.0	\$	1,000.00
Marijuana	264.6	\$	1,587.77
Hallucinogens	45.7	\$	91.37
Amphetamines	439.5	\$	4,395.00
<b>TOTAL</b>	<b>3124.8</b>	<b>\$</b>	<b>29,824.15</b>



**Part I & II Offenses - One Year**

