



## CITY COUNCIL DISTRICT #2

### MONTHLY OFFENSE SUMMARY

SEPTEMBER 2019

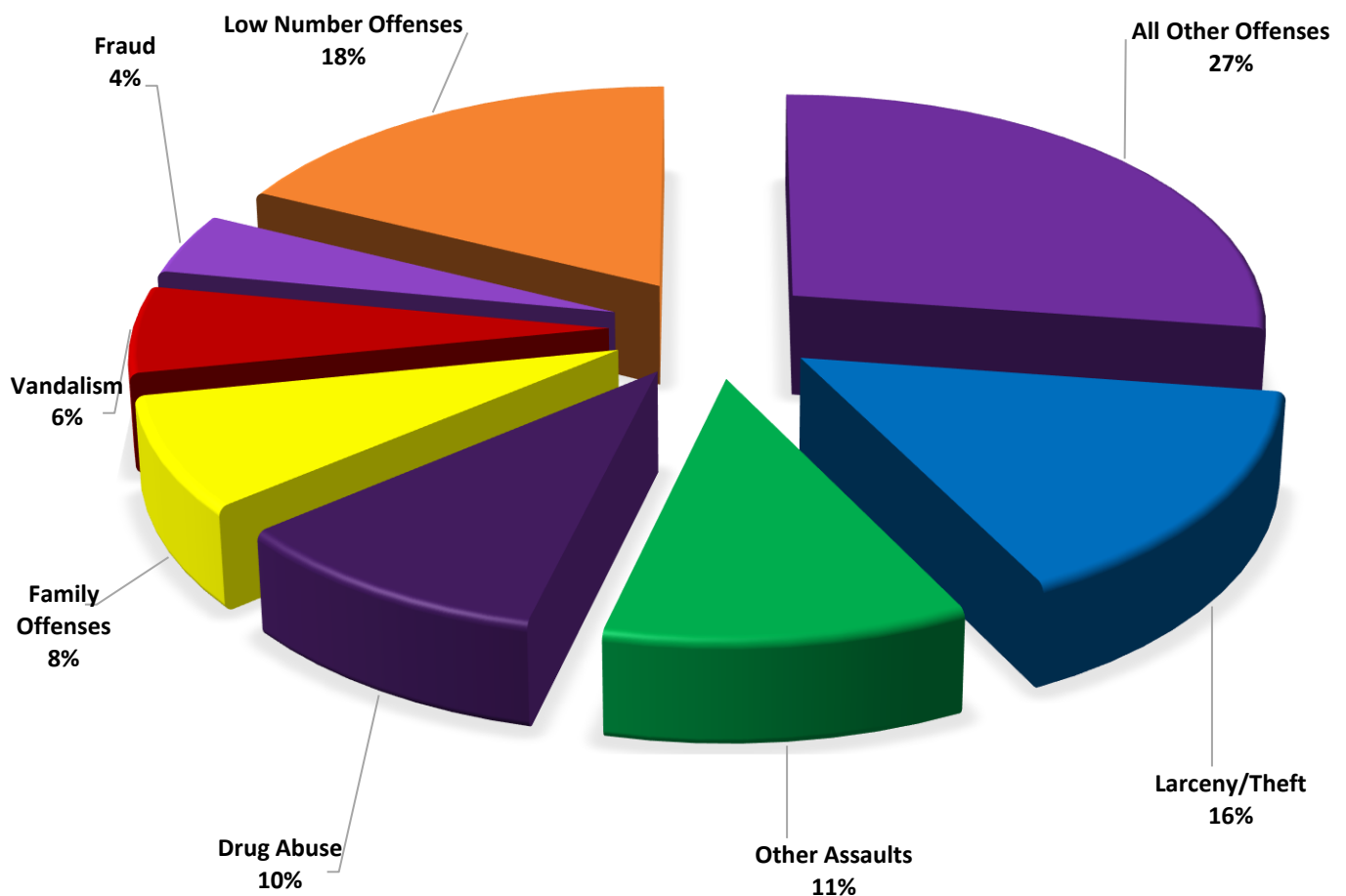
These figures represent preliminary counts of original Police Incident Reports and include all offenses within the above listed City Council District only. Full statistical analysis to determine the confidence level of this data has not been performed. The results contained herein are approximate in relation to the listed area and may not fully coincide with data shown in other areas of SLCPD's Crime Statistics page such as Calls for Service, Crimes Trending, and Crime Reports due to and reflective of departmental procedures that were in place at the time the event occurred and the date this data was compiled. Results displayed are not distinguished as attempted or completed crimes, do not include other calls for police service, and only represent police service where a report was made. Police Incident Reports are classified by primary offense categories as defined by the Uniform Crime Reporting (UCR) system, however for this report all offenses are included, and each incident may have more than one offense listed on it. In cases where there is more than one offense listed, all offenses are counted individually. Although every reasonable verification effort is made, the accuracy of any data is subject to the constraints of the report generation process as well as the manner, format, and point in time of any query.

<b>PART I OFFENSES:</b>	Chosen by the FBI as Part I Offenses because they are serious crimes that occur with regularity in all areas of the country and are likely to be reported to Police.
<b>PART II OFFENSES:</b>	All other crimes other than the eight Part I Offenses. The Uniform Crime Reporting Program gathers only arrest data for Part II Offenses, however, SLCPD results displayed in this document display all Part II Offenses, regardless of the presence of arrest data.
<b>ALL OTHER OFFENSES:</b>	Under the Part II Offense section, 'All Other Offenses' include Peeping Tom, Trespass, Kidnap/Abduction, Pornography, Extortion/Blackmail, Bribery, Warrants, Sexual Offenses, Obstruction, Public Peace, and Hit & Run.
<b>NON-UCR OFFENSES:</b>	Non-UCR Offenses include reports for all other offenses not classified as a Part I or Part II Offense. Results displayed separate some of these offenses such as Ambulance Calls, Deaths, Missing Persons, Suicides, Suspicious Activity, and Traffic Accidents.
<b>ALL OTHER NON-UCR:</b>	Under the Non-UCR category, 'All Other' include the remainder of offenses not classified as Part I or Part II and not separated from the Non-UCR Offenses. These include things such as Loud Parties, Barking Dogs, Mentally Ill Subjects, Citizen Assistance, etc.
<b>LOW NUMBER OFFENSES:</b>	On page two, in the interest of space and allowing for easier viewing, the category titled 'Low Number Offenses' include Part I and Part II Offenses from page one that have totals under the amount of 28.

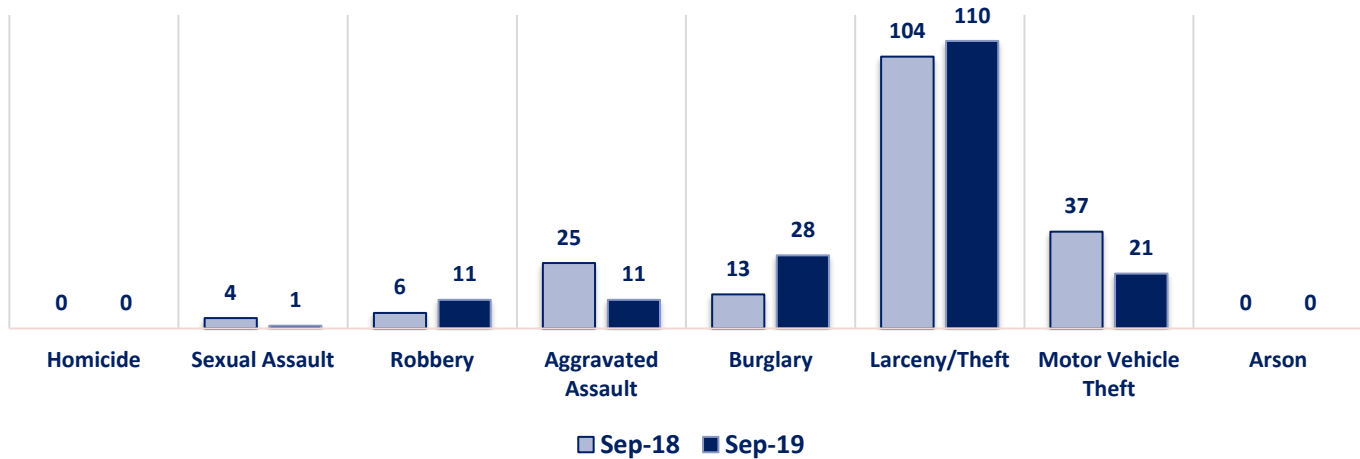
## Offenses

PART I OFFENSES	OFFENSE	SEPT 18	SEPT 19	OFFENSE	SEPT 18	SEPT 19
	Homicide	0	0	Other Assaults	67	80
	Sexual Assault	4	1	Forgery/Counterfeit	10	10
	Robbery	6	11	Fraud	31	31
	Aggravated Assault	25	11	Embezzlement	1	0
	Burglary	13	28	Stolen Property	9	6
	Larceny/Theft	104	110	Vandalism	47	44
	Motor Vehicle Theft	37	21	Weapons	13	7
	Arson	0	0	Prostitution	13	1
NON-UCR OFFENSES	PART I TOTALS	189	182	Sex Offenses	2	1
	Ambulance Calls	17	16	Drug Abuse	118	73
	Deaths	2	6	Gambling	0	1
	Missing Persons	7	8	Family Offenses	53	57
	Suicides	0	0	DUI	8	9
	Suspicious Activity	17	18	Liquor Laws	5	1
	Traffic Accidents	76	91	Drunkenness	15	4
	All Other	205	245	Disorderly Conduct	17	9
	NON-UCR TOTALS	324	384	All Other Offenses	192	196
TOTALS	PART I OFFENSES	189	182	Curfew/Loitering	0	0
	PART II OFFENSES	606	536	Runaway	5	6
	NON-UCR OFFENSES	324	384	PART II TOTALS	606	536
	TOTAL	1119	1102			

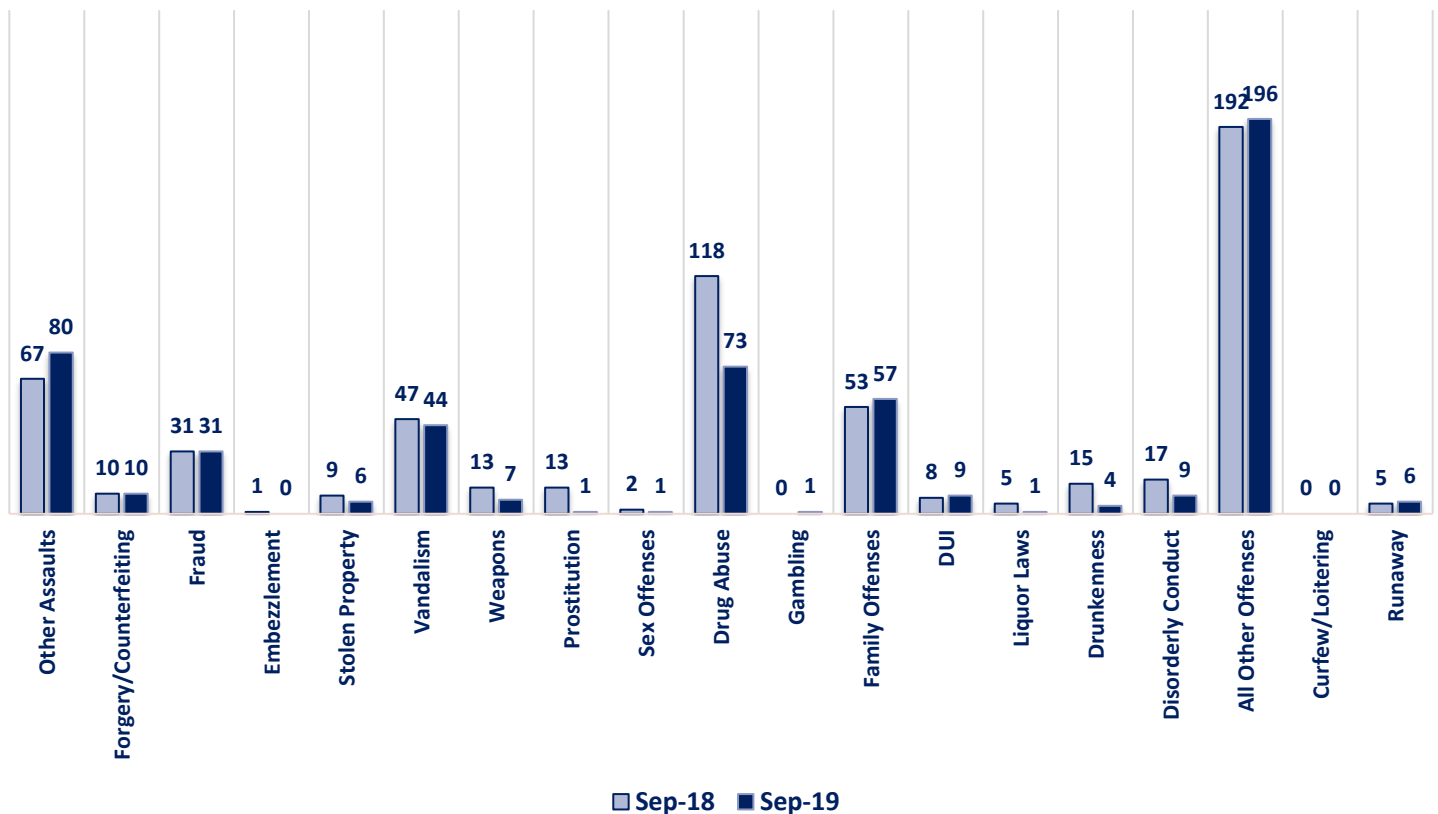
**SEPTEMBER 2019 - PART I & II OFFENSE PERCENTAGES**



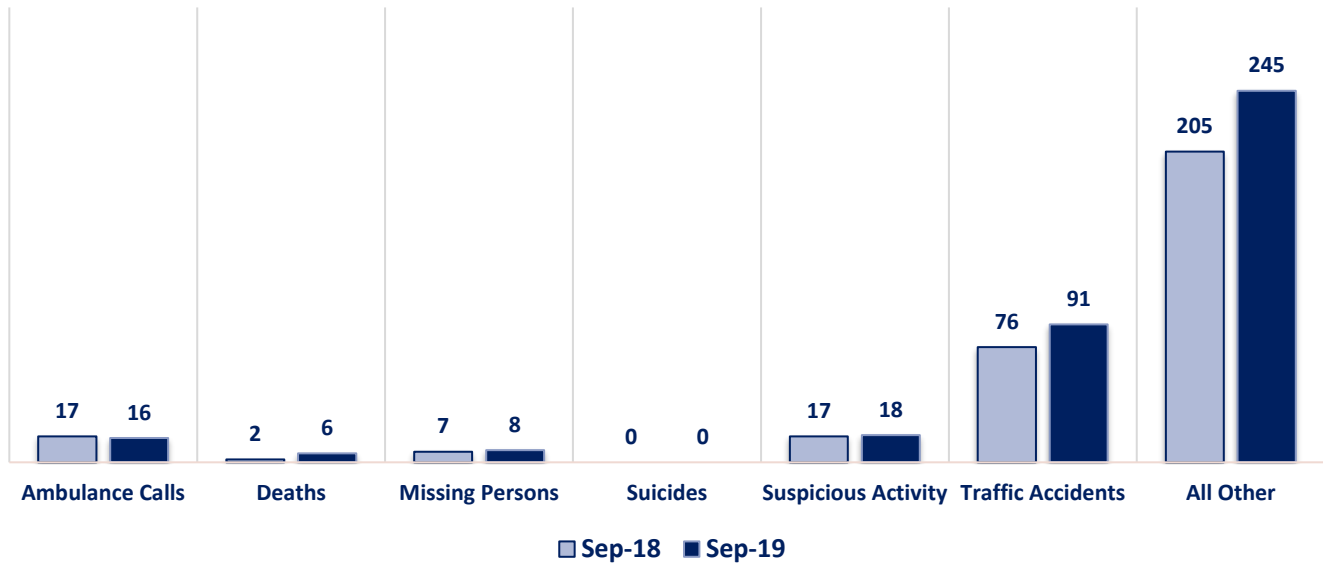
### Part I Offenses



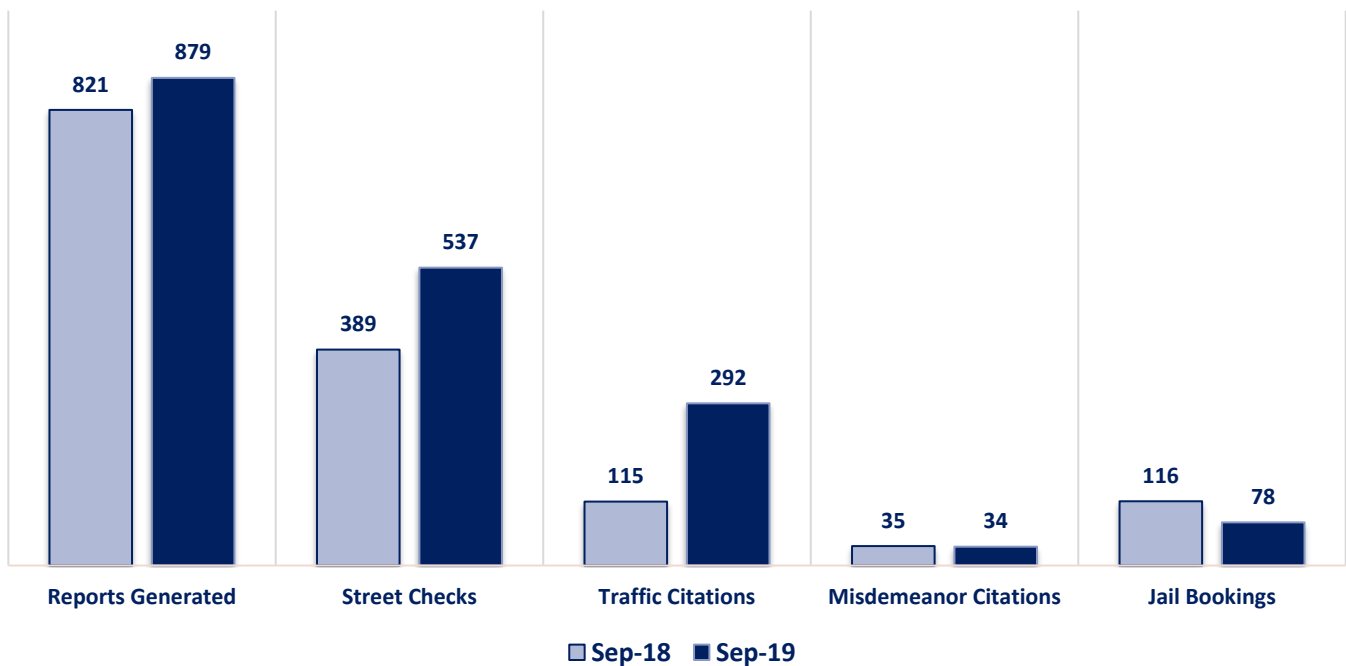
### Part II Offenses



### Non-UCR Offenses

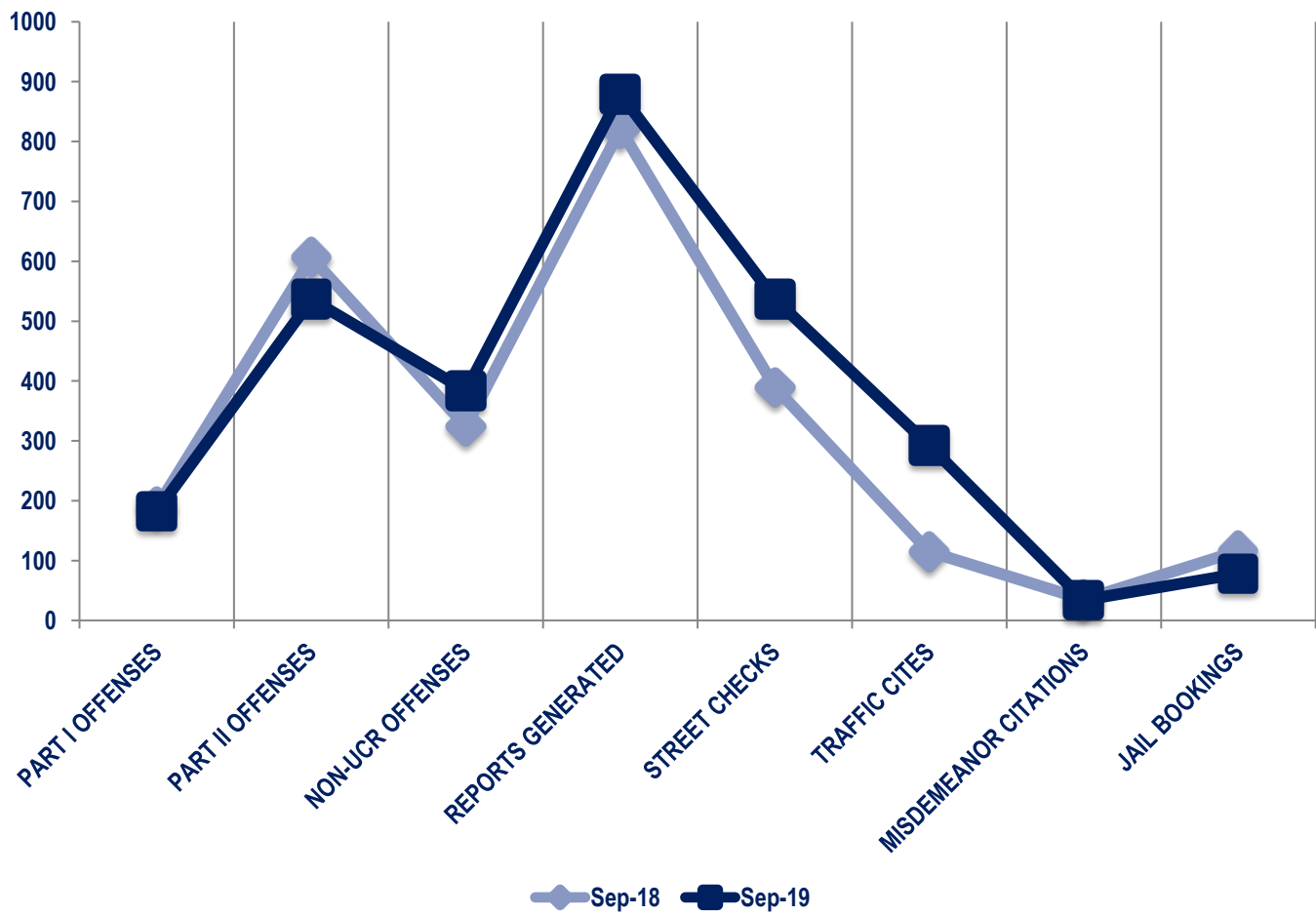


### Other Event Totals



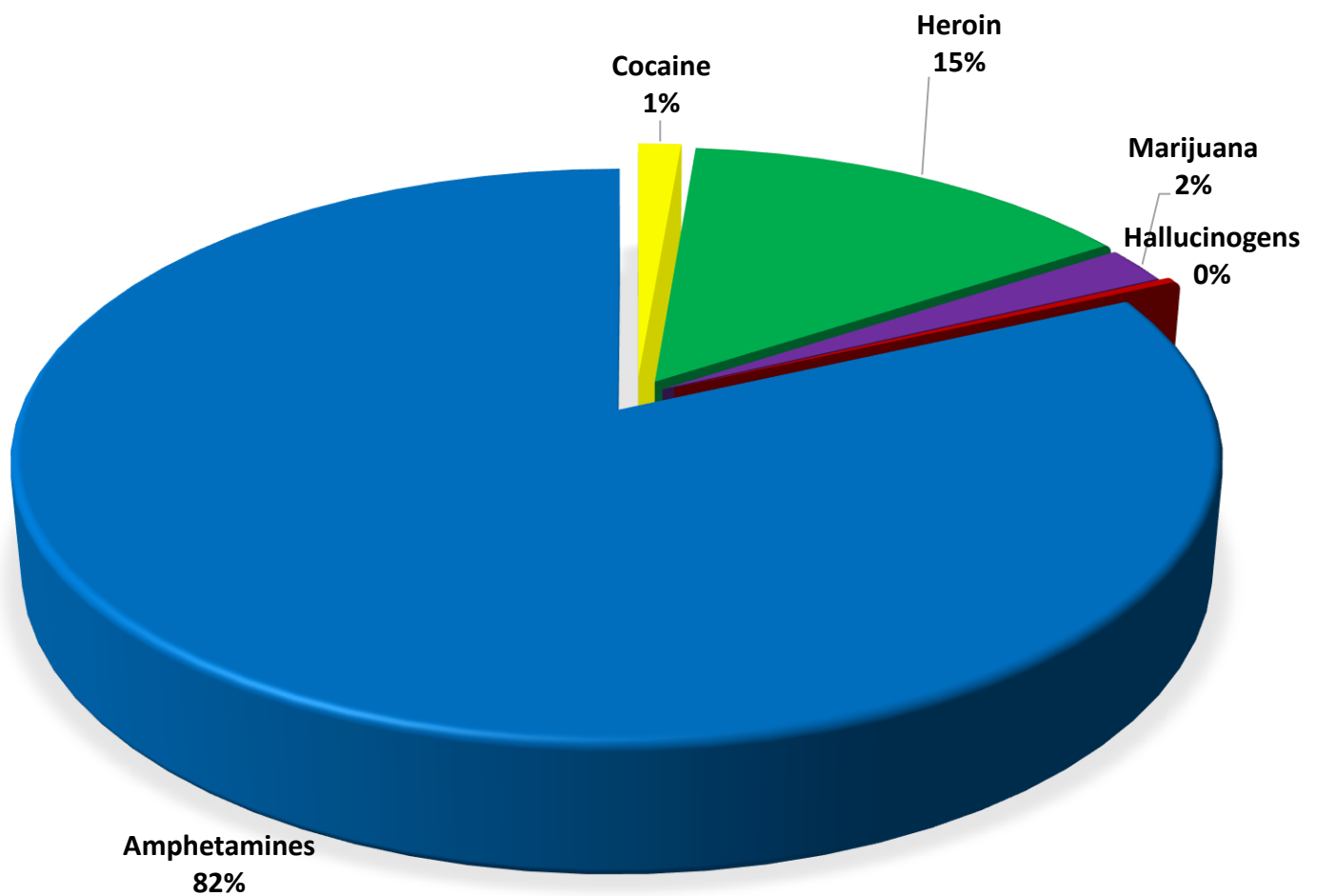
### Combined Offense/Event Trends

	SEPT 2018	SEPT 2019
<b>Part I Offenses</b>	189	182
<b>Part II Offenses</b>	606	536
<b>NonUCR Offenses</b>	324	384
<b>Reports Generated</b>	821	879
<b>Street Checks</b>	389	537
<b>Traffic Citations</b>	115	292
<b>Misdemeanor Citations</b>	35	34
<b>Jail Bookings</b>	116	78



## Seized Drugs

TYPE	DOSES	STREET VALUE
Cocaine	69.0	\$ 690.00
Heroin	736.0	\$ 7,360.00
Marijuana	106.6	\$ 639.52
Hallucinogens	16.2	\$ 32.34
Amphetamines	4170.2	\$ 41,702.00
<b>TOTAL</b>	<b>5098.0</b>	<b>\$ 50,423.86</b>



### Part I & II Offenses - One Year

