



CITY COUNCIL DISTRICT #5

MONTHLY OFFENSE SUMMARY

SEPTEMBER 2019

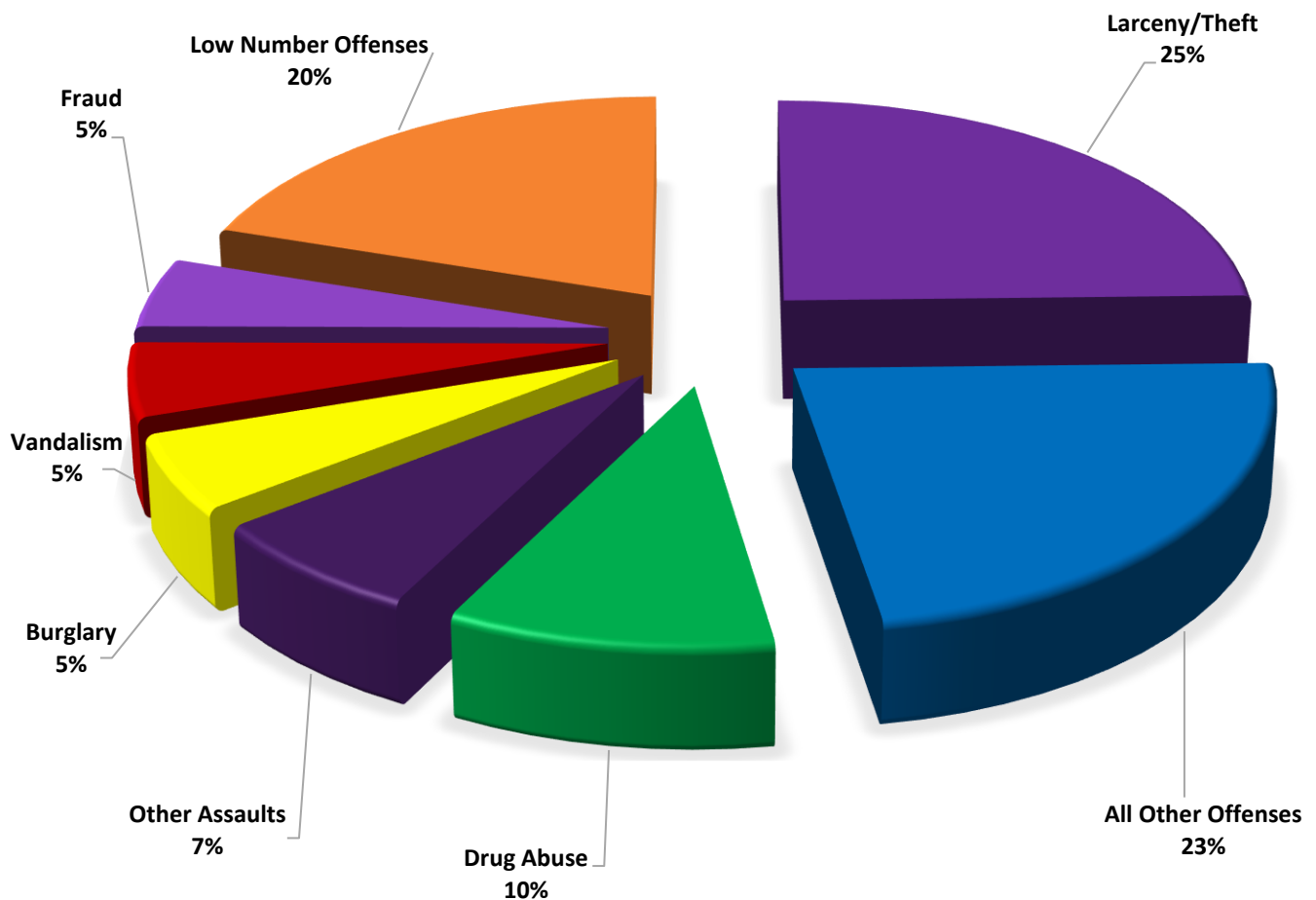
These figures represent preliminary counts of original Police Incident Reports and include all offenses within the above listed City Council District only. Full statistical analysis to determine the confidence level of this data has not been performed. The results contained herein are approximate in relation to the listed area and may not fully coincide with data shown in other areas of SLCPD's Crime Statistics page such as Calls for Service, Crimes Trending, and Crime Reports due to and reflective of departmental procedures that were in place at the time the event occurred and the date this data was compiled. Results displayed are not distinguished as attempted or completed crimes, do not include other calls for police service, and only represent police service where a report was made. Police Incident Reports are classified by primary offense categories as defined by the Uniform Crime Reporting (UCR) system, however for this report all offenses are included, and each incident may have more than one offense listed on it. In cases where there is more than one offense listed, all offenses are counted individually. Although every reasonable verification effort is made, the accuracy of any data is subject to the constraints of the report generation process as well as the manner, format, and point in time of any query.

PART I OFFENSES:	Chosen by the FBI as Part I Offenses because they are serious crimes that occur with regularity in all areas of the country and are likely to be reported to Police.
PART II OFFENSES:	All other crimes other than the eight Part I Offenses. The Uniform Crime Reporting Program gathers only arrest data for Part II Offenses, however, SLCPD results displayed in this document display all Part II Offenses, regardless of the presence of arrest data.
ALL OTHER OFFENSES:	Under the Part II Offense section, 'All Other Offenses' include Peeping Tom, Trespass, Kidnap/Abduction, Pornography, Extortion/Blackmail, Bribery, Warrants, Sexual Offenses, Obstruction, Public Peace, and Hit & Run.
NON-UCR OFFENSES:	Non-UCR Offenses include reports for all other offenses not classified as a Part I or Part II Offense. Results displayed separate some of these offenses such as Ambulance Calls, Deaths, Missing Persons, Suicides, Suspicious Activity, and Traffic Accidents.
ALL OTHER NON-UCR:	Under the Non-UCR category, 'All Other' include the remainder of offenses not classified as Part I or Part II and not separated from the Non-UCR Offenses. These include things such as Loud Parties, Barking Dogs, Mentally Ill Subjects, Citizen Assistance, etc.
LOW NUMBER OFFENSES:	On page two, in the interest of space and allowing for easier viewing, the category titled 'Low Number Offenses' include Part I and Part II Offenses from page one that have totals under the amount of 34.

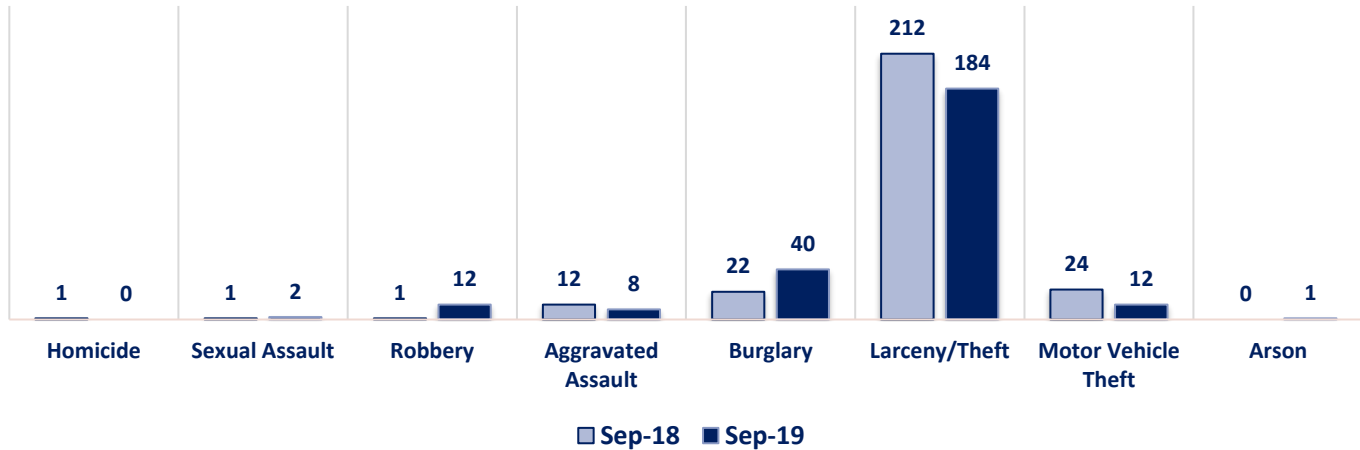
Offenses

PART I OFFENSES	OFFENSE	SEPT 18	SEPT 19	OFFENSE	SEPT 18	SEPT 19
	Homicide	1	0	Other Assaults	66	52
	Sexual Assault	1	2	Forgery/Counterfeit	11	5
	Robbery	1	12	Fraud	33	37
	Aggravated Assault	12	8	Embezzlement	0	0
	Burglary	22	40	Stolen Property	6	5
	Larceny/Theft	212	184	Vandalism	36	39
	Motor Vehicle Theft	24	12	Weapons	13	4
	Arson	0	1	Prostitution	4	15
NON-UCR OFFENSES	PART I TOTALS	273	259	Sex Offenses	1	6
	Ambulance Calls	16	28	Drug Abuse	106	75
	Deaths	7	3	Gambling	0	0
	Missing Persons	7	7	Family Offenses	43	34
	Suicides	1	1	DUI	12	10
	Suspicious Activity	25	25	Liquor Laws	3	2
	Traffic Accidents	73	72	Drunkenness	15	10
	All Other	257	168	Disorderly Conduct	11	14
	NON-UCR TOTALS	386	304	All Other Offenses	215	171
TOTALS	PART I OFFENSES	273	259	Curfew/Loitering	0	0
	PART II OFFENSES	579	488	Runaway	4	9
	NON-UCR OFFENSES	386	304	PART II TOTALS	579	488
	TOTAL	1238	1051			

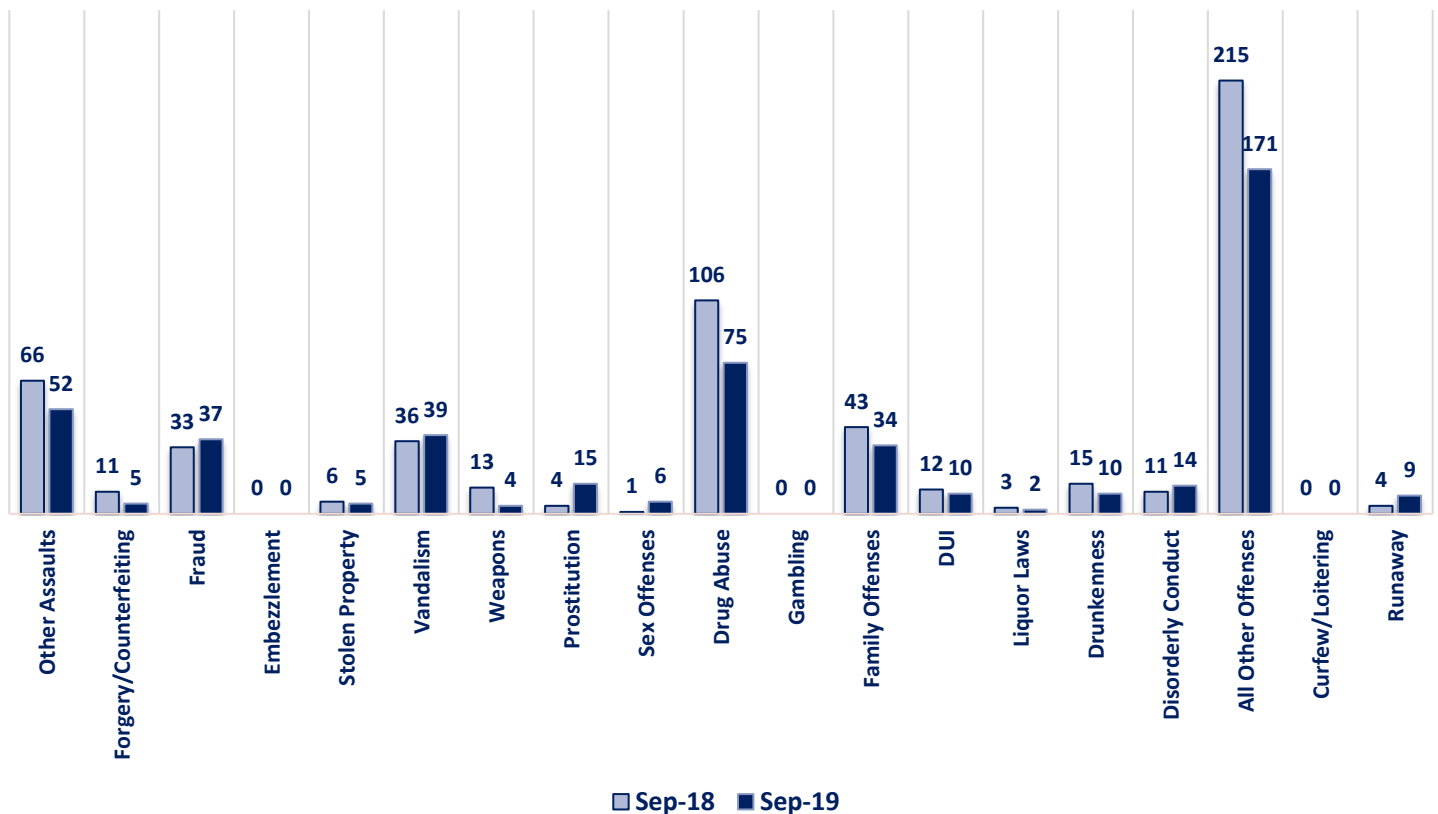
SEPTEMBER 2019 - PART I & II OFFENSE PERCENTAGES



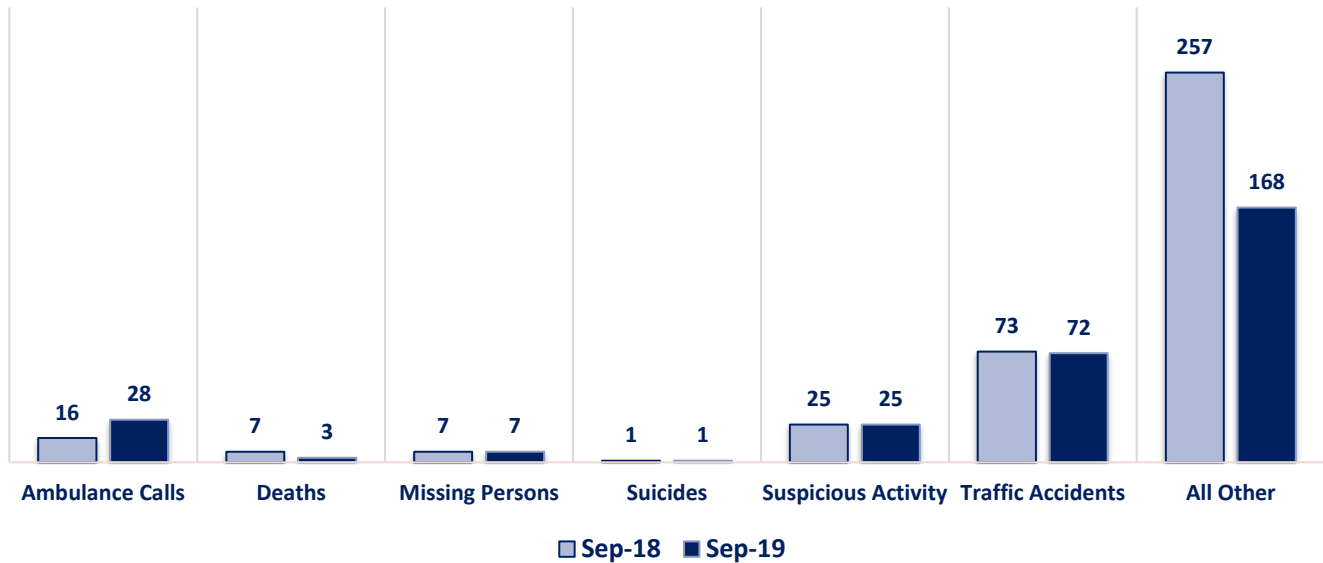
Part I Offenses



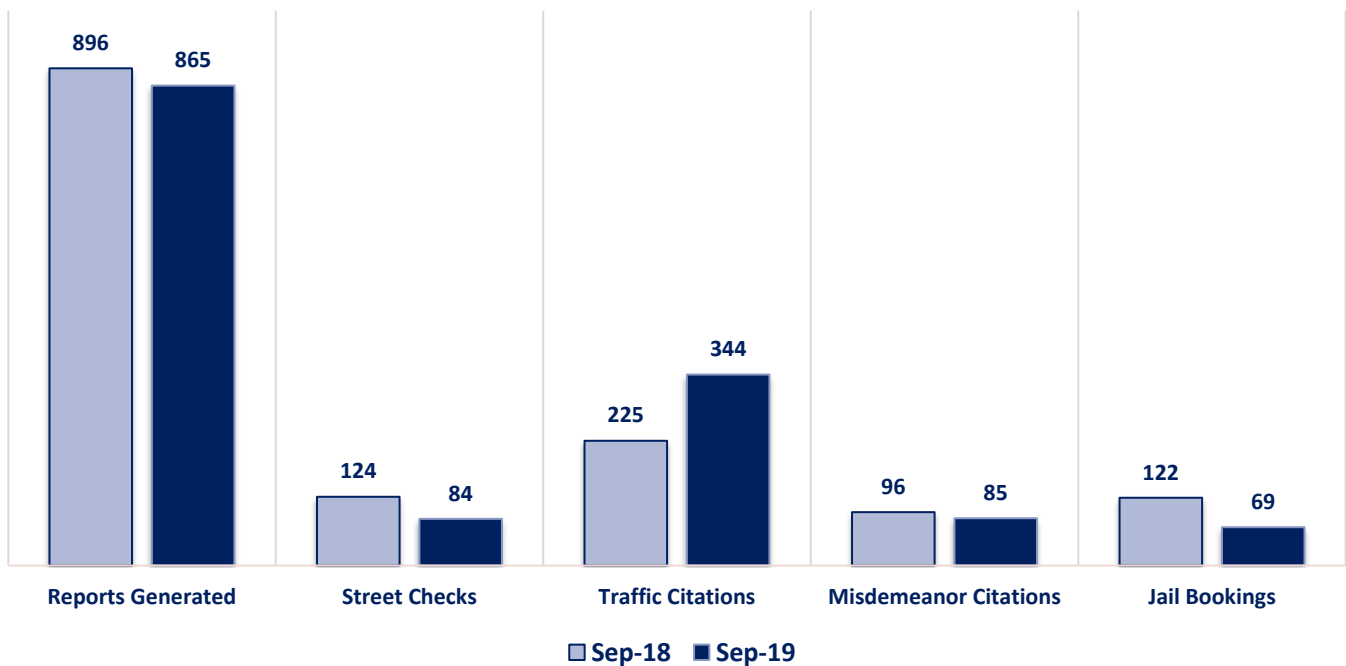
Part II Offenses



Non-UCR Offenses

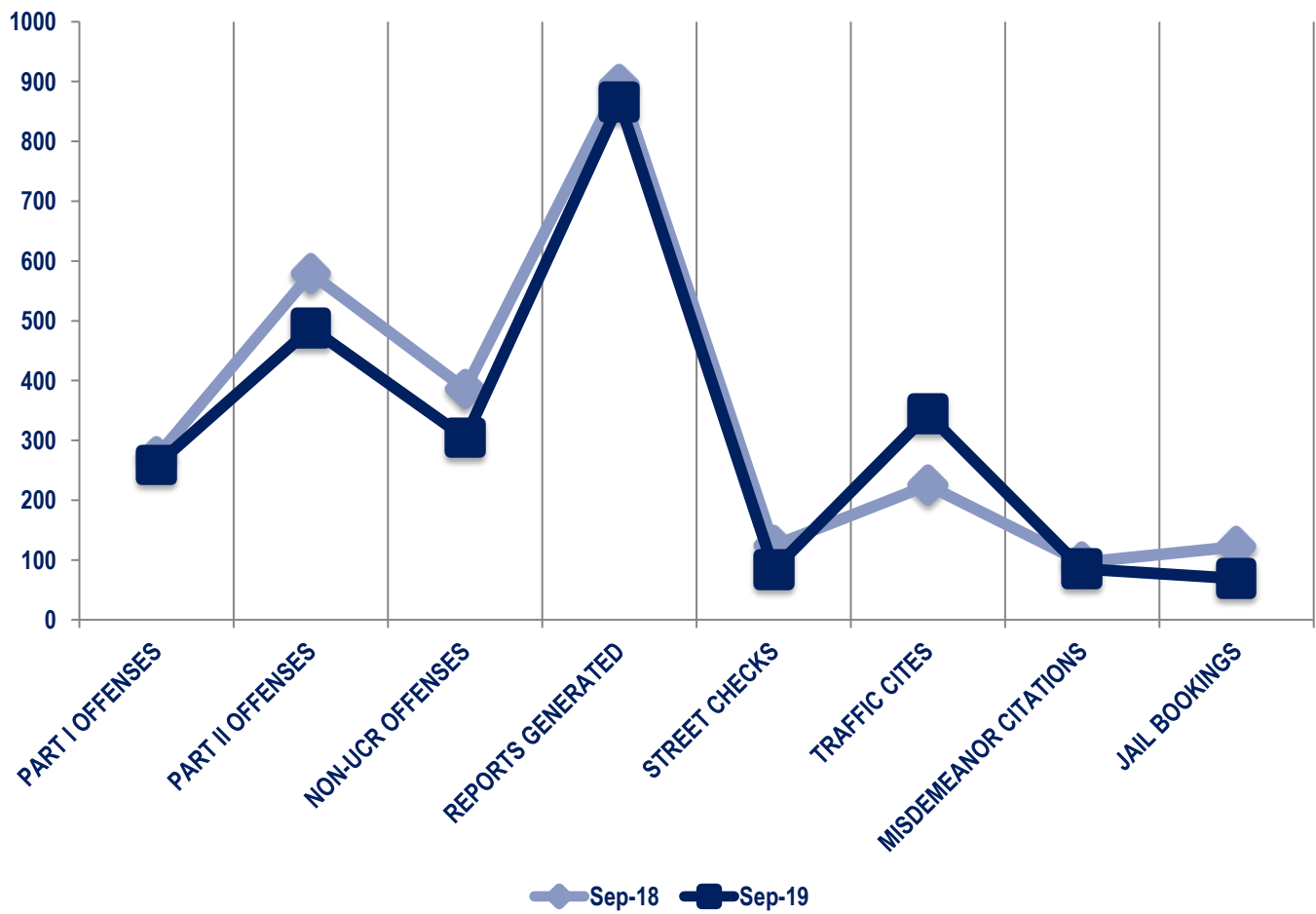


Other Event Totals



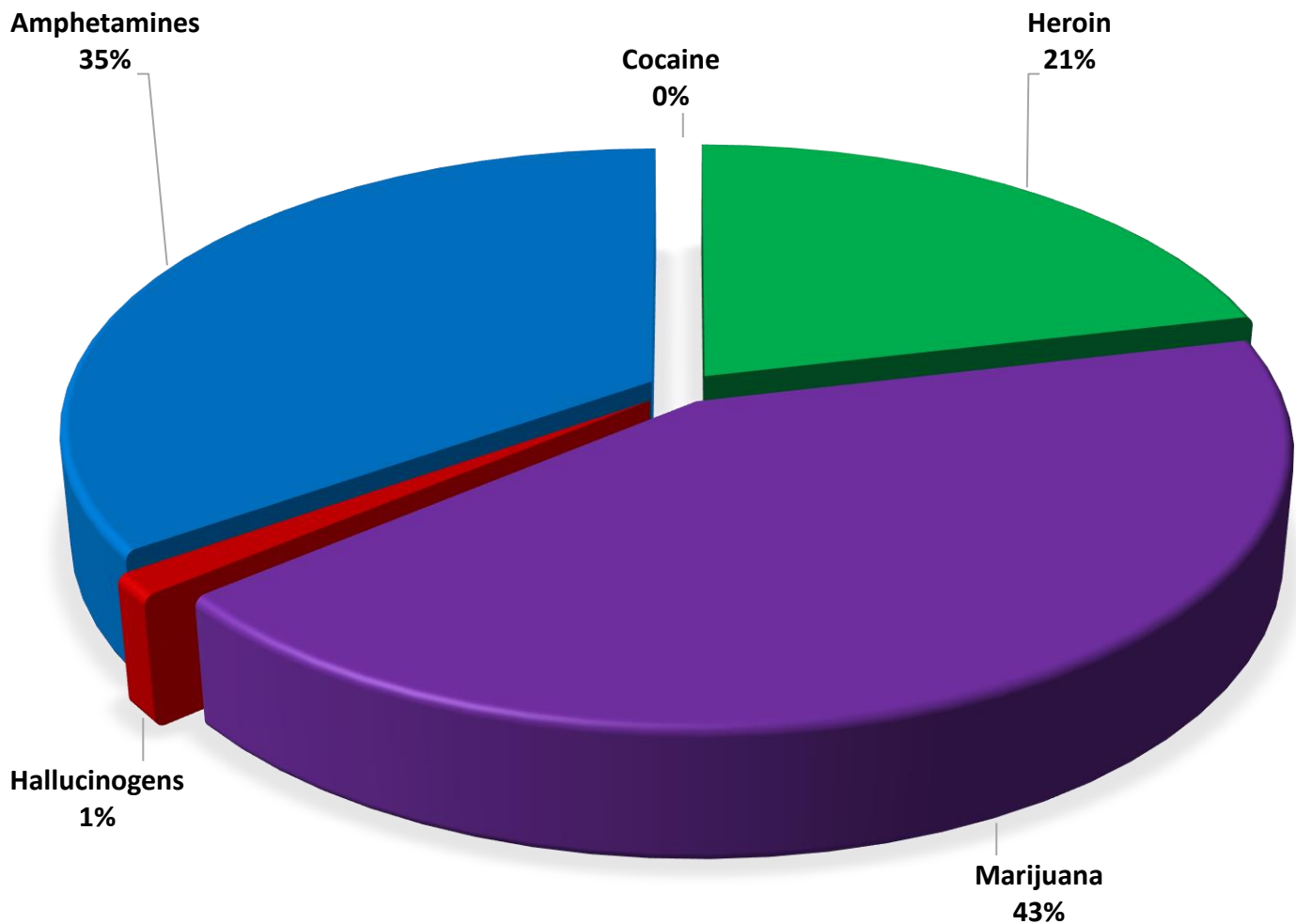
Combined Offense/Event Trends

	SEPT 2018	SEPT 2019
Part I Offenses	273	259
Part II Offenses	579	488
NonUCR Offenses	386	304
Reports Generated	896	865
Street Checks	124	84
Traffic Citations	225	344
Misdemeanor Citations	96	85
Jail Bookings	122	69



Seized Drugs

TYPE	DOSES	STREET VALUE
Cocaine	0.0	\$ -
Heroin	429.3	\$ 4,293.00
Marijuana	859.1	\$ 5,154.39
Hallucinogens	26.2	\$ 52.47
Amphetamines	700.8	\$ 7,007.50
TOTAL	2015.3	\$ 16,507.36



Part I & II Offenses - One Year

