



CITY COUNCIL DISTRICT #7

MONTHLY OFFENSE SUMMARY

SEPTEMBER 2019

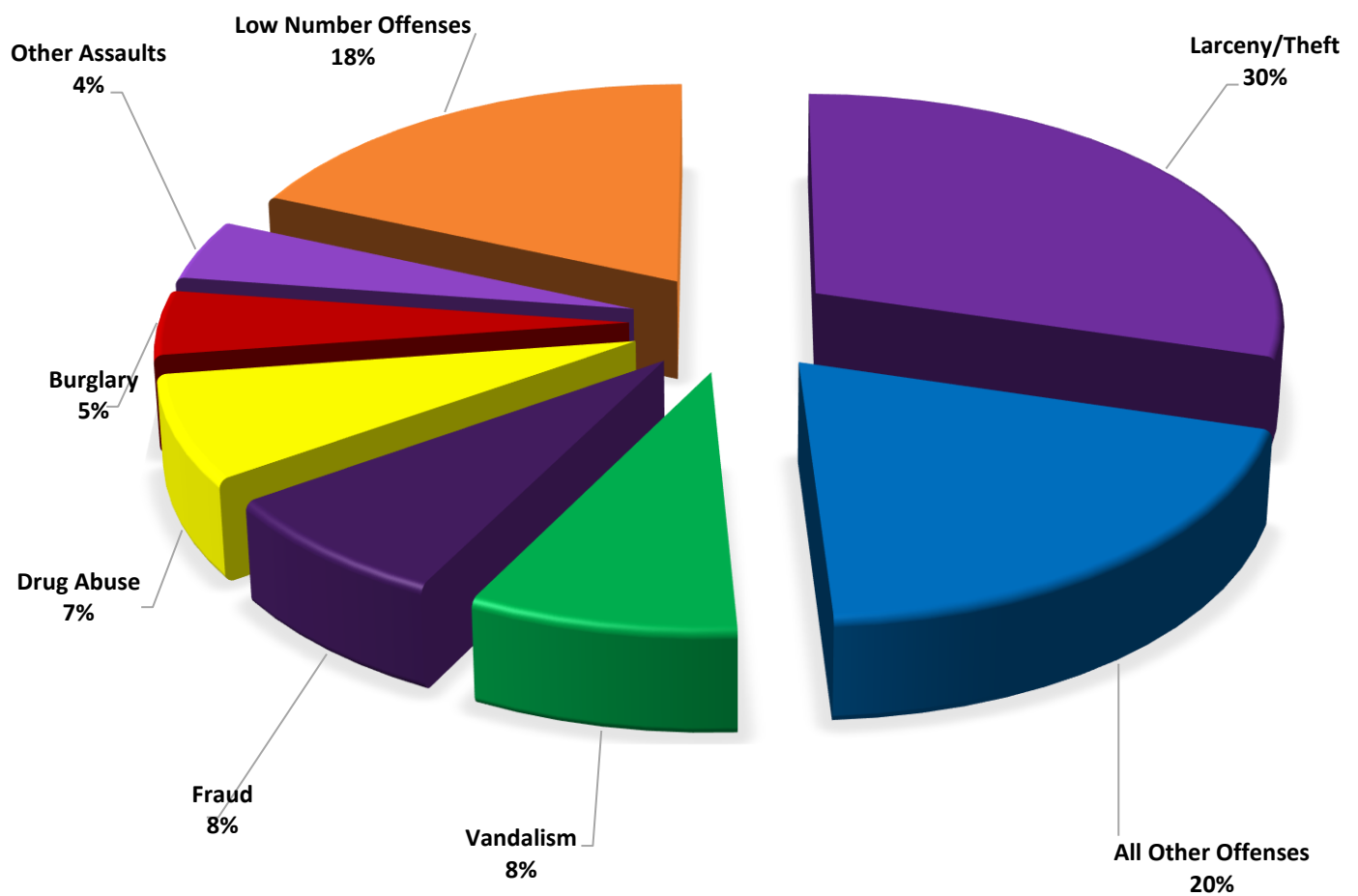
These figures represent preliminary counts of original Police Incident Reports and include all offenses within the above listed City Council District only. Full statistical analysis to determine the confidence level of this data has not been performed. The results contained herein are approximate in relation to the listed area and may not fully coincide with data shown in other areas of SLCPD's Crime Statistics page such as Calls for Service, Crimes Trending, and Crime Reports due to and reflective of departmental procedures that were in place at the time the event occurred and the date this data was compiled. Results displayed are not distinguished as attempted or completed crimes, do not include other calls for police service, and only represent police service where a report was made. Police Incident Reports are classified by primary offense categories as defined by the Uniform Crime Reporting (UCR) system, however for this report all offenses are included, and each incident may have more than one offense listed on it. In cases where there is more than one offense listed, all offenses are counted individually. Although every reasonable verification effort is made, the accuracy of any data is subject to the constraints of the report generation process as well as the manner, format, and point in time of any query.

PART I OFFENSES:	Chosen by the FBI as Part I Offenses because they are serious crimes that occur with regularity in all areas of the country and are likely to be reported to Police.
PART II OFFENSES:	All other crimes other than the eight Part I Offenses. The Uniform Crime Reporting Program gathers only arrest data for Part II Offenses, however, SLCPD results displayed in this document display all Part II Offenses, regardless of the presence of arrest data.
ALL OTHER OFFENSES:	Under the Part II Offense section, 'All Other Offenses' include Peeping Tom, Trespass, Kidnap/Abduction, Pornography, Extortion/Blackmail, Bribery, Warrants, Sexual Offenses, Obstruction, Public Peace, and Hit & Run.
NON-UCR OFFENSES:	Non-UCR Offenses include reports for all other offenses not classified as a Part I or Part II Offense. Results displayed separate some of these offenses such as Ambulance Calls, Deaths, Missing Persons, Suicides, Suspicious Activity, and Traffic Accidents.
ALL OTHER NON-UCR:	Under the Non-UCR category, 'All Other' include the remainder of offenses not classified as Part I or Part II and not separated from the Non-UCR Offenses. These include things such as Loud Parties, Barking Dogs, Mentally Ill Subjects, Citizen Assistance, etc.
LOW NUMBER OFFENSES:	On page two, in the interest of space and allowing for easier viewing, the category titled 'Low Number Offenses' include Part I and Part II Offenses from page one that have totals under the amount of 12.

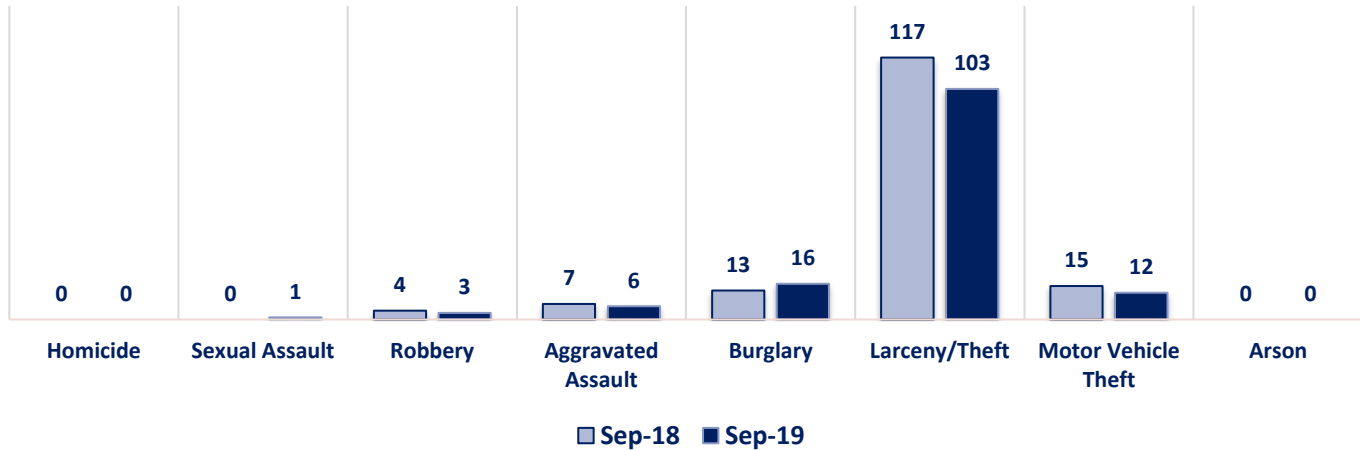
Offenses

PART I OFFENSES	OFFENSE	SEPT 18	SEPT 19	OFFENSE	SEPT 18	SEPT 19
	Homicide	0	0	Other Assaults	21	15
	Sexual Assault	0	1	Forgery/Counterfeit	10	8
	Robbery	4	3	Fraud	21	27
	Aggravated Assault	7	6	Embezzlement	0	0
	Burglary	13	16	Stolen Property	2	0
	Larceny/Theft	117	103	Vandalism	19	29
	Motor Vehicle Theft	15	12	Weapons	1	4
	Arson	0	0	Prostitution	2	0
	PART I TOTALS	156	141	Sex Offenses	4	1
NON-UCR OFFENSES	Ambulance Calls	10	10	Drug Abuse	28	26
	Deaths	1	3	Gambling	0	0
	Missing Persons	6	1	Family Offenses	13	9
	Suicides	1	2	DUI	6	7
	Suspicious Activity	12	12	Liquor Laws	4	1
	Traffic Accidents	68	72	Drunkenness	15	6
	All Other	115	78	Disorderly Conduct	9	4
	NON-UCR TOTALS	213	178	All Other Offenses	82	68
	PART I OFFENSES	156	141	Curfew/Loitering	0	0
	PART II OFFENSES	239	207	Runaway	2	2
TOTALS	NON-UCR OFFENSES	213	178	PART II TOTALS	239	207
	TOTAL	608	526			

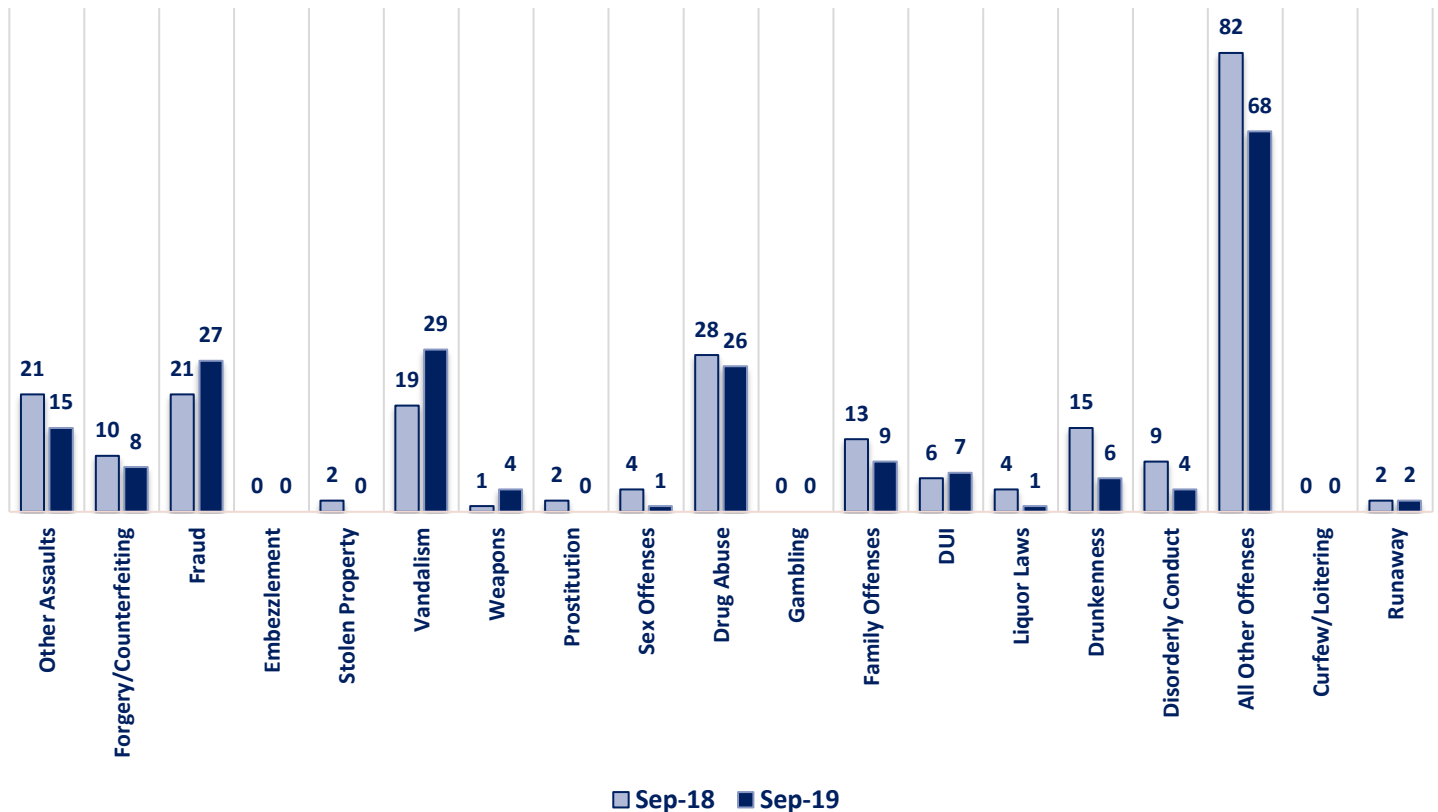
SEPTEMBER 2019 - PART I & II OFFENSE PERCENTAGES



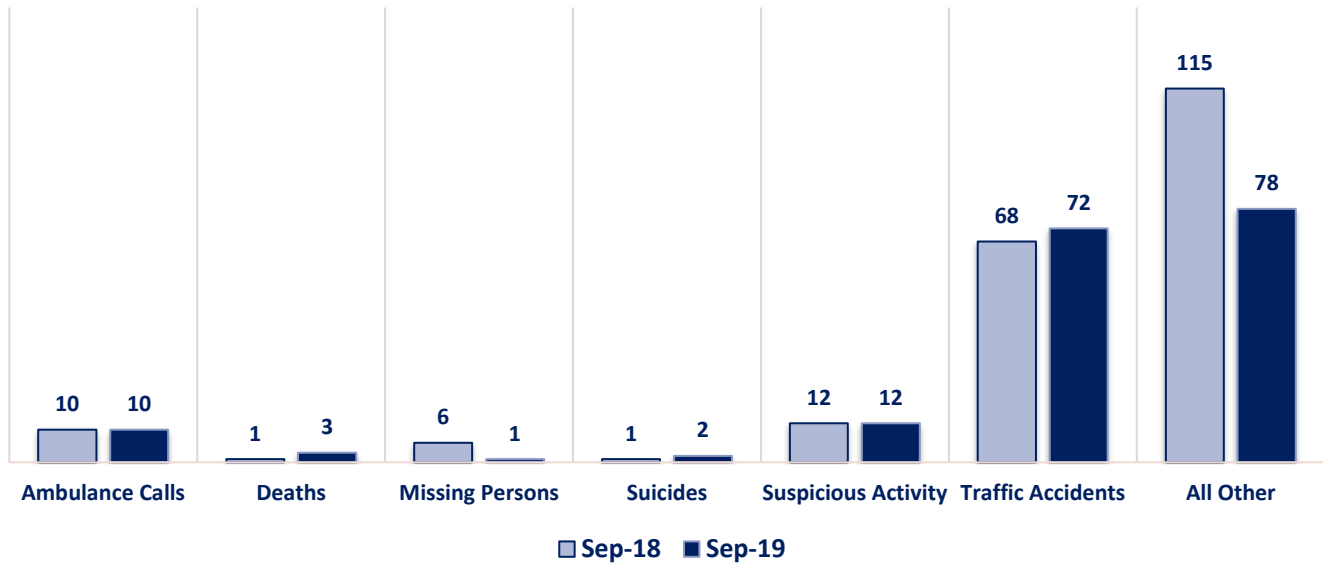
Part I Offenses



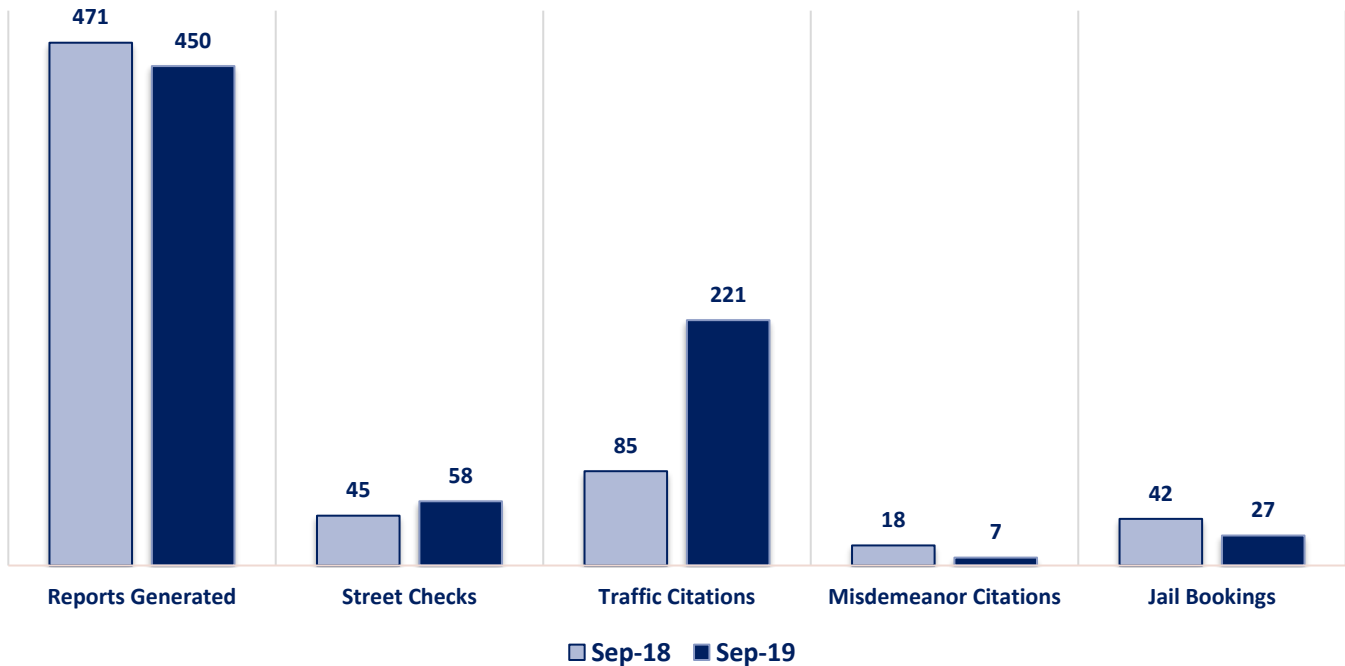
Part II Offenses



Non-UCR Offenses

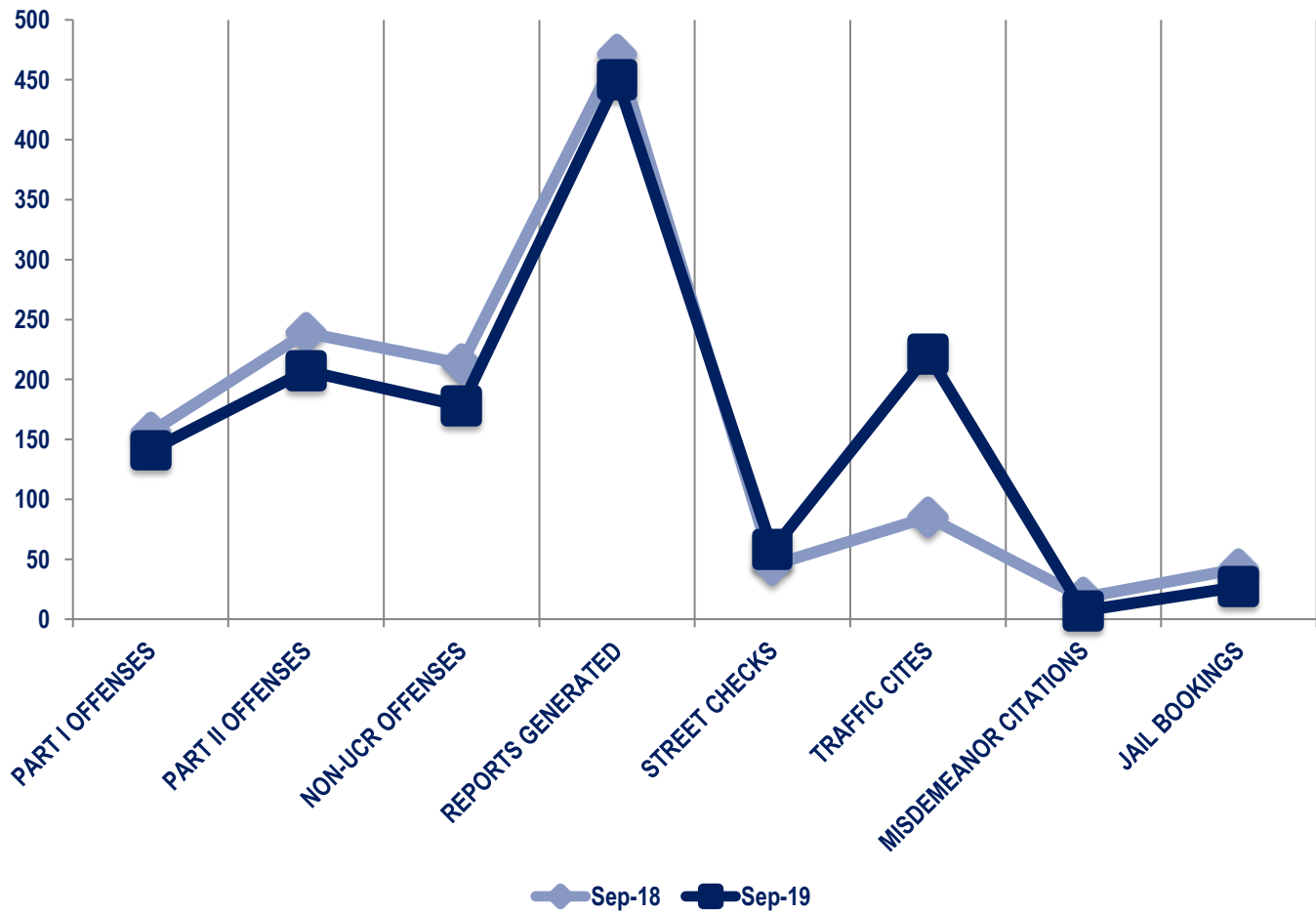


Other Event Totals



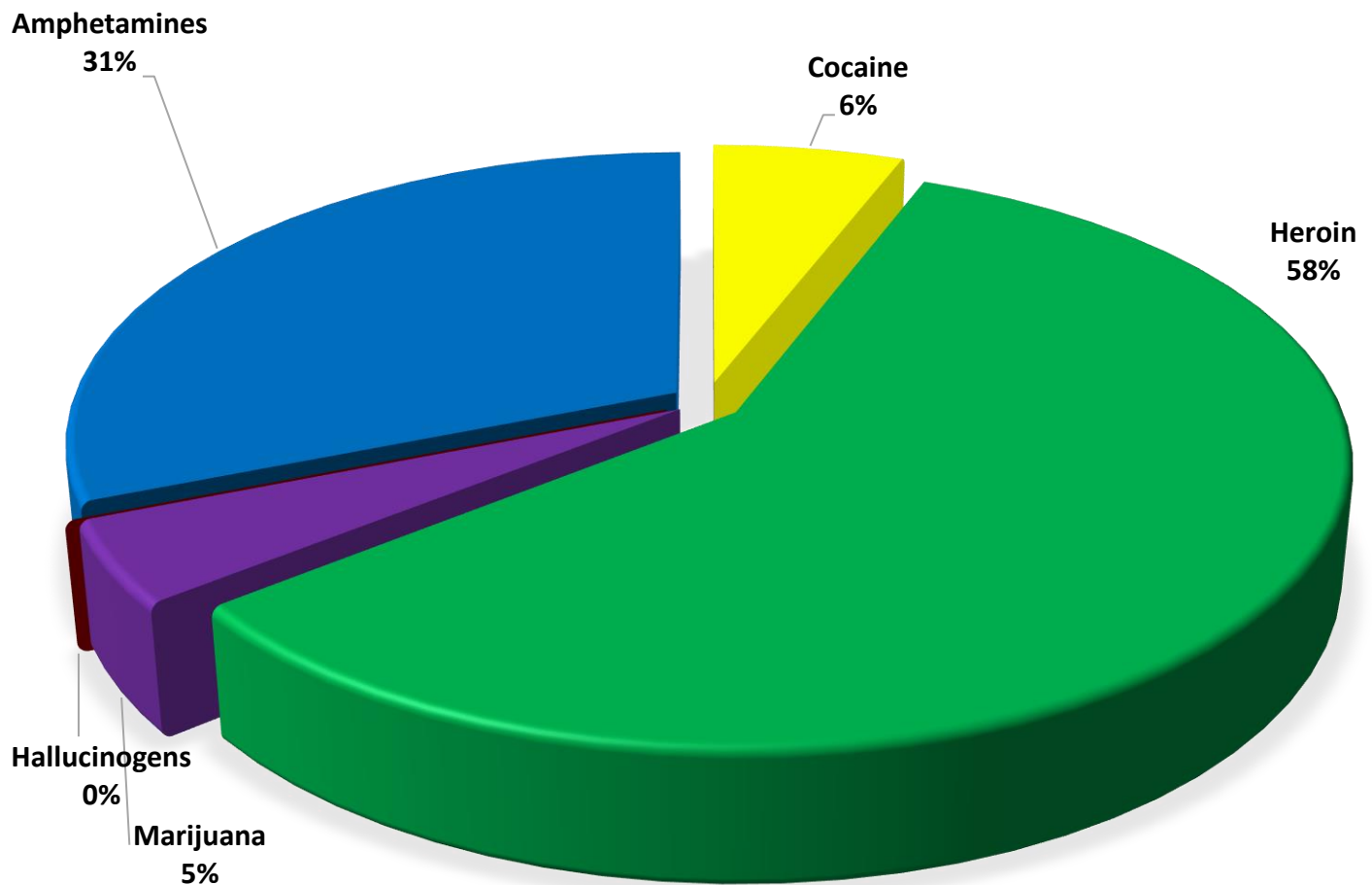
Combined Offense/Event Trends

	SEPT 2018	SEPT 2019
Part I Offenses	156	141
Part II Offenses	239	207
NonUCR Offenses	213	178
Reports Generated	471	450
Street Checks	45	58
Traffic Citations	85	221
Misdemeanor Citations	18	7
Jail Bookings	42	27



Seized Drugs

TYPE	DOSES	STREET VALUE
Cocaine	173.0	\$ 1,730.00
Heroin	1712.2	\$ 17,122.00
Marijuana	135.8	\$ 814.79
Hallucinogens	0.0	\$ -
Amphetamines	909.5	\$ 9,095.00
TOTAL	2930.5	\$ 28,761.79



Part I & II Offenses - One Year

