



## CITY COUNCIL DISTRICT #5 MONTHLY OFFENSE SUMMARY

**OCTOBER 2019**

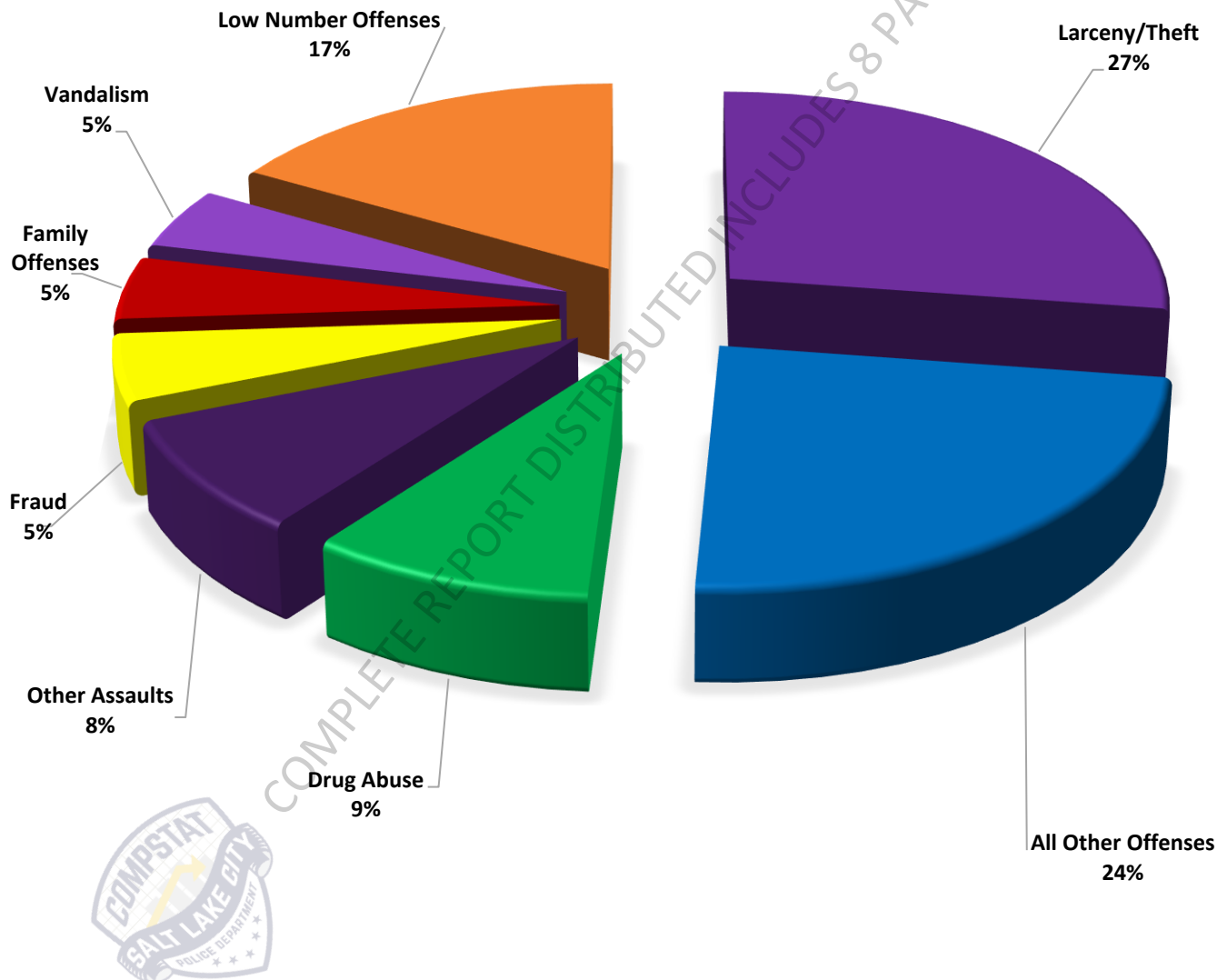
These figures represent preliminary counts of original Police Incident Reports and include all offenses within the above listed City Council District only. Full statistical analysis to determine the confidence level of this data has not been performed. The results contained herein are approximate in relation to the listed area and may not fully coincide with data shown in other areas of SLCPD's Crime Statistics page such as Calls for Service, Crimes Trending, and Crime Reports due to and reflective of departmental procedures that were in place at the time the event occurred and the date this data was compiled. Results displayed are not distinguished as attempted or completed crimes, do not include other calls for police service, and only represent police service where a report was made. Police Incident Reports are classified by primary offense categories as defined by the Uniform Crime Reporting (UCR) system, however for this report all offenses are included, and each incident may have more than one offense listed on it. In cases where there is more than one offense listed, all offenses are counted individually. Although every reasonable verification effort is made, the accuracy of any data is subject to the constraints of the report generation process as well as the manner, format, and point in time of any query.

<b>PART I OFFENSES:</b>	Chosen by the FBI as Part I Offenses because they are serious crimes that occur with regularity in all areas of the country and are likely to be reported to Police.
<b>PART II OFFENSES:</b>	All other crimes other than the eight Part I Offenses. The Uniform Crime Reporting Program gathers only arrest data for Part II Offenses, however, SLCPD results displayed in this document display all Part II Offenses, regardless of the presence of arrest data.
<b>ALL OTHER OFFENSES:</b>	Under the Part II Offense section, 'All Other Offenses' include Peeping Tom, Trespass, Kidnap/Abduction, Pornography, Extortion/Blackmail, Bribery, Warrants, Sexual Offenses, Obstruction, Public Peace, and Hit & Run.
<b>NON-UCR OFFENSES:</b>	Non-UCR Offenses include reports for all other offenses not classified as a Part I or Part II Offense. Results displayed separate some of these offenses such as Ambulance Calls, Deaths, Missing Persons, Suicides, Suspicious Activity, and Traffic Accidents.
<b>ALL OTHER NON-UCR:</b>	Under the Non-UCR category, 'All Other' include the remainder of offenses not classified as Part I or Part II and not separated from the Non-UCR Offenses. These include things such as Loud Parties, Barking Dogs, Mentally Ill Subjects, Citizen Assistance, etc.
<b>LOW NUMBER OFFENSES:</b>	On page two, in the interest of space and allowing for easier viewing, the category titled 'Low Number Offenses' include Part I and Part II Offenses from page one that have totals under the amount of 27.

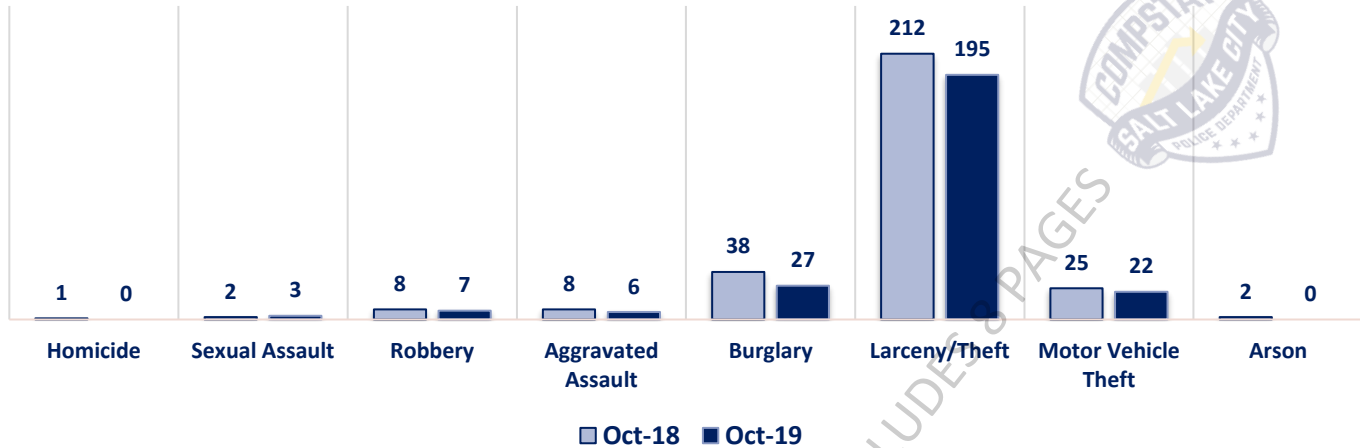
## Offenses

PART I OFFENSES	OFFENSE	OCT 18	OCT 19	OFFENSE	OCT 18	OCT 19	PART II OFFENSES
	Homicide	1	0	Other Assaults	53	61	
	Sexual Assault	2	3	Forgery/Counterfeit	10	4	
	Robbery	8	7	Fraud	35	36	
	Aggravated Assault	8	6	Embezzlement	0	0	
	Burglary	38	27	Stolen Property	9	7	
	Larceny/Theft	212	195	Vandalism	39	33	
	Motor Vehicle Theft	25	22	Weapons	7	4	
NON-UCR OFFENSES	Arson	2	0	Prostitution	16	5	
	<b>PART I TOTALS</b>	<b>296</b>	<b>260</b>	Sex Offenses	1	5	
	Ambulance Calls	22	27	Drug Abuse	108	67	
	Deaths	7	4	Gambling	1	0	
	Missing Persons	7	7	Family Offenses	29	34	
	Suicides	2	0	DUI	4	7	
	Suspicious Activity	17	24	Liquor Laws	2	2	
	Traffic Accidents	98	74	Drunkenness	16	11	
TOTALS	All Other	219	166	Disorderly Conduct	14	5	
	<b>NON-UCR TOTALS</b>	<b>372</b>	<b>302</b>	All Other Offenses	207	169	
	<b>PART I OFFENSES</b>	<b>296</b>	<b>260</b>	Curfew/Loitering	0	0	
	<b>PART II OFFENSES</b>	<b>555</b>	<b>454</b>	Runaway	4	4	
	<b>NON-UCR OFFENSES</b>	<b>372</b>	<b>302</b>	<b>PART II TOTALS</b>	<b>555</b>	<b>454</b>	
	<b>TOTAL</b>	<b>1223</b>	<b>1016</b>				

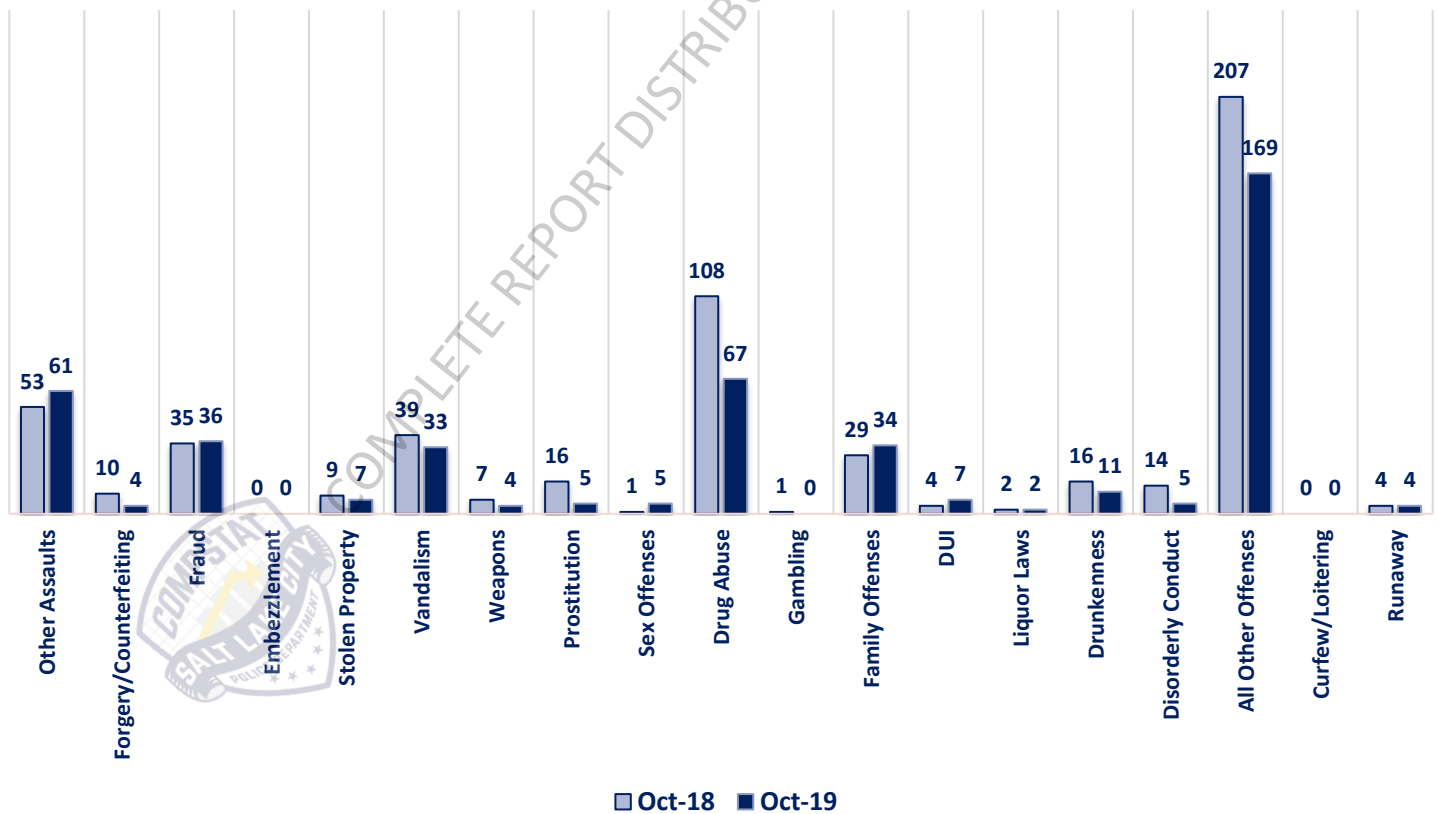
**OCTOBER 2019 - PART I & II OFFENSE PERCENTAGES**



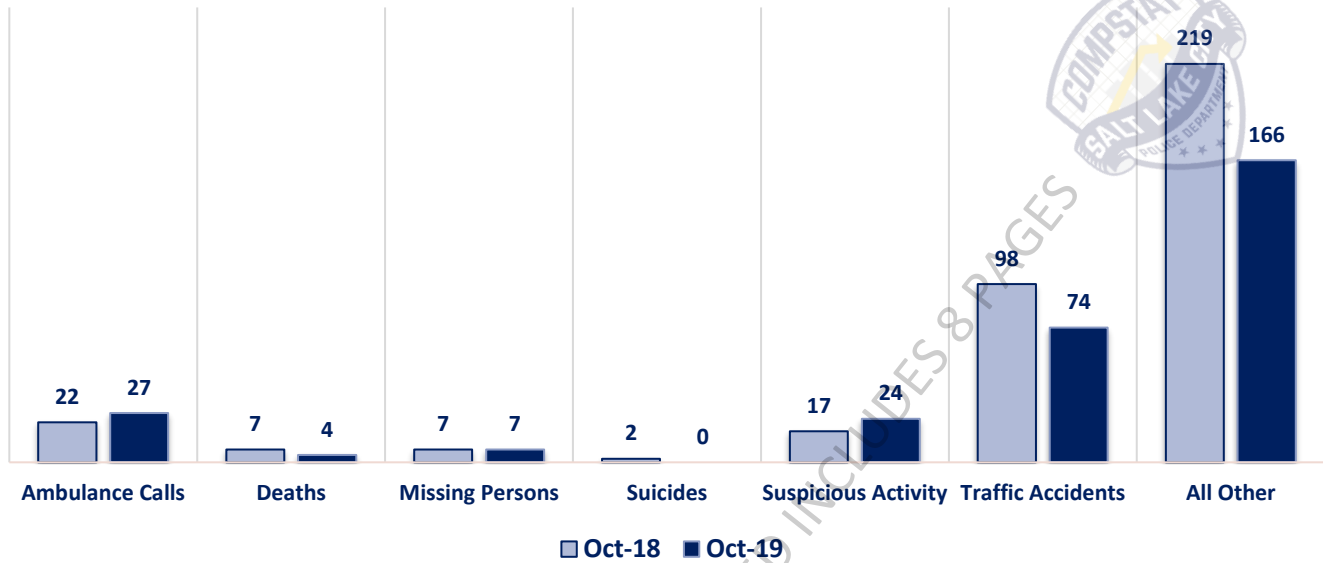
### Part I Offenses



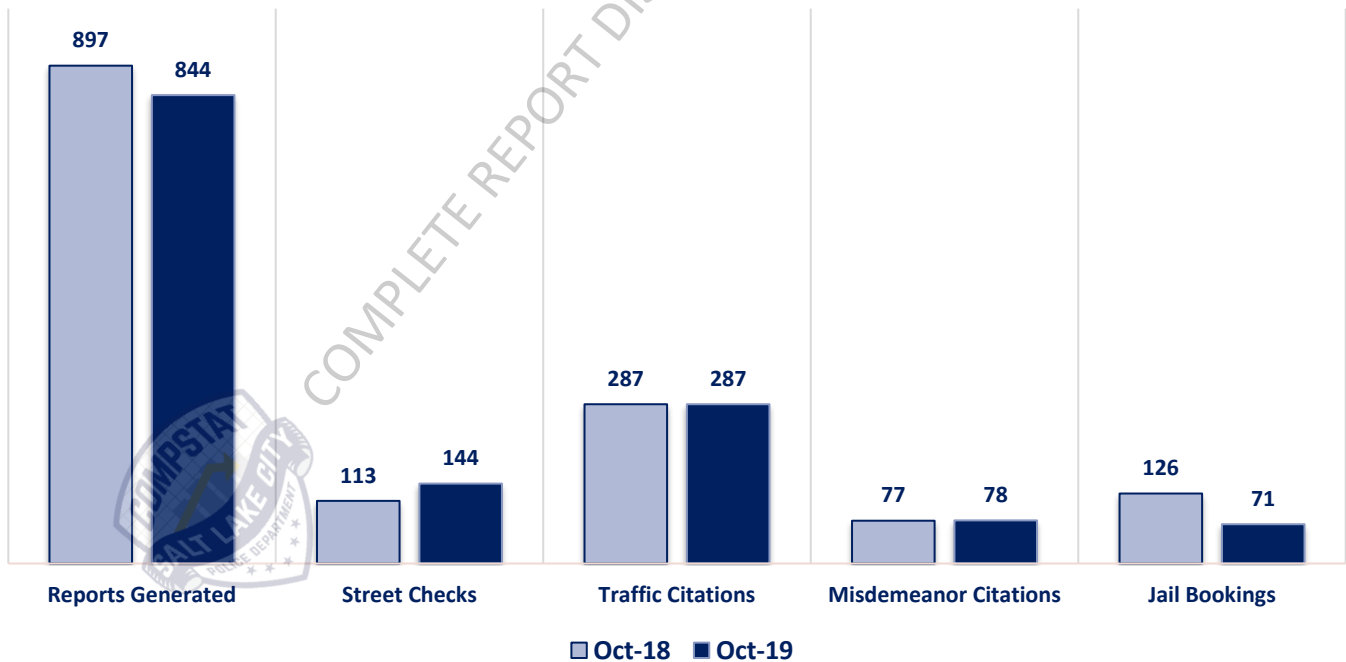
### Part II Offenses



### Non-UCR Offenses

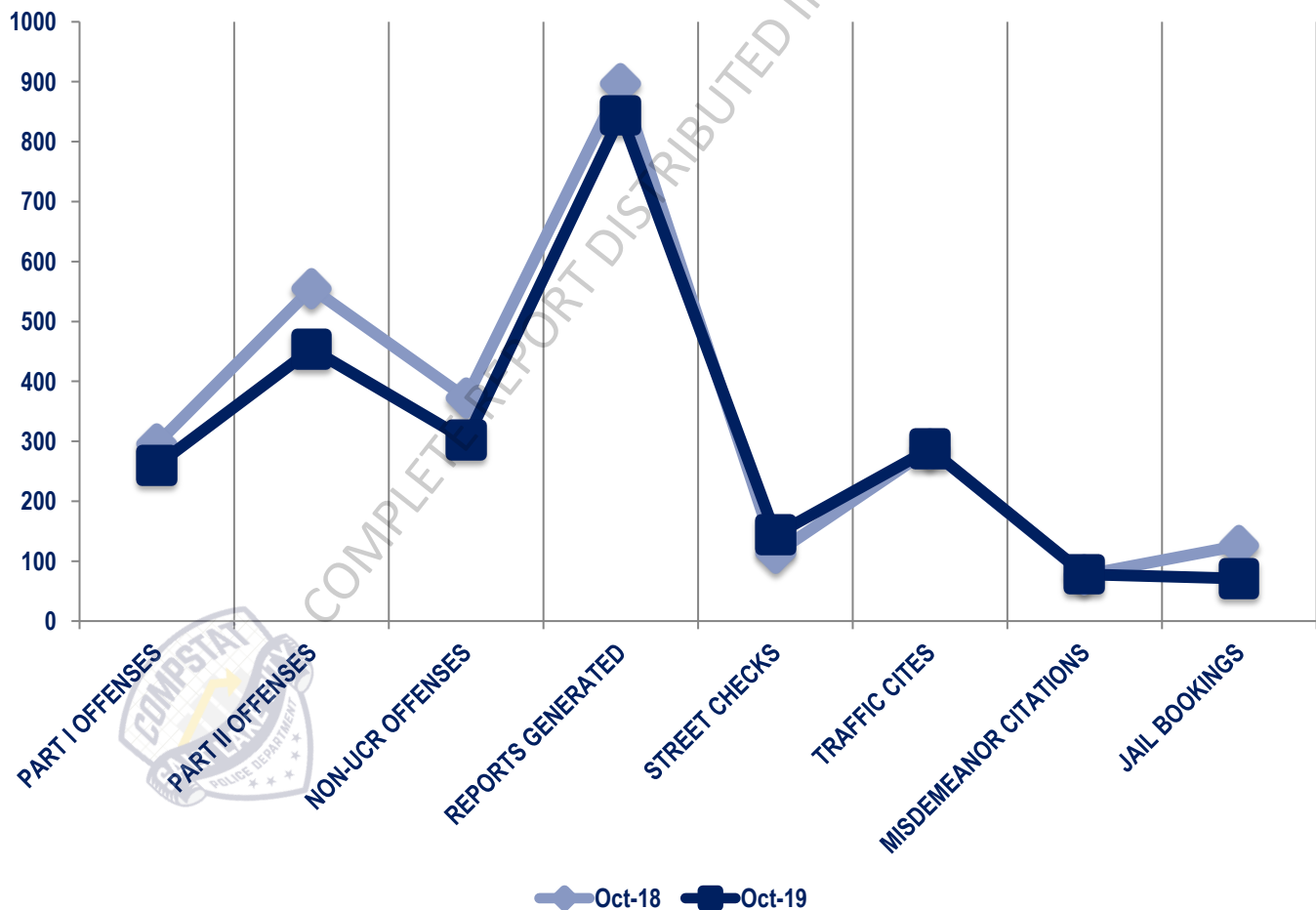


### Other Event Totals



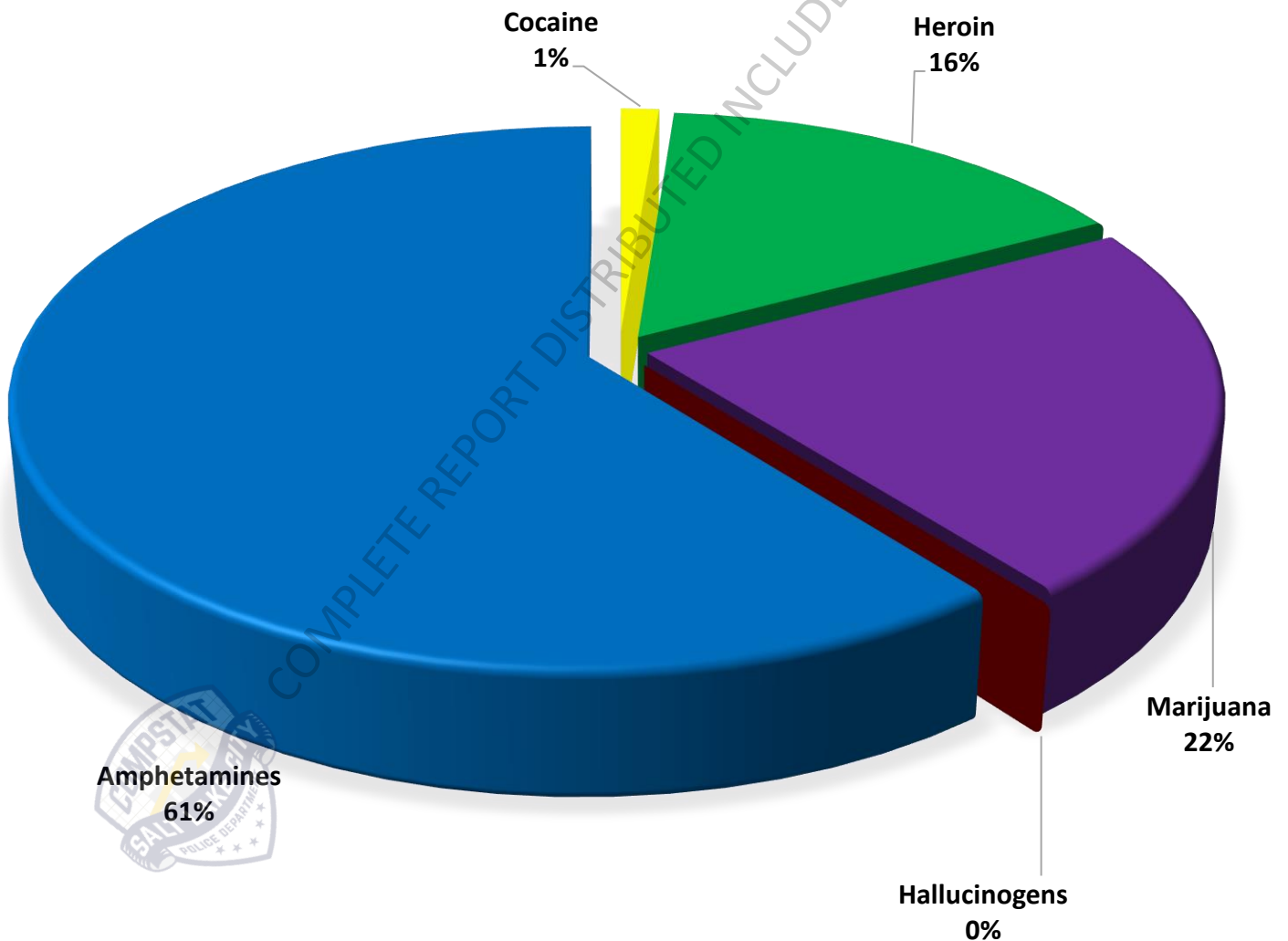
### Combined Offense/Event Trends

	OCT 2018	OCT 2019
<b>Part I Offenses</b>	296	260
<b>Part II Offenses</b>	555	454
<b>NonUCR Offenses</b>	372	302
<b>Reports Generated</b>	897	844
<b>Street Checks</b>	113	144
<b>Traffic Citations</b>	287	287
<b>Misdemeanor Citations</b>	77	78
<b>Jail Bookings</b>	126	71



## Seized Drugs

TYPE	DOSES	STREET VALUE
Cocaine	13.0	\$ 130.00
Heroin	165.0	\$ 1,650.00
Marijuana	230.4	\$ 1,382.25
Hallucinogens	0.0	\$ 0.04
Amphetamines	628.0	\$ 6,280.00
<b>TOTAL</b>	<b>1036.4</b>	<b>\$ 9,442.28</b>





### Part I & II Offenses - One Year

