



CITY COUNCIL DISTRICT #2 MONTHLY OFFENSE SUMMARY

DECEMBER 2019

These figures represent preliminary counts of original Police Incident Reports and include all offenses within the above listed City Council District only. Full statistical analysis to determine the confidence level of this data has not been performed. The results contained herein are approximate in relation to the listed area and may not fully coincide with data shown in other areas of SLCPD's Crime Statistics page such as Calls for Service, Crimes Trending, and Crime Reports due to and reflective of departmental procedures that were in place at the time the event occurred and the date this data was compiled. Results displayed are not distinguished as attempted or completed crimes, do not include other calls for police service, and only represent police service where a report was made. Police Incident Reports are classified by primary offense categories as defined by the Uniform Crime Reporting (UCR) system, however for this report all offenses are included, and each incident may have more than one offense listed on it. In cases where there is more than one offense listed, all offenses are counted individually. Although every reasonable verification effort is made, the accuracy of any data is subject to the constraints of the report generation process as well as the manner, format, and point in time of any query.

- PART I OFFENSES:** Chosen by the FBI as Part I Offenses because they are serious crimes that occur with regularity in all areas of the country and are likely to be reported to Police.

- PART II OFFENSES:** All other crimes other than the eight Part I Offenses. The Uniform Crime Reporting Program gathers only arrest data for Part II Offenses, however, SLCPD results displayed in this document display all Part II Offenses, regardless of the presence of arrest data.

- ALL OTHER OFFENSES:** Under the Part II Offense section, 'All Other Offenses' include Peeping Tom, Trespass, Kidnap/Abduction, Pornography, Extortion/Blackmail, Bribery, Warrants, Sexual Offenses, Obstruction, Public Peace, and Hit & Run.

- NON-UCR OFFENSES:** Non-UCR Offenses include reports for all other offenses not classified as a Part I or Part II Offense. Results displayed separate some of these offenses such as Ambulance Calls, Deaths, Missing Persons, Suicides, Suspicious Activity, and Traffic Accidents.

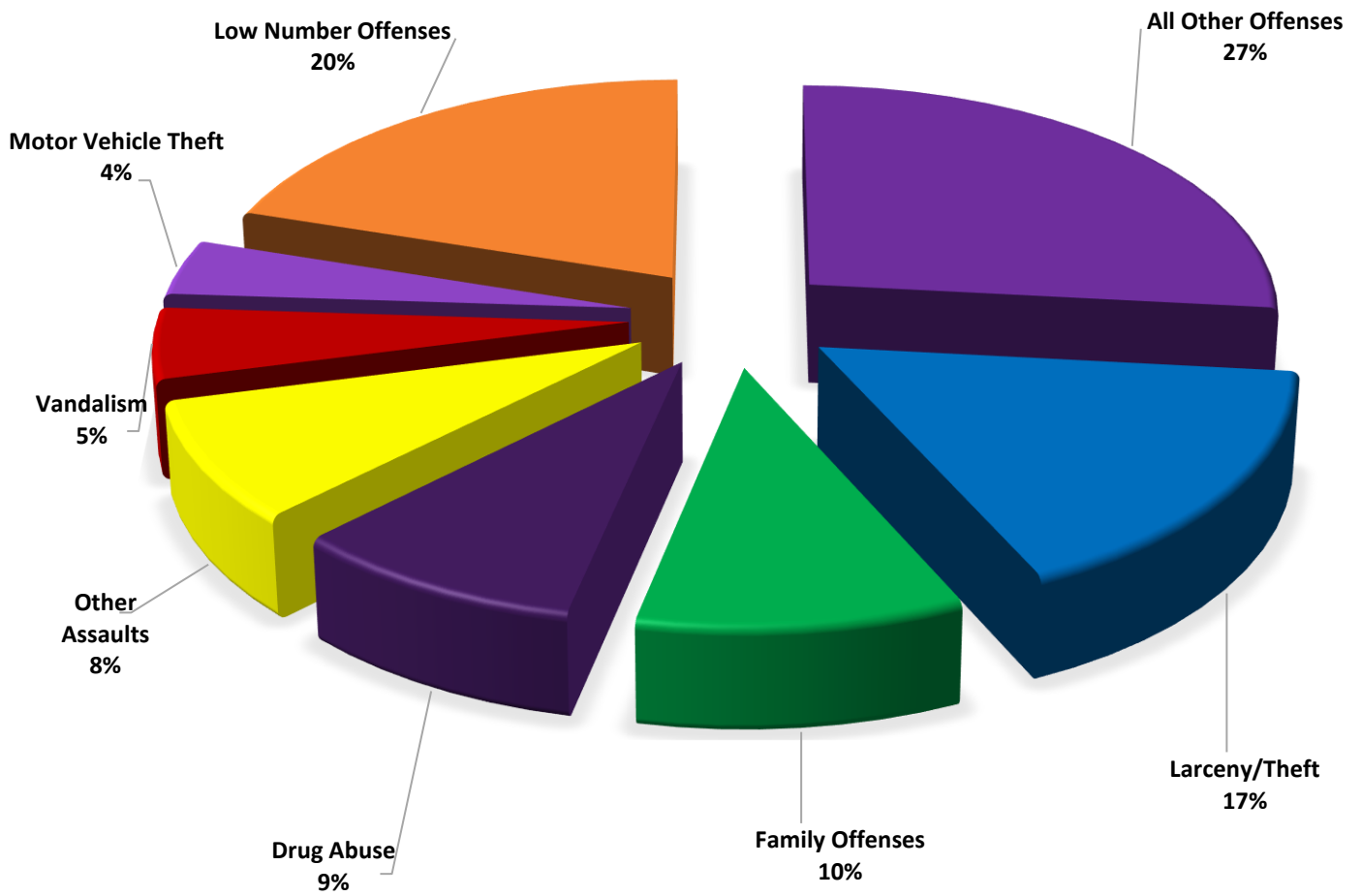
- ALL OTHER NON-UCR:** Under the Non-UCR category, 'All Other' include the remainder of offenses not classified as Part I or Part II and not separated from the Non-UCR Offenses. These include things such as Loud Parties, Barking Dogs, Mentally Ill Subjects, Citizen Assistance, etc.

- LOW NUMBER OFFENSES:** On page two, in the interest of space and allowing for easier viewing, the category titled 'Low Number Offenses' include Part I and Part II Offenses from page one that have totals under the amount of 19.

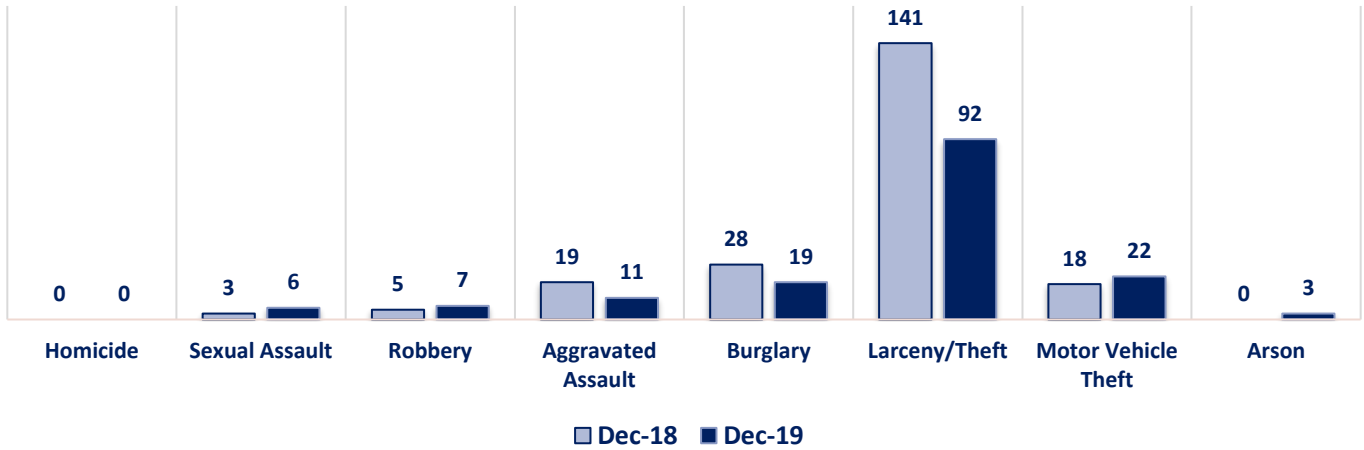
Offenses

		DEC 18	DEC 19			DEC 18	DEC 19
PART I OFFENSES	OFFENSE			OFFENSE			
	Homicide	0	0	Other Assaults	60	47	
	Sexual Assault	3	6	Forgery/Counterfeit	5	4	
	Robbery	5	7	Fraud	27	13	
	Aggravated Assault	19	11	Embezzlement	3	1	
	Burglary	28	19	Stolen Property	2	4	
	Larceny/Theft	141	92	Vandalism	47	28	
	Motor Vehicle Theft	18	22	Weapons	3	3	
Arson	0	3	Prostitution	0	0		
	PART I TOTALS	214	160	Sex Offenses	5	5	PART II OFFENSES
NON-UCR OFFENSES	Ambulance Calls	20	16	Drug Abuse	60	51	
	Deaths	4	3	Gambling	0	0	
	Missing Persons	4	6	Family Offenses	58	56	
	Suicides	1	0	DUI	8	11	
	Suspicious Activity	20	10	Liquor Laws	0	1	
	Traffic Accidents	104	68	Drunkenness	8	14	
	All Other	230	168	Disorderly Conduct	5	5	
		NON-UCR TOTALS	383	271	All Other Offenses	165	148
TOTALS	PART I OFFENSES	214	160	Curfew/Loitering	0	1	
	PART II OFFENSES	461	395	Runaway	5	3	
	NON-UCR OFFENSES	383	271	PART II TOTALS	461	395	
	TOTAL	1058	826				

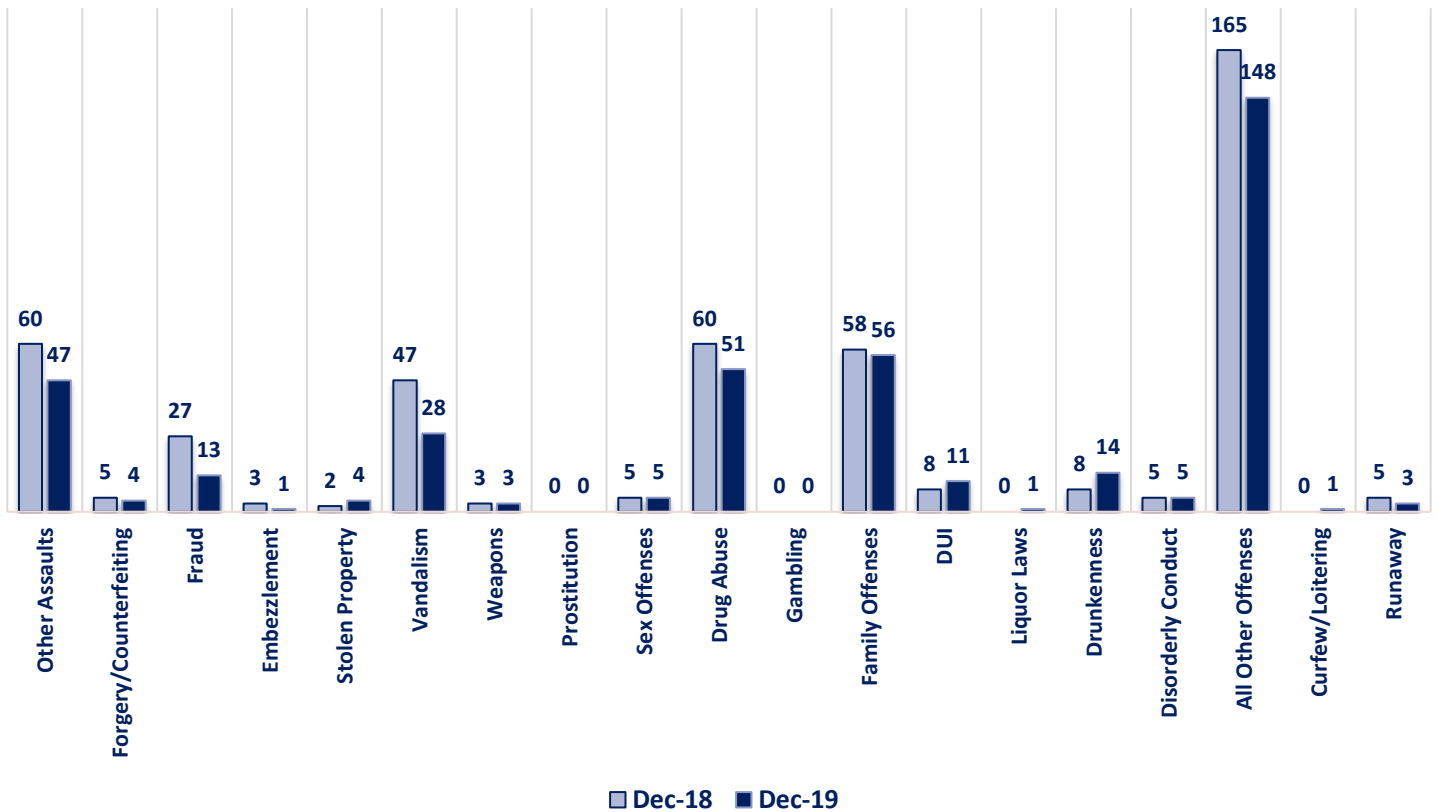
DECEMBER 2019 - PART I & II OFFENSE PERCENTAGES



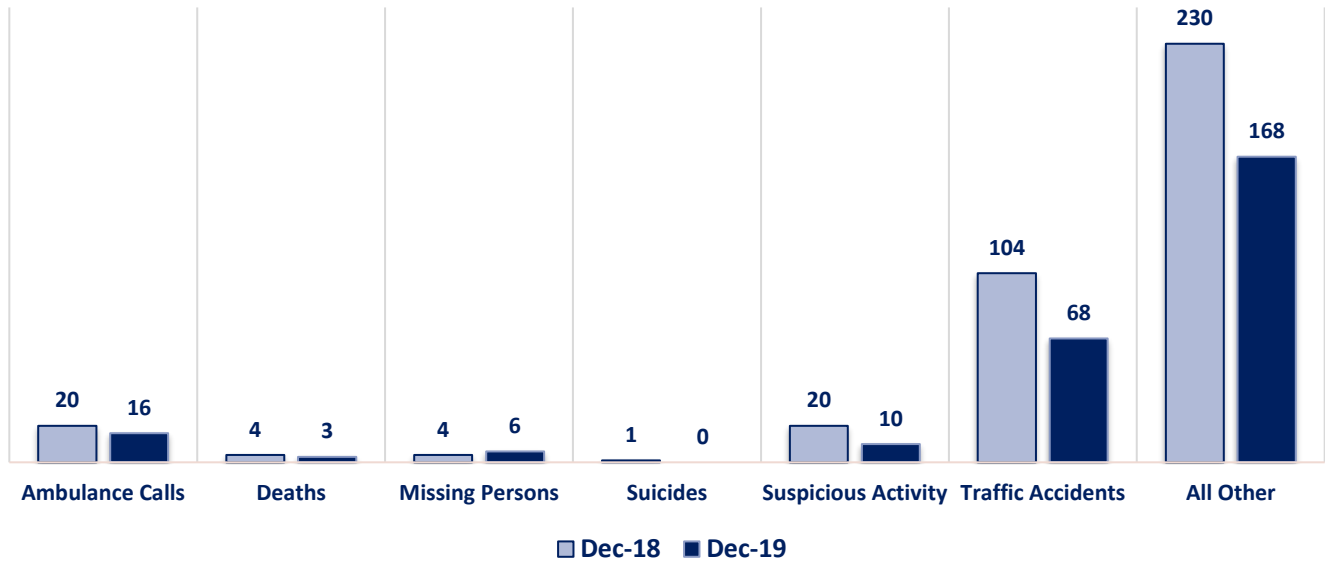
Part I Offenses



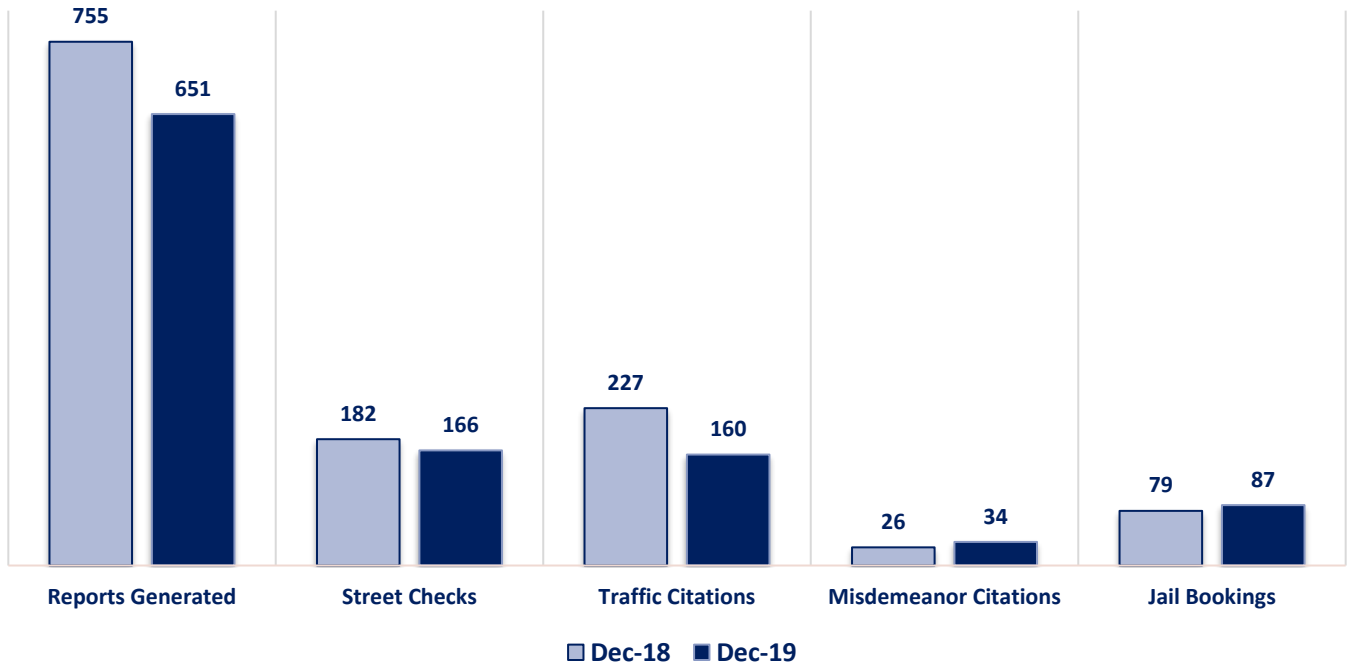
Part II Offenses



Non-UCR Offenses

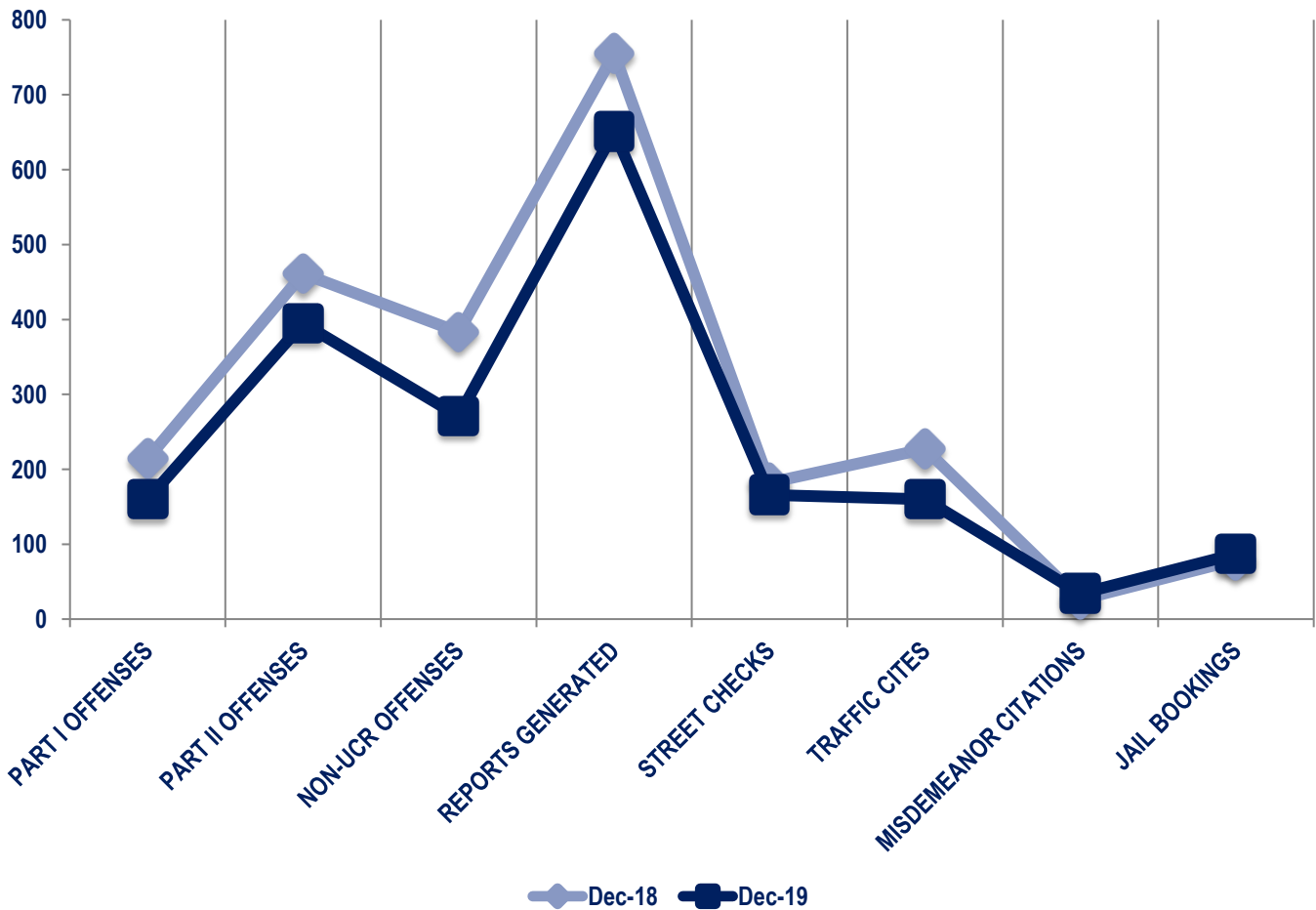


Other Event Totals



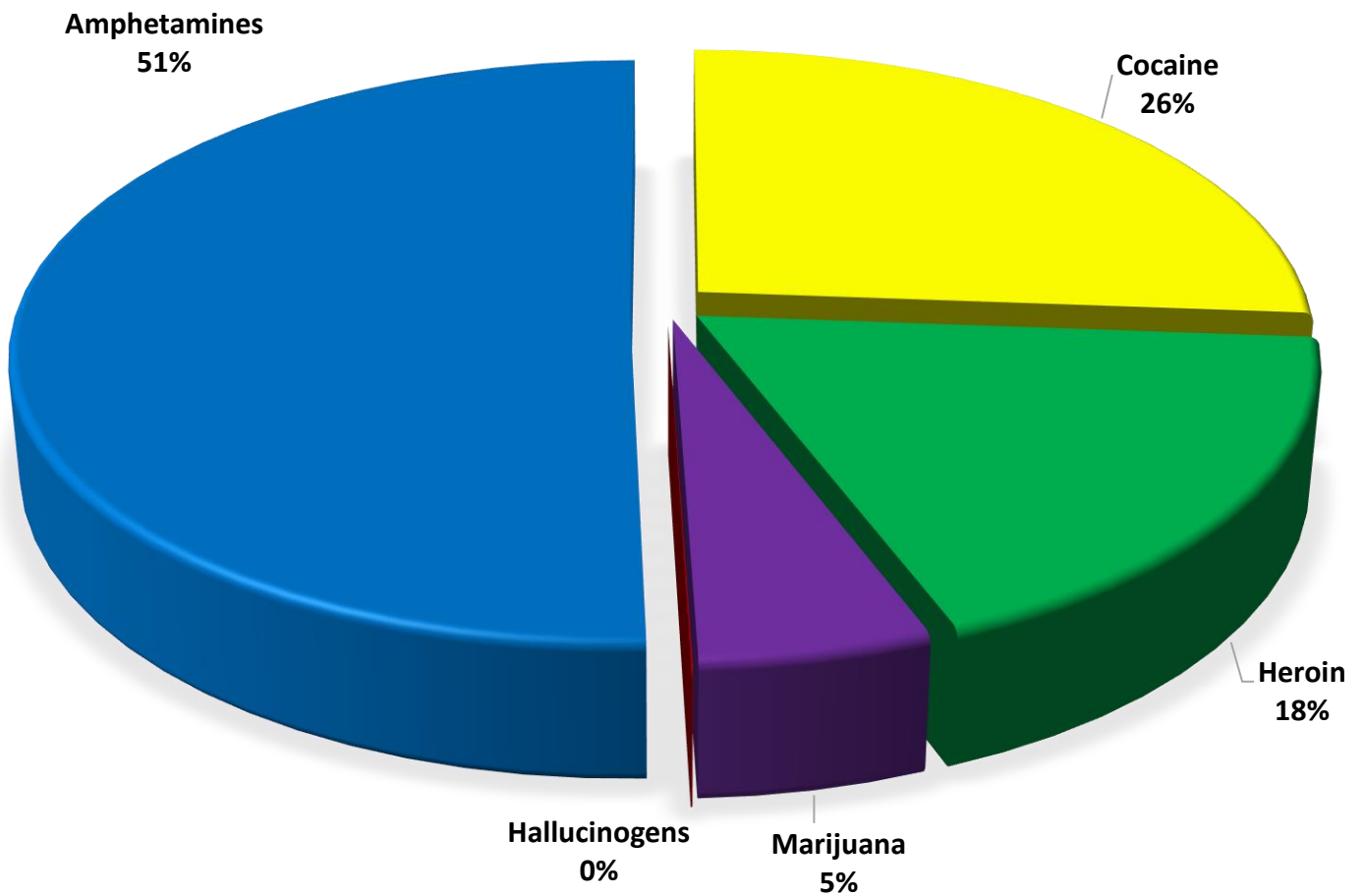
Combined Offense/Event Trends

	DEC 2018	DEC 2019
Part I Offenses	214	160
Part II Offenses	461	395
NonUCR Offenses	383	271
Reports Generated	755	651
Street Checks	182	166
Traffic Citations	227	160
Misdemeanor Citations	26	34
Jail Bookings	79	87



Seized Drugs

TYPE	DOSES	STREET VALUE	
Cocaine	308.1	\$	3,081.00
Heroin	212.2	\$	2,122.00
Marijuana	62.1	\$	372.60
Hallucinogens	0.4	\$	0.71
Amphetamines	594.7	\$	5,946.50
TOTAL	1177.4	\$	11,522.80



Part I & II Offenses - One Year

