



CITY COUNCIL DISTRICT #4

MONTHLY OFFENSE SUMMARY

DECEMBER 2019

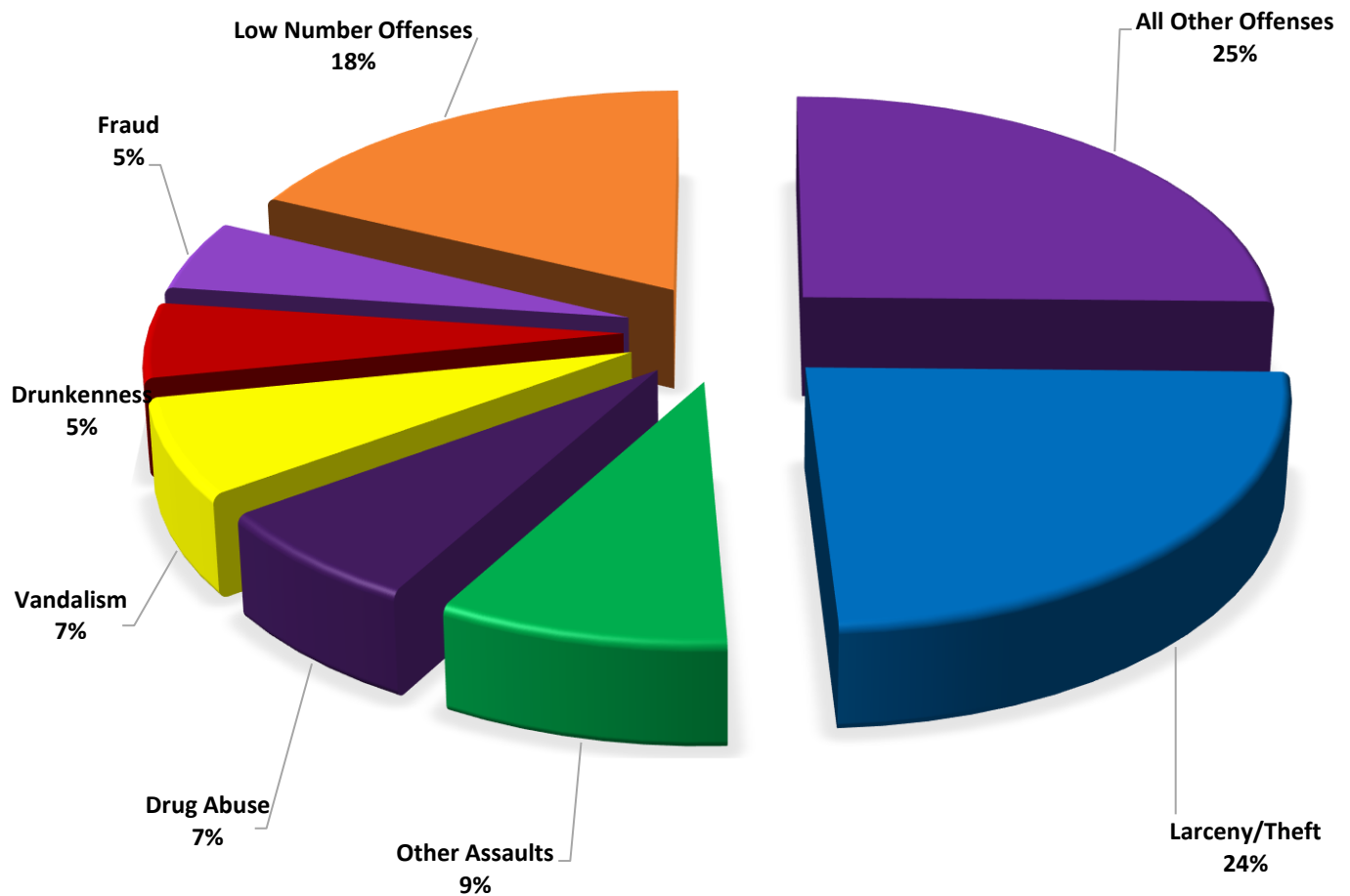
These figures represent preliminary counts of original Police Incident Reports and include all offenses within the above listed City Council District only. Full statistical analysis to determine the confidence level of this data has not been performed. The results contained herein are approximate in relation to the listed area and may not fully coincide with data shown in other areas of SLCPD's Crime Statistics page such as Calls for Service, Crimes Trending, and Crime Reports due to and reflective of departmental procedures that were in place at the time the event occurred and the date this data was compiled. Results displayed are not distinguished as attempted or completed crimes, do not include other calls for police service, and only represent police service where a report was made. Police Incident Reports are classified by primary offense categories as defined by the Uniform Crime Reporting (UCR) system, however for this report all offenses are included, and each incident may have more than one offense listed on it. In cases where there is more than one offense listed, all offenses are counted individually. Although every reasonable verification effort is made, the accuracy of any data is subject to the constraints of the report generation process as well as the manner, format, and point in time of any query.

PART I OFFENSES:	Chosen by the FBI as Part I Offenses because they are serious crimes that occur with regularity in all areas of the country and are likely to be reported to Police.
PART II OFFENSES:	All other crimes other than the eight Part I Offenses. The Uniform Crime Reporting Program gathers only arrest data for Part II Offenses, however, SLCPD results displayed in this document display all Part II Offenses, regardless of the presence of arrest data.
ALL OTHER OFFENSES:	Under the Part II Offense section, 'All Other Offenses' include Peeping Tom, Trespass, Kidnap/Abduction, Pornography, Extortion/Blackmail, Bribery, Warrants, Sexual Offenses, Obstruction, Public Peace, and Hit & Run.
NON-UCR OFFENSES:	Non-UCR Offenses include reports for all other offenses not classified as a Part I or Part II Offense. Results displayed separate some of these offenses such as Ambulance Calls, Deaths, Missing Persons, Suicides, Suspicious Activity, and Traffic Accidents.
ALL OTHER NON-UCR:	Under the Non-UCR category, 'All Other' include the remainder of offenses not classified as Part I or Part II and not separated from the Non-UCR Offenses. These include things such as Loud Parties, Barking Dogs, Mentally Ill Subjects, Citizen Assistance, etc.
LOW NUMBER OFFENSES:	On page two, in the interest of space and allowing for easier viewing, the category titled 'Low Number Offenses' include Part I and Part II Offenses from page one that have totals under the amount of 49.

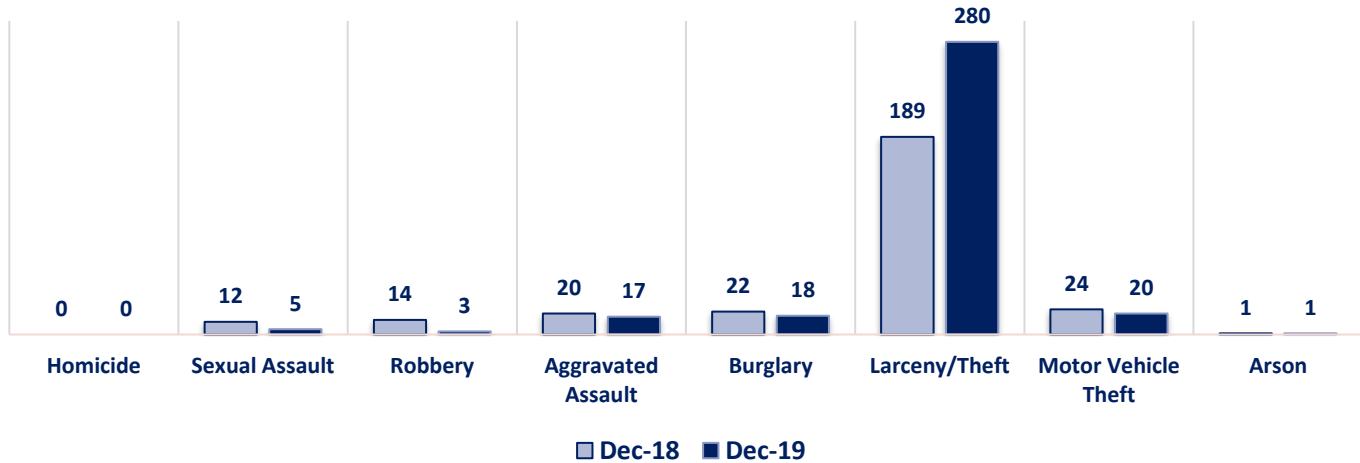
Offenses

PART I OFFENSES	OFFENSE	DEC 18	DEC 19	OFFENSE	DEC 18	DEC 19	PART II OFFENSES
	Homicide	0	0	Other Assaults	101	104	
	Sexual Assault	12	5	Forgery/Counterfeit	10	13	
	Robbery	14	3	Fraud	42	58	
	Aggravated Assault	20	17	Embezzlement	3	0	
	Burglary	22	18	Stolen Property	6	6	
	Larceny/Theft	189	280	Vandalism	48	80	
	Motor Vehicle Theft	24	20	Weapons	5	11	
	Arson	1	1	Prostitution	3	4	
NON-UCR OFFENSES	PART I TOTALS	282	344	Sex Offenses	6	4	PART II OFFENSES
	Ambulance Calls	54	70	Drug Abuse	61	81	
	Deaths	8	9	Gambling	0	0	
	Missing Persons	12	14	Family Offenses	48	49	
	Suicides	1	0	DUI	21	11	
	Suspicious Activity	27	35	Liquor Laws	7	8	
	Traffic Accidents	168	119	Drunkenness	41	62	
	All Other	353	305	Disorderly Conduct	15	26	
	NON-UCR TOTALS	623	552	All Other Offenses	237	296	
TOTALS	PART I OFFENSES	282	344	Curfew/Loitering	0	0	PART II OFFENSES
	PART II OFFENSES	660	823	Runaway	6	10	
	NON-UCR OFFENSES	623	552	PART II TOTALS	660	823	
	TOTAL	1565	1719				

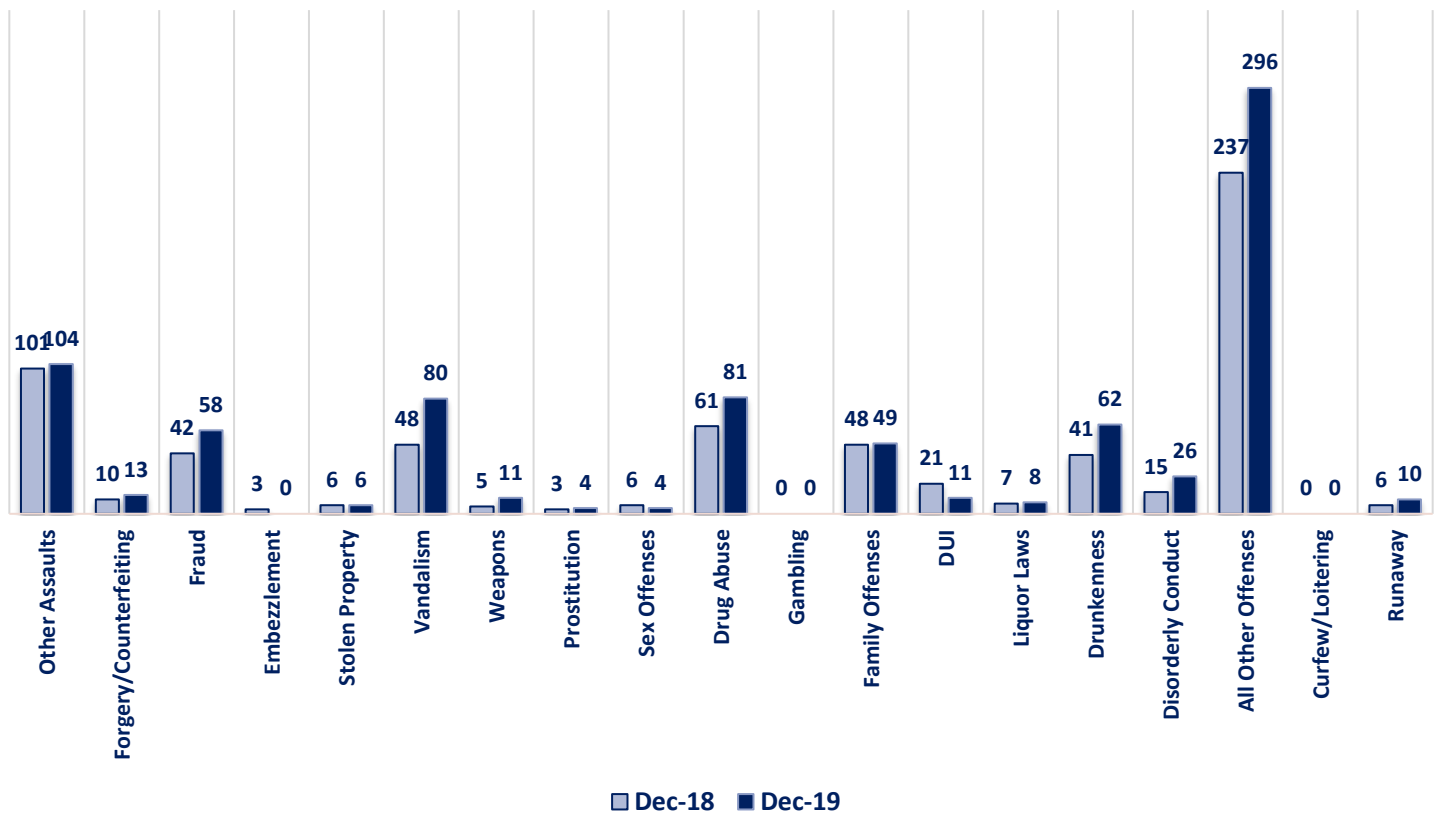
DECEMBER 2019 - PART I & II OFFENSE PERCENTAGES



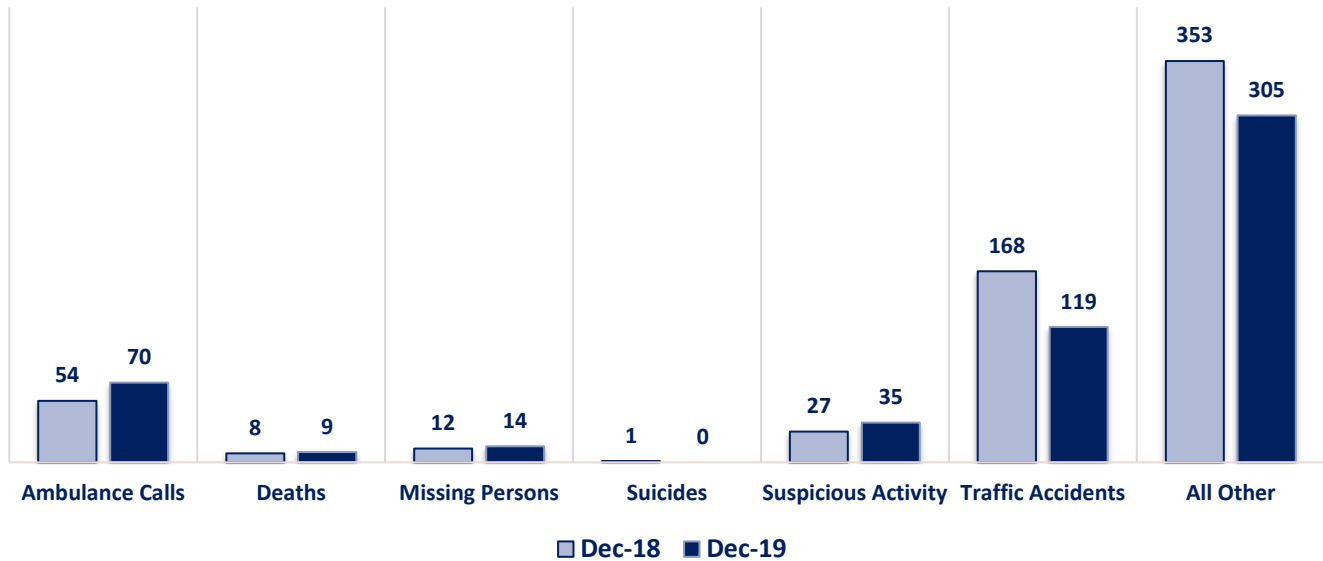
Part I Offenses



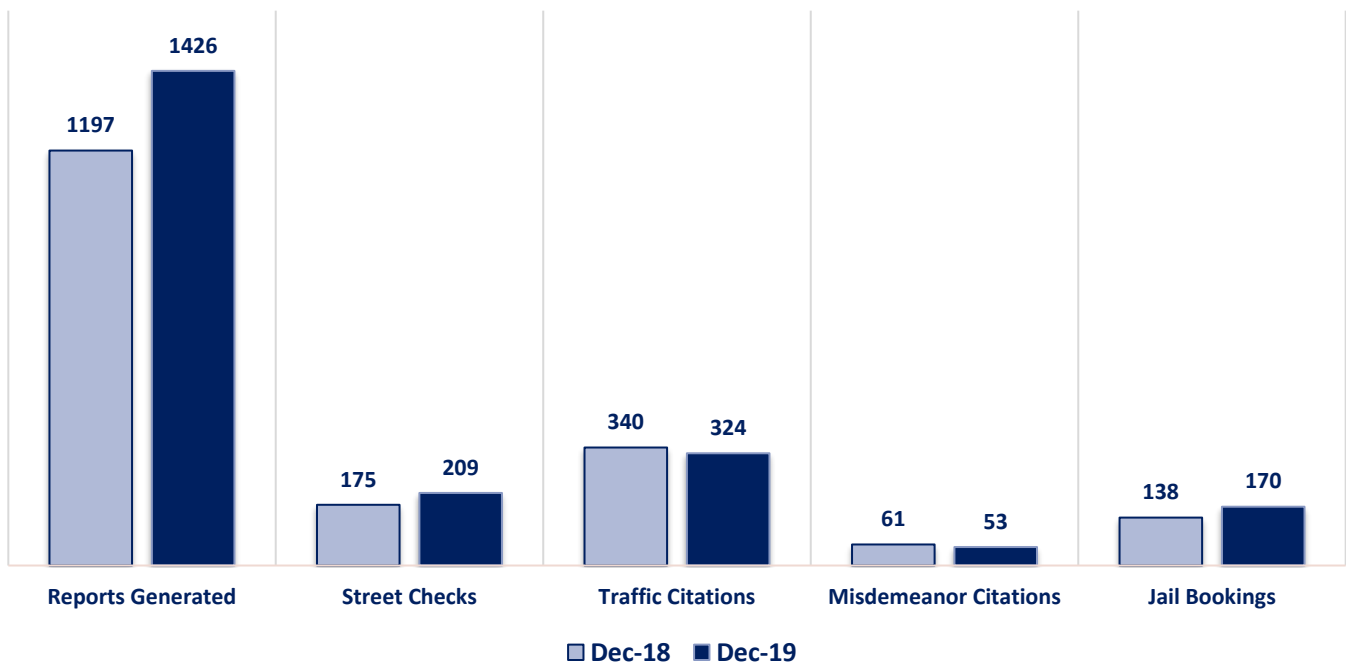
Part II Offenses



Non-UCR Offenses

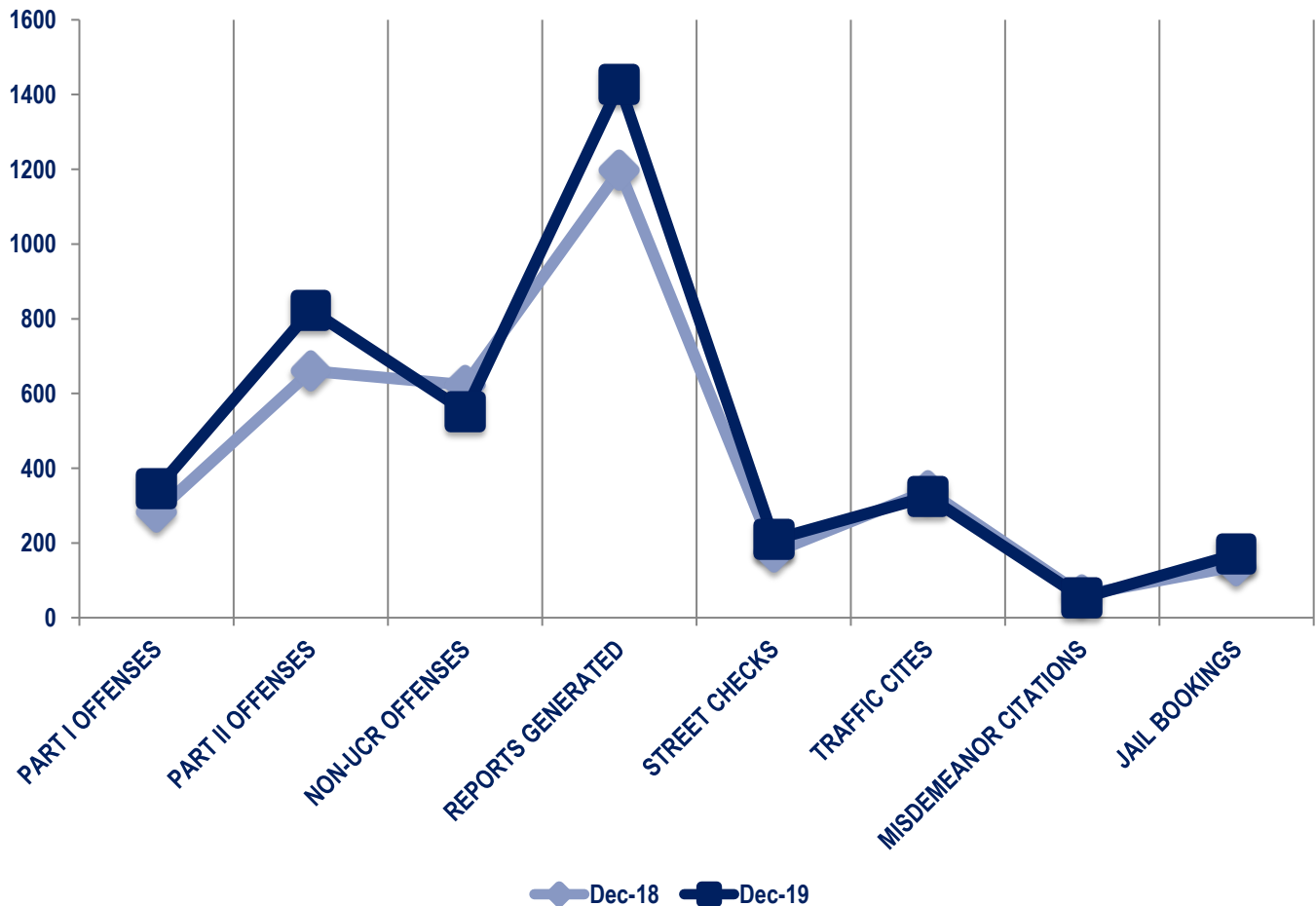


Other Event Totals



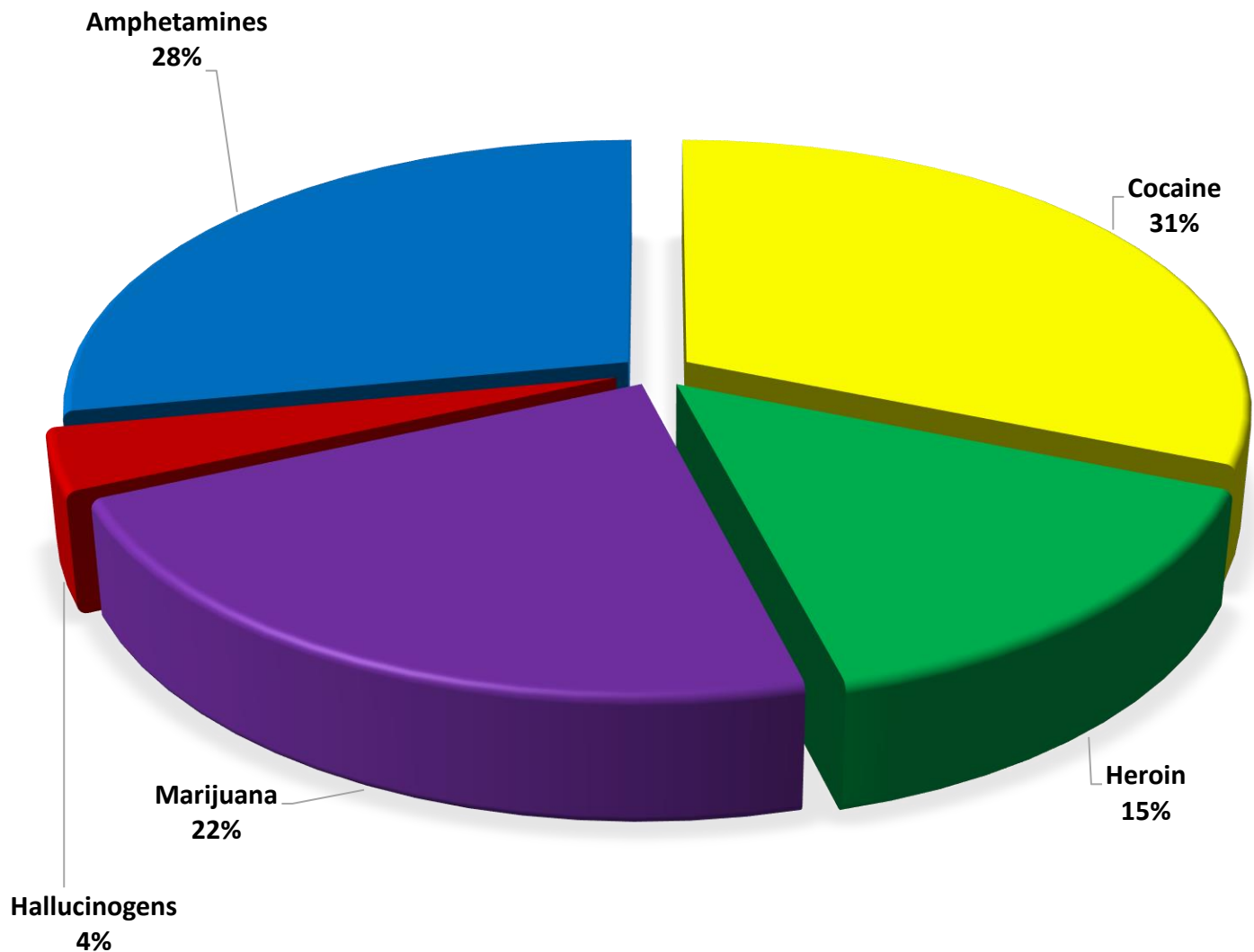
Combined Offense/Event Trends

	DEC 2018	DEC 2019
Part I Offenses	282	344
Part II Offenses	660	823
NonUCR Offenses	623	552
Reports Generated	1197	1426
Street Checks	175	209
Traffic Citations	340	324
Misdemeanor Citations	61	53
Jail Bookings	138	170



Seized Drugs

TYPE	DOSES	STREET VALUE	
Cocaine	425.0	\$	4,250.00
Heroin	201.0	\$	2,010.00
Marijuana	303.7	\$	1,822.29
Hallucinogens	51.2	\$	102.30
Amphetamines	381.0	\$	3,810.00
TOTAL	1361.9	\$	11,994.59



Part I & II Offenses - One Year

