



CITY COUNCIL DISTRICT #1 MONTHLY OFFENSE SUMMARY

JANUARY 2020

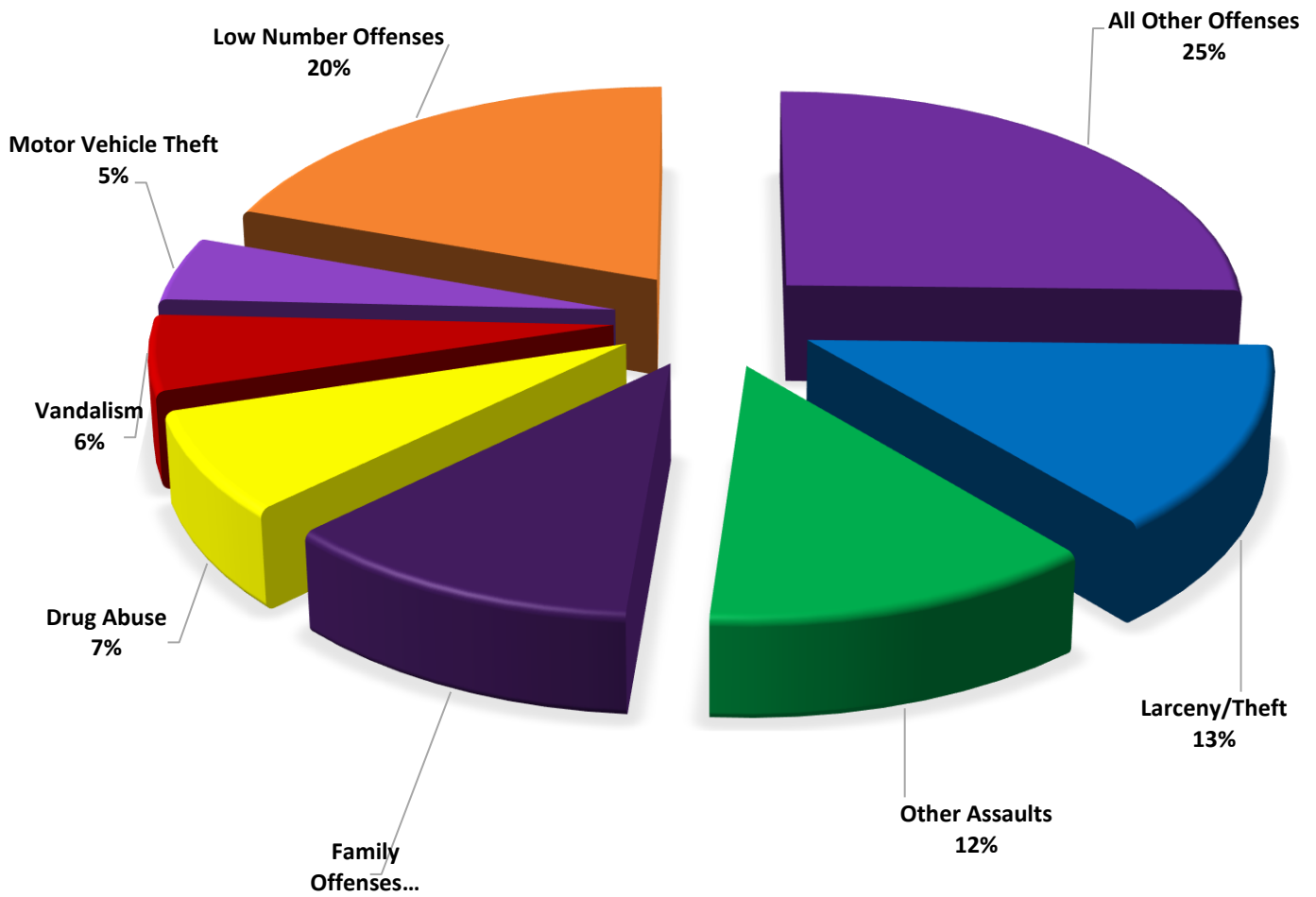
These figures represent preliminary counts of original Police Incident Reports and include all offenses within the above listed City Council District only. Full statistical analysis to determine the confidence level of this data has not been performed. The results contained herein are approximate in relation to the listed area and may not fully coincide with data shown in other areas of SLCPD's Crime Statistics page such as Calls for Service, Crimes Trending, and Crime Reports due to and reflective of departmental procedures that were in place at the time the event occurred and the date this data was compiled. Results displayed are not distinguished as attempted or completed crimes, do not include other calls for police service, and only represent police service where a report was made. Police Incident Reports are classified by primary offense categories as defined by the Uniform Crime Reporting (UCR) system, however for this report all offenses are included, and each incident may have more than one offense listed on it. In cases where there is more than one offense listed, all offenses are counted individually. Although every reasonable verification effort is made, the accuracy of any data is subject to the constraints of the report generation process as well as the manner, format, and point in time of any query.

-
- PART I OFFENSES:** Chosen by the FBI as Part I Offenses because they are serious crimes that occur with regularity in all areas of the country and are likely to be reported to Police.
- PART II OFFENSES:** All other crimes other than the eight Part I Offenses. The Uniform Crime Reporting Program gathers only arrest data for Part II Offenses, however, SLCPD results displayed in this document display all Part II Offenses, regardless of the presence of arrest data.
- ALL OTHER OFFENSES:** Under the Part II Offense section, 'All Other Offenses' include Peeping Tom, Trespass, Kidnap/Abduction, Pornography, Extortion/Blackmail, Bribery, Warrants, Sexual Offenses, Obstruction, Public Peace, and Hit & Run.
- NON-UCR OFFENSES:** Non-UCR Offenses include reports for all other offenses not classified as a Part I or Part II Offense. Results displayed separate some of these offenses such as Ambulance Calls, Deaths, Missing Persons, Suicides, Suspicious Activity, and Traffic Accidents.
- ALL OTHER NON-UCR:** Under the Non-UCR category, 'All Other' include the remainder of offenses not classified as Part I or Part II and not separated from the Non-UCR Offenses. These include things such as Loud Parties, Barking Dogs, Mentally Ill Subjects, Citizen Assistance, etc.
- LOW NUMBER OFFENSES:** On page two, in the interest of space and allowing for easier viewing, the category titled 'Low Number Offenses' include Part I and Part II Offenses from page one that have totals under the amount of 17.

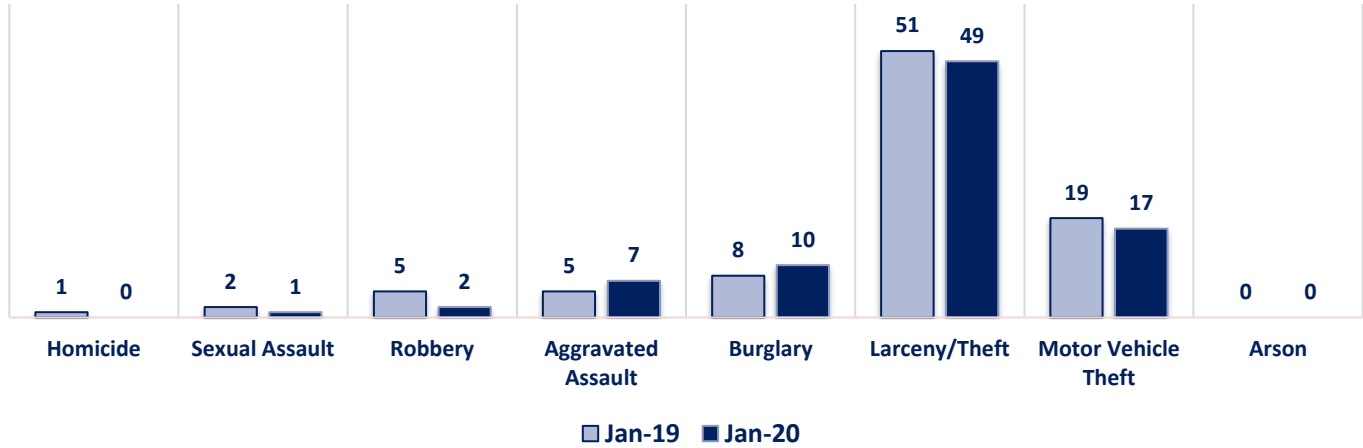
Offenses

		OFFENSE	JAN 19	JAN 20	OFFENSE	JAN 19	JAN 20
PART I OFFENSES	VIOLENT	Homicide	1	0	Other Assaults	29	45
		Sexual Assault	2	1	Forgery/Counterfeit	3	1
		Robbery	5	2	Fraud	11	17
		Aggravated Assault	5	7	Embezzlement	0	0
	PROPERTY	Burglary	8	10	Stolen Property	4	1
		Larceny/Theft	51	49	Vandalism	35	20
		Motor Vehicle Theft	19	17	Weapons	5	8
		Arson	0	0	Prostitution	14	1
PART I TOTALS		91	86	Sex Offenses	4	2	
NON-UCR OFFENSES	Ambulance Calls	14	11	Drug Abuse	25	27	
	Deaths	5	3	Gambling	0	0	
	Missing Persons	9	2	Family Offenses	34	42	
	Suicides	1	0	DUI	2	7	
	Suspicious Activity	10	14	Liquor Laws	1	0	
	Traffic Accidents	25	23	Drunkenness	10	5	
	All Other	115	114	Disorderly Conduct	2	3	
	NON-UCR TOTALS		179	167	All Other Offenses	66	92
TOTALS	PART I OFFENSES	91	86	Curfew/Loitering	0	0	
	PART II OFFENSES	249	277	Runaway	4	6	
	NON-UCR OFFENSES	179	167	PART II TOTALS		249	277
	TOTAL		519	530			

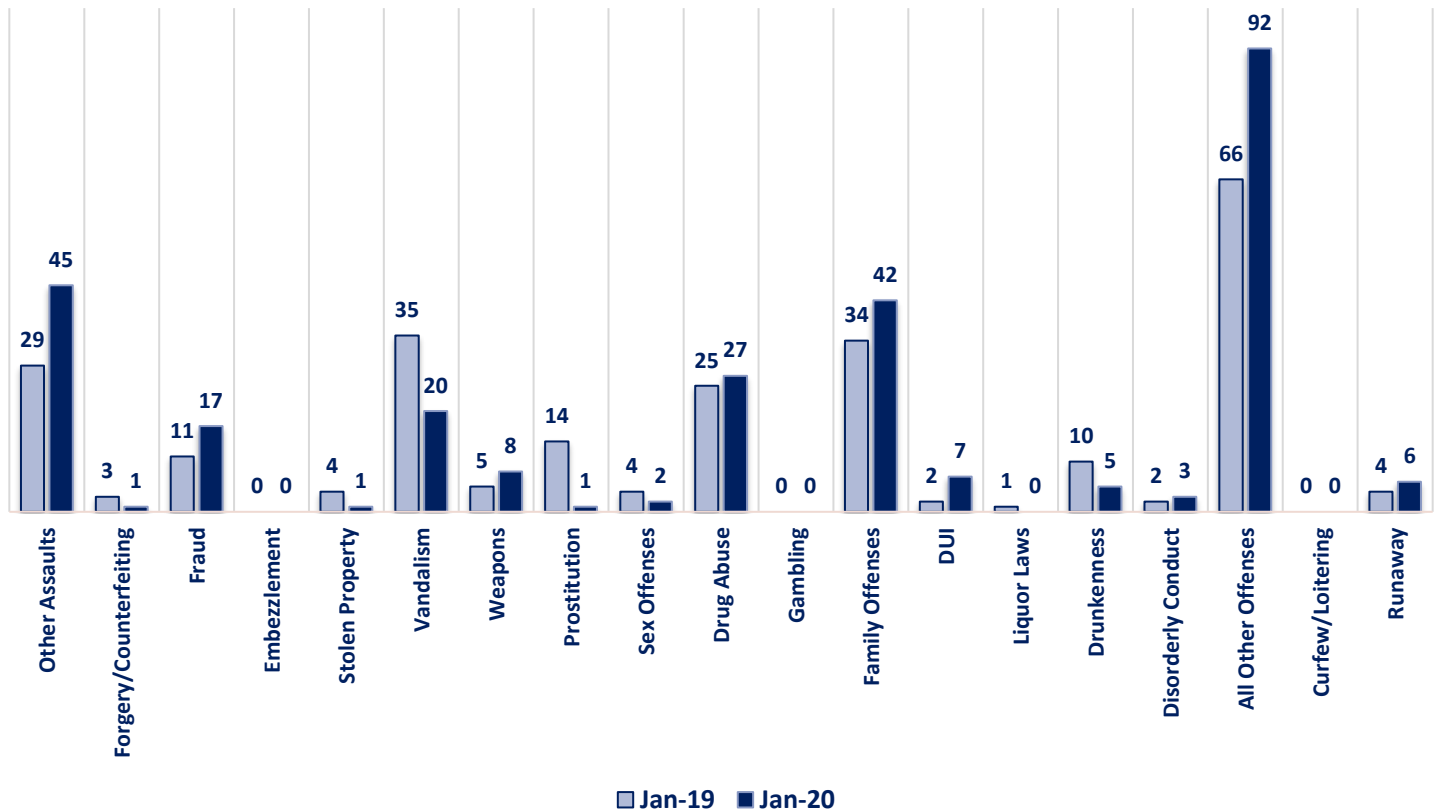
JANUARY 2020- PART I & II OFFENSE PERCENTAGES



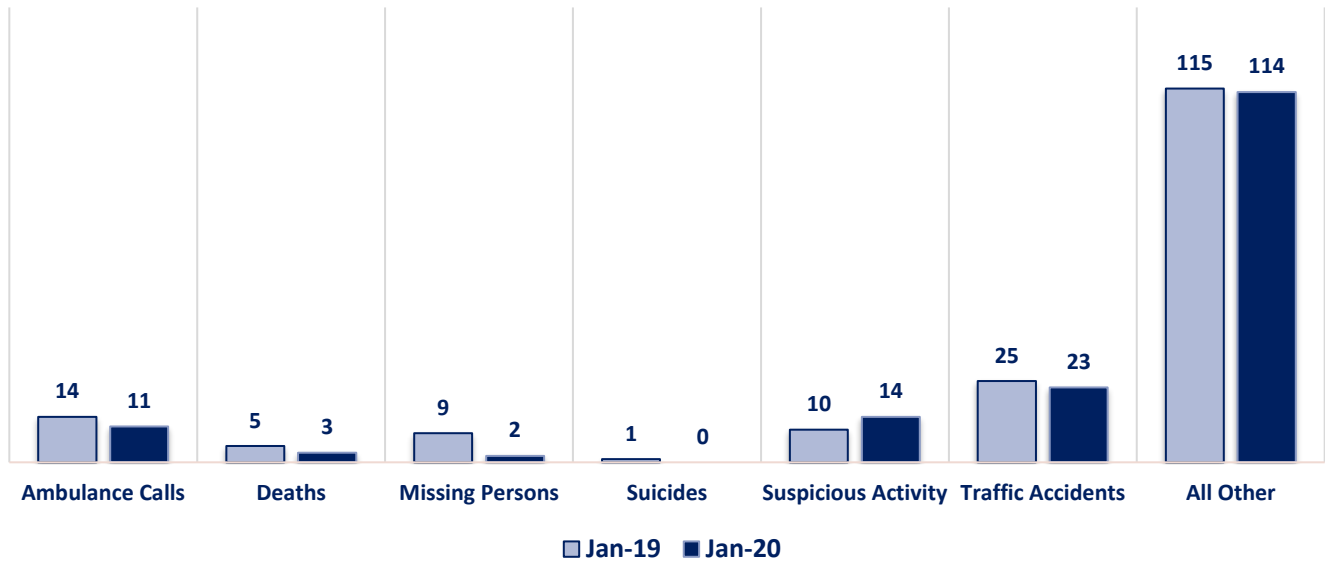
Part I Offenses



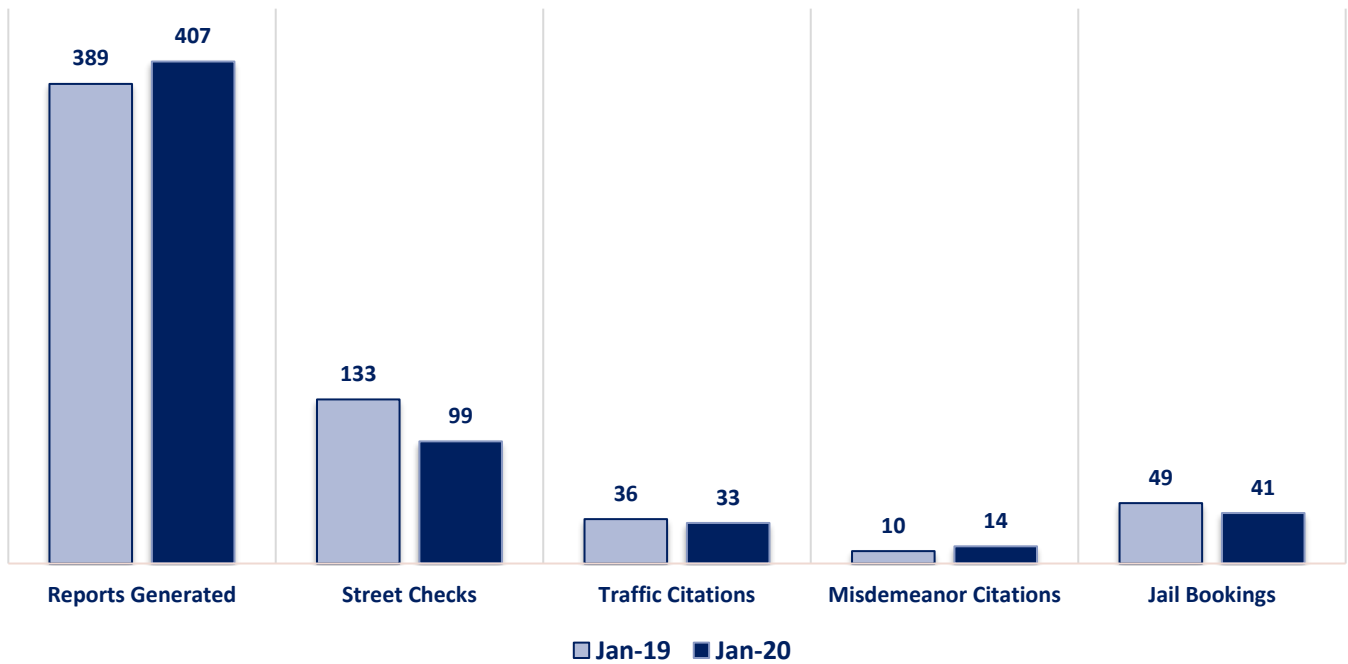
Part II Offenses



Non-UCR Offenses

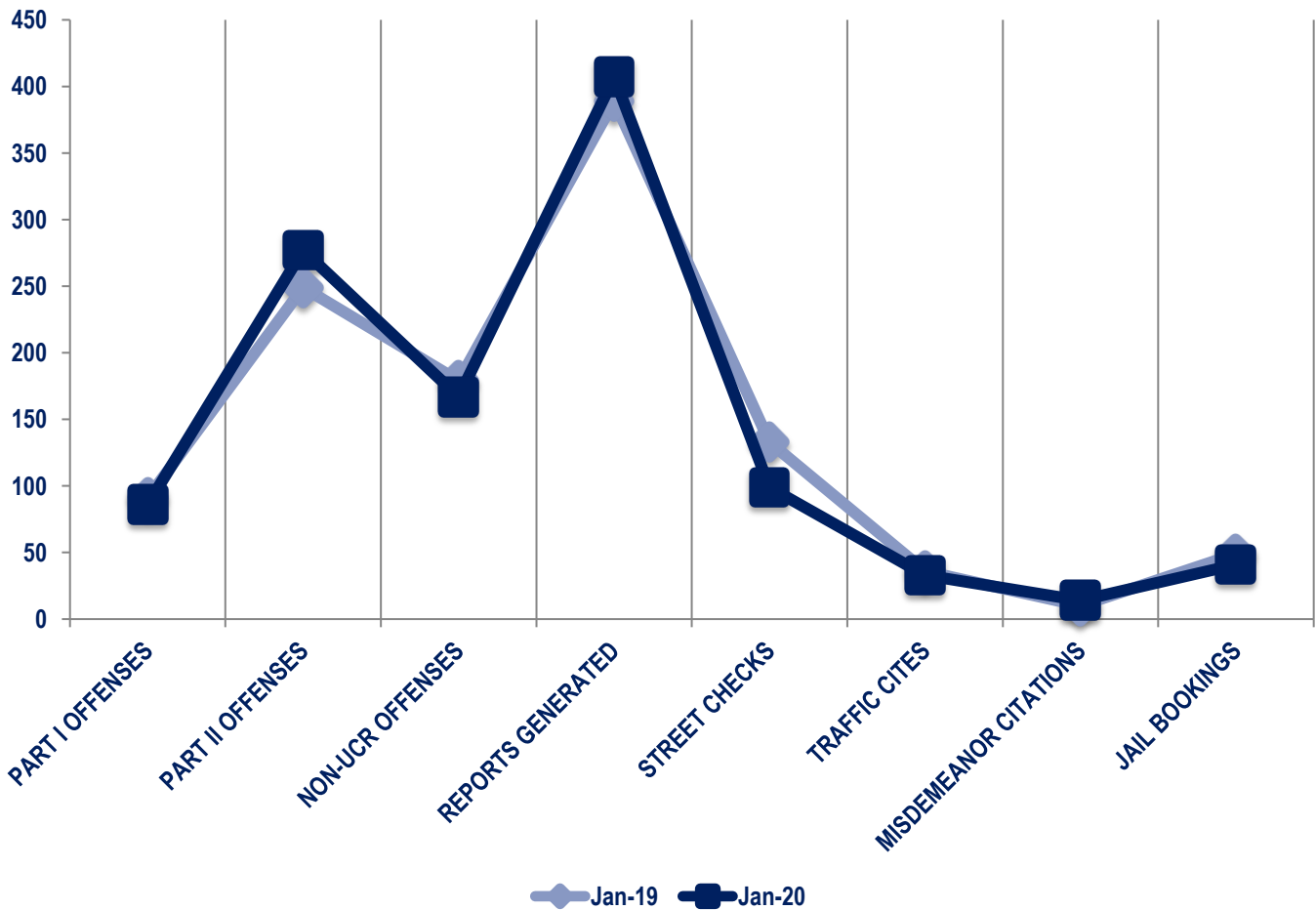


Other Event Totals



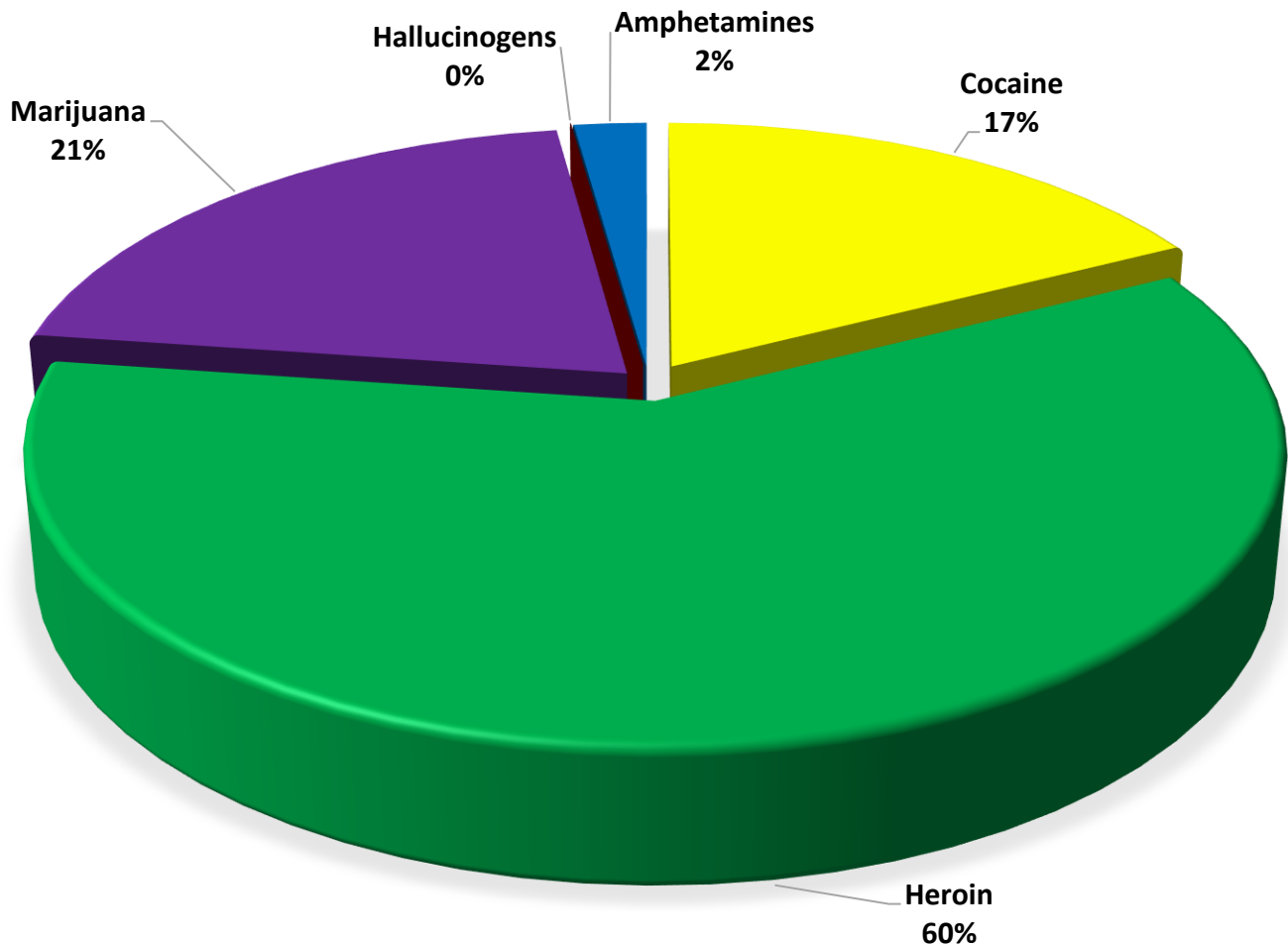
Combined Offense/Event Trends

	JAN 2019	JAN 2020
Part I Offenses	91	86
Part II Offenses	249	277
NonUCR Offenses	179	167
Reports Generated	389	407
Street Checks	133	99
Traffic Citations	36	33
Misdemeanor Citations	10	14
Jail Bookings	49	41



Seized Drugs

TYPE	DOSES	STREET VALUE	
Cocaine	246.0	\$	2,460.00
Heroin	840.4	\$	8,403.89
Marijuana	289.4	\$	1,736.64
Hallucinogens	0.0	\$	-
Amphetamines	31.0	\$	310.00
TOTAL	1406.8	\$	12,910.53



Part I & II Offenses - One Year

