



CITY COUNCIL DISTRICT #2 MONTHLY OFFENSE SUMMARY

JANUARY 2020

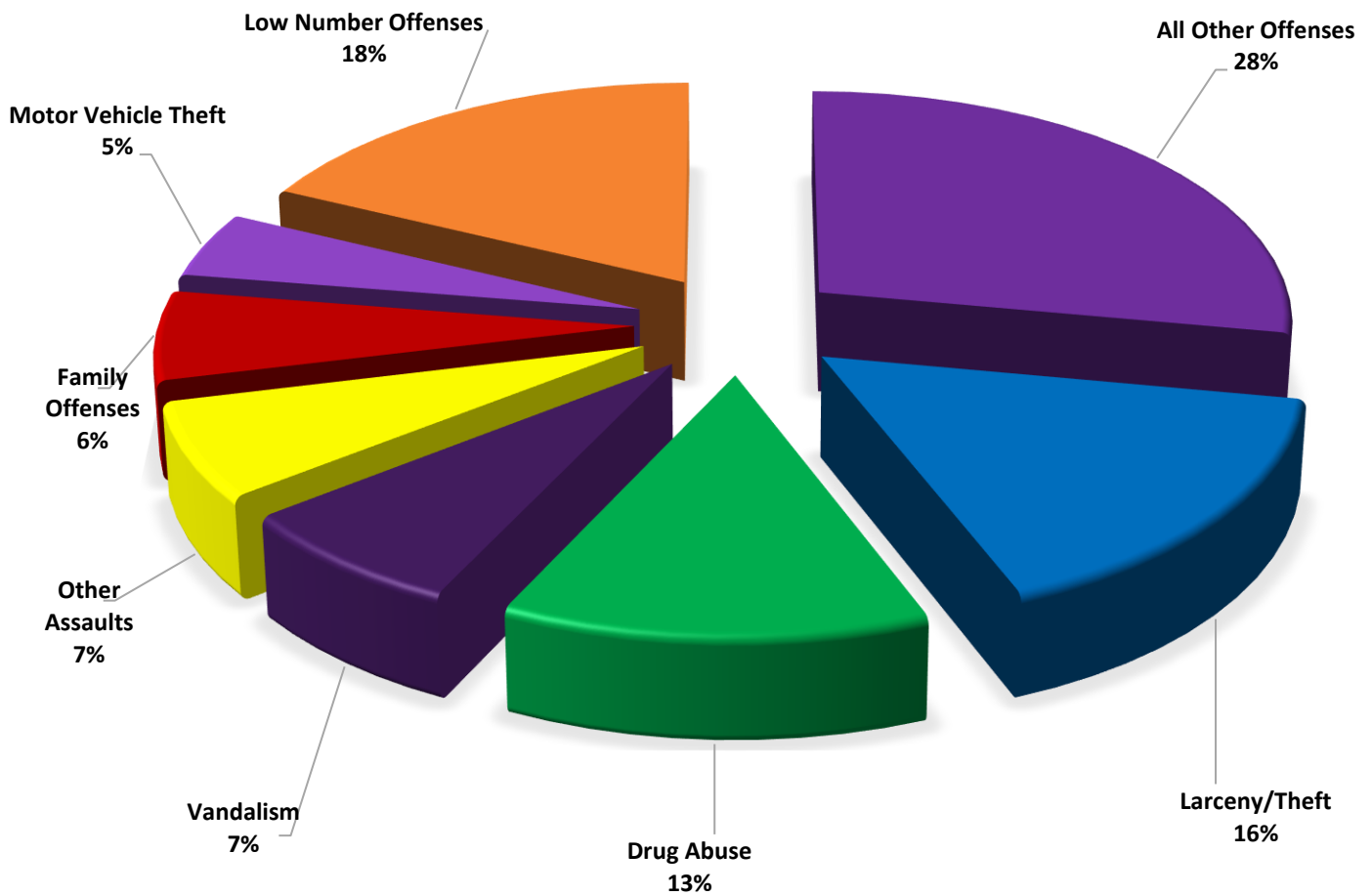
These figures represent preliminary counts of original Police Incident Reports and include all offenses within the above listed City Council District only. Full statistical analysis to determine the confidence level of this data has not been performed. The results contained herein are approximate in relation to the listed area and may not fully coincide with data shown in other areas of SLCPD's Crime Statistics page such as Calls for Service, Crimes Trending, and Crime Reports due to and reflective of departmental procedures that were in place at the time the event occurred and the date this data was compiled. Results displayed are not distinguished as attempted or completed crimes, do not include other calls for police service, and only represent police service where a report was made. Police Incident Reports are classified by primary offense categories as defined by the Uniform Crime Reporting (UCR) system, however for this report all offenses are included, and each incident may have more than one offense listed on it. In cases where there is more than one offense listed, all offenses are counted individually. Although every reasonable verification effort is made, the accuracy of any data is subject to the constraints of the report generation process as well as the manner, format, and point in time of any query.

-
- PART I OFFENSES:** Chosen by the FBI as Part I Offenses because they are serious crimes that occur with regularity in all areas of the country and are likely to be reported to Police.
- PART II OFFENSES:** All other crimes other than the eight Part I Offenses. The Uniform Crime Reporting Program gathers only arrest data for Part II Offenses, however, SLCPD results displayed in this document display all Part II Offenses, regardless of the presence of arrest data.
- ALL OTHER OFFENSES:** Under the Part II Offense section, 'All Other Offenses' include Peeping Tom, Trespass, Kidnap/Abduction, Pornography, Extortion/Blackmail, Bribery, Warrants, Sexual Offenses, Obstruction, Public Peace, and Hit & Run.
- NON-UCR OFFENSES:** Non-UCR Offenses include reports for all other offenses not classified as a Part I or Part II Offense. Results displayed separate some of these offenses such as Ambulance Calls, Deaths, Missing Persons, Suicides, Suspicious Activity, and Traffic Accidents.
- ALL OTHER NON-UCR:** Under the Non-UCR category, 'All Other' include the remainder of offenses not classified as Part I or Part II and not separated from the Non-UCR Offenses. These include things such as Loud Parties, Barking Dogs, Mentally Ill Subjects, Citizen Assistance, etc.
- LOW NUMBER OFFENSES:** On page two, in the interest of space and allowing for easier viewing, the category titled 'Low Number Offenses' include Part I and Part II Offenses from page one that have totals under the amount of 27.

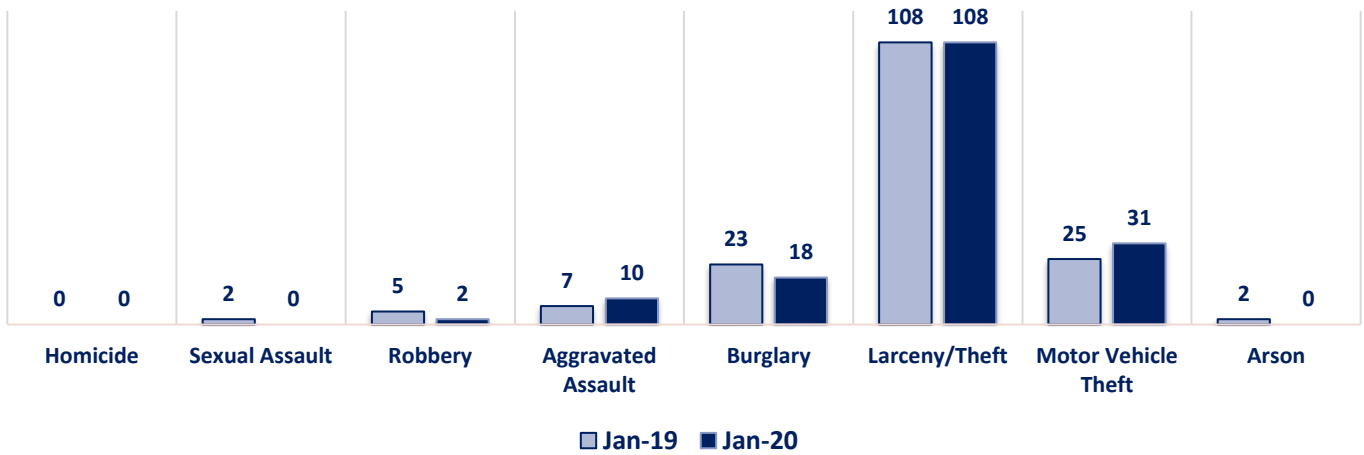
Offenses

		OFFENSE	JAN 19	JAN 20	OFFENSE	JAN 19	JAN 20
PART I OFFENSES	VIOLENT	Homicide	0	0	Other Assaults	49	45
		Sexual Assault	2	0	Forgery/Counterfeit	7	6
		Robbery	5	2	Fraud	19	27
		Aggravated Assault	7	10	Embezzlement	4	1
		Burglary	23	18	Stolen Property	9	6
	PROPERTY	Larceny/Theft	108	108	Vandalism	32	49
		Motor Vehicle Theft	25	31	Weapons	5	12
		Arson	2	0	Prostitution	3	1
		PART I TOTALS	172	169	Sex Offenses	1	3
NON-UCR OFFENSES	Ambulance Calls	21	26	Drug Abuse	52	87	
	Deaths	4	2	Gambling	0	0	
	Missing Persons	9	7	Family Offenses	38	42	
	Suicides	0	0	DUI	15	12	
	Suspicious Activity	19	18	Liquor Laws	5	2	
	Traffic Accidents	89	69	Drunkenness	9	9	
	All Other	204	246	Disorderly Conduct	9	3	
	NON-UCR TOTALS	346	368	All Other Offenses	144	186	
	PART I OFFENSES	172	169	Curfew/Loitering	0	0	
	PART II OFFENSES	413	498	Runaway	12	7	
TOTALS	NON-UCR OFFENSES	346	368	PART II TOTALS	413	498	
	TOTAL	931	1035				

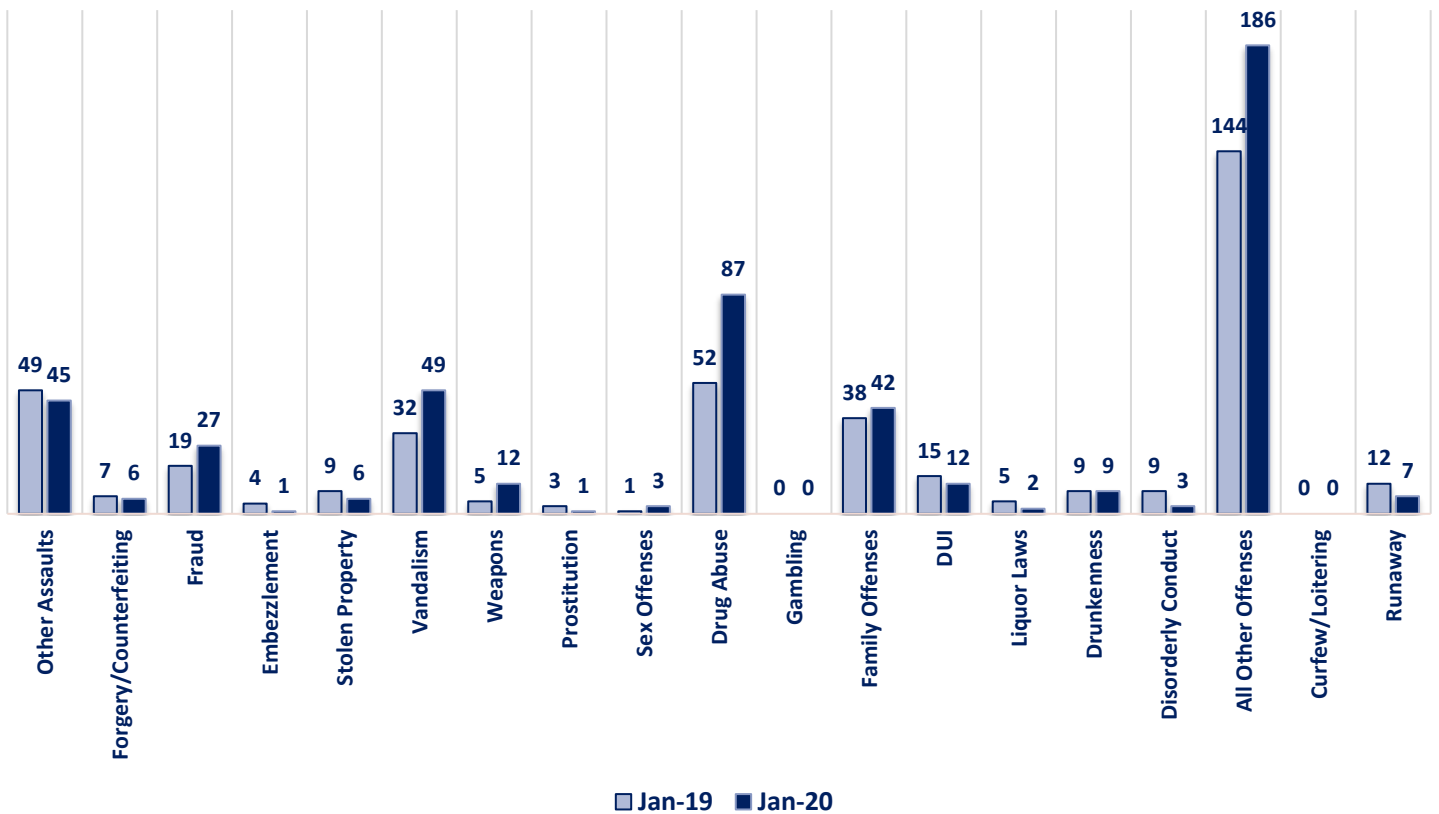
JANUARY 2020- PART I & II OFFENSE PERCENTAGES



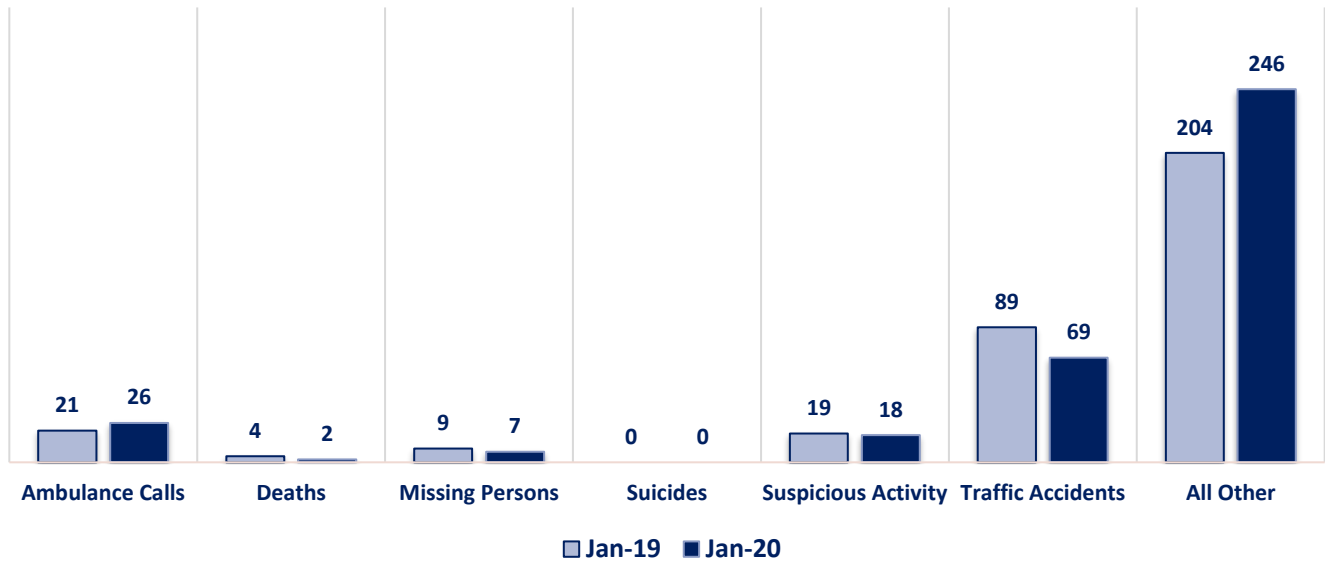
Part I Offenses



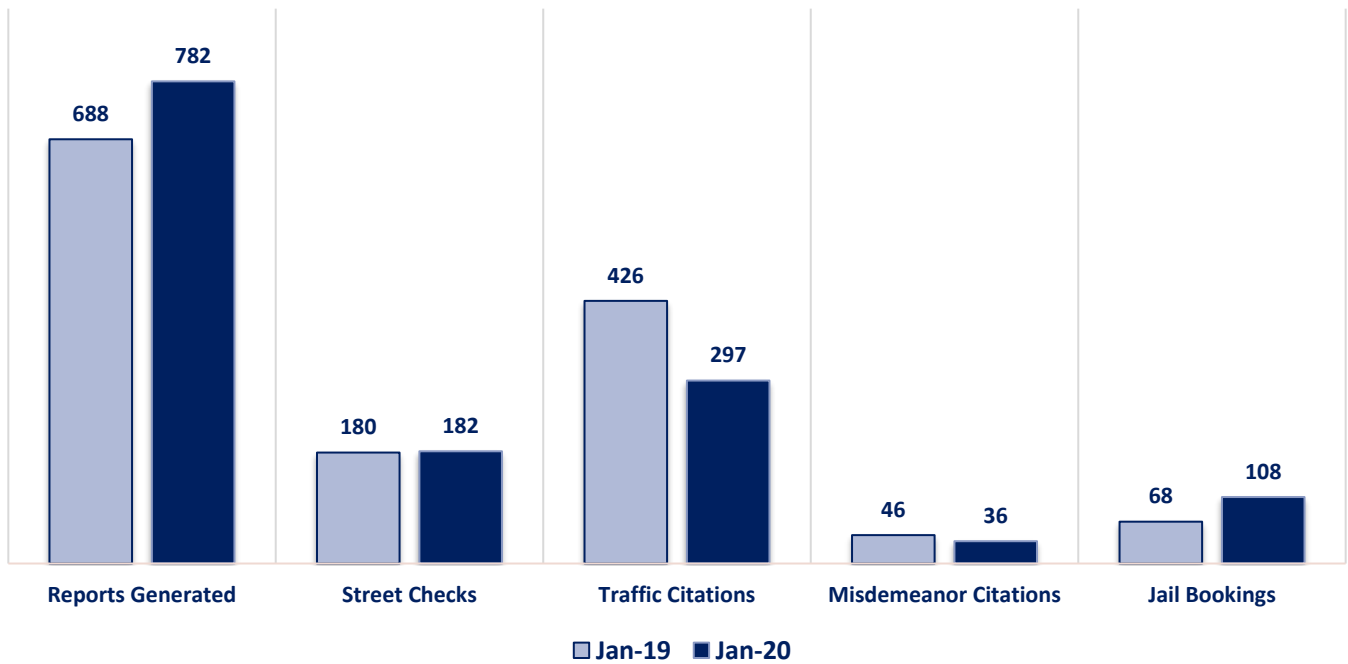
Part II Offenses



Non-UCR Offenses

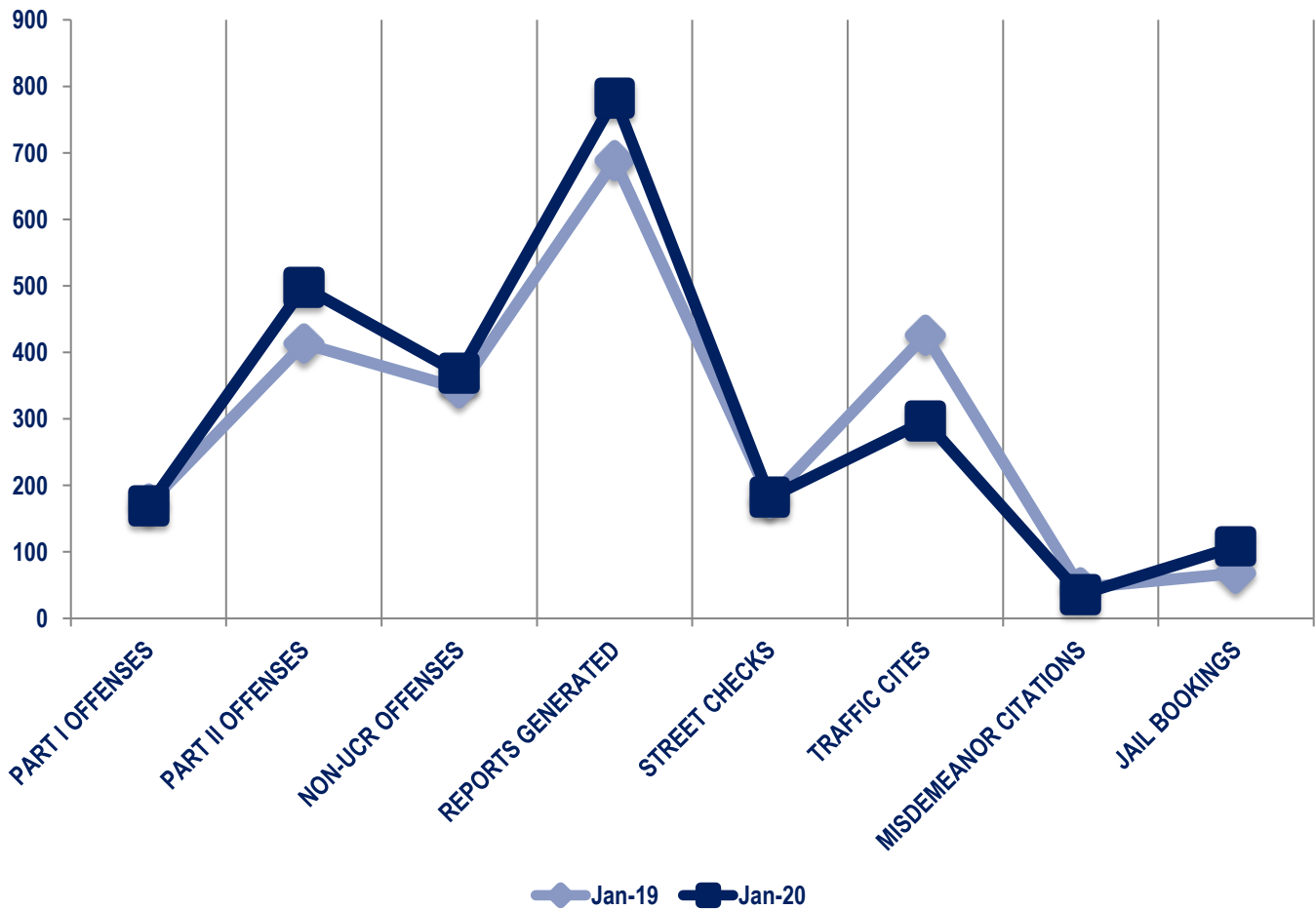


Other Event Totals



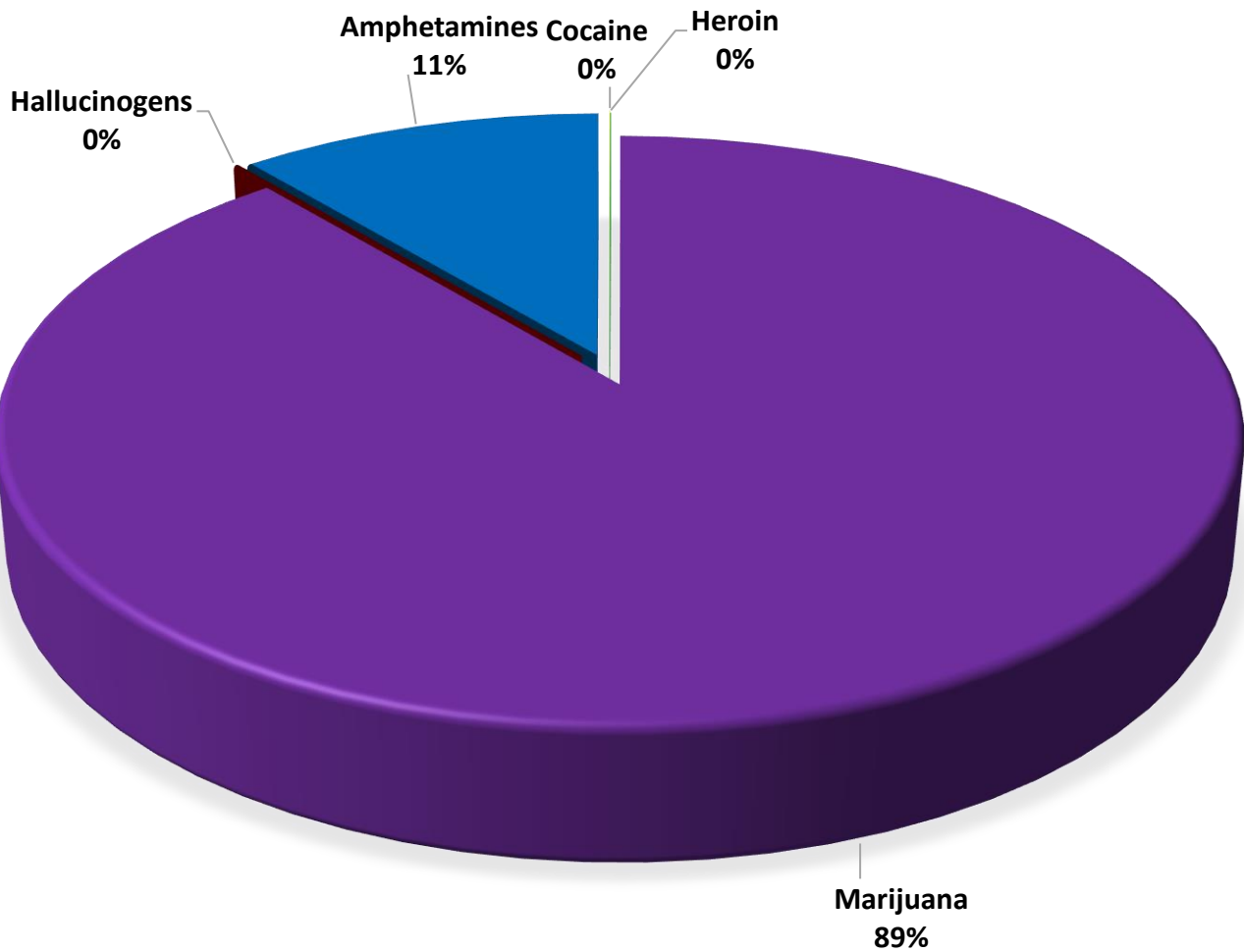
Combined Offense/Event Trends

	JAN 2019	JAN 2020
Part I Offenses	172	169
Part II Offenses	413	498
NonUCR Offenses	346	368
Reports Generated	688	782
Street Checks	180	182
Traffic Citations	426	297
Misdemeanor Citations	46	36
Jail Bookings	68	108



Seized Drugs

TYPE	DOSES	STREET VALUE
Cocaine	128.0	\$ 1,280.00
Heroin	137.9	\$ 1,379.00
Marijuana	434883.7	\$ 2,609,302.01
Hallucinogens	1.4	\$ 2.82
Amphetamines	54280.0	\$ 542,800.00
TOTAL	489431.0	\$ 3,154,763.84



Part I & II Offenses - One Year

