



CITY COUNCIL DISTRICT #4 MONTHLY OFFENSE SUMMARY

JANUARY 2020

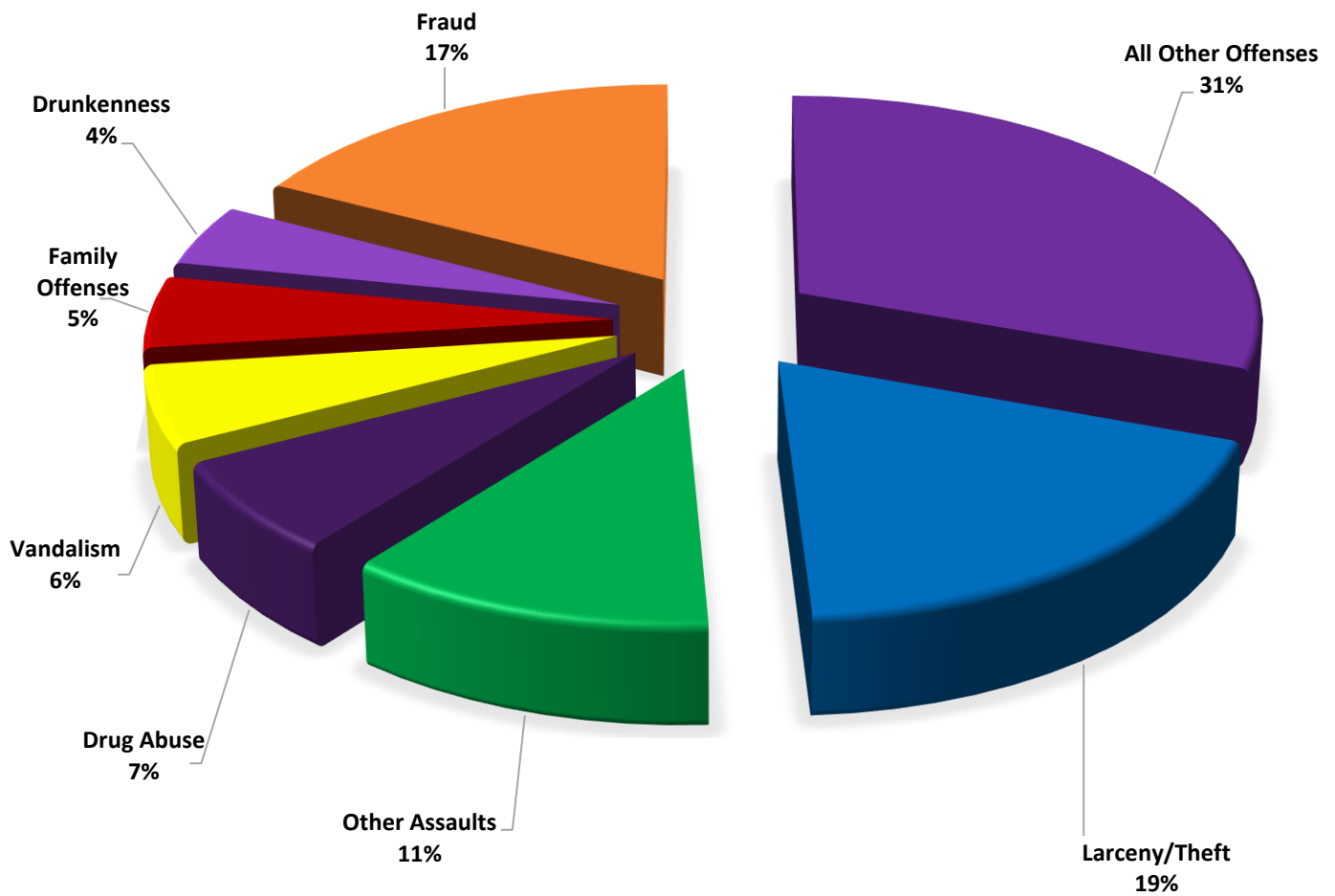
These figures represent preliminary counts of original Police Incident Reports and include all offenses within the above listed City Council District only. Full statistical analysis to determine the confidence level of this data has not been performed. The results contained herein are approximate in relation to the listed area and may not fully coincide with data shown in other areas of SLCPD's Crime Statistics page such as Calls for Service, Crimes Trending, and Crime Reports due to and reflective of departmental procedures that were in place at the time the event occurred and the date this data was compiled. Results displayed are not distinguished as attempted or completed crimes, do not include other calls for police service, and only represent police service where a report was made. Police Incident Reports are classified by primary offense categories as defined by the Uniform Crime Reporting (UCR) system, however for this report all offenses are included, and each incident may have more than one offense listed on it. In cases where there is more than one offense listed, all offenses are counted individually. Although every reasonable verification effort is made, the accuracy of any data is subject to the constraints of the report generation process as well as the manner, format, and point in time of any query.

- PART I OFFENSES:** Chosen by the FBI as Part I Offenses because they are serious crimes that occur with regularity in all areas of the country and are likely to be reported to Police.
- PART II OFFENSES:** All other crimes other than the eight Part I Offenses. The Uniform Crime Reporting Program gathers only arrest data for Part II Offenses, however, SLCPD results displayed in this document display all Part II Offenses, regardless of the presence of arrest data.
- ALL OTHER OFFENSES:** Under the Part II Offense section, 'All Other Offenses' include Peeping Tom, Trespass, Kidnap/Abduction, Pornography, Extortion/Blackmail, Bribery, Warrants, Sexual Offenses, Obstruction, Public Peace, and Hit & Run.
- NON-UCR OFFENSES:** Non-UCR Offenses include reports for all other offenses not classified as a Part I or Part II Offense. Results displayed separate some of these offenses such as Ambulance Calls, Deaths, Missing Persons, Suicides, Suspicious Activity, and Traffic Accidents.
- ALL OTHER NON-UCR:** Under the Non-UCR category, 'All Other' include the remainder of offenses not classified as Part I or Part II and not separated from the Non-UCR Offenses. These include things such as Loud Parties, Barking Dogs, Mentally Ill Subjects, Citizen Assistance, etc.
- LOW NUMBER OFFENSES:** On page two, in the interest of space and allowing for easier viewing, the category titled 'Low Number Offenses' include Part I and Part II Offenses from page one that have totals under the amount of 38.

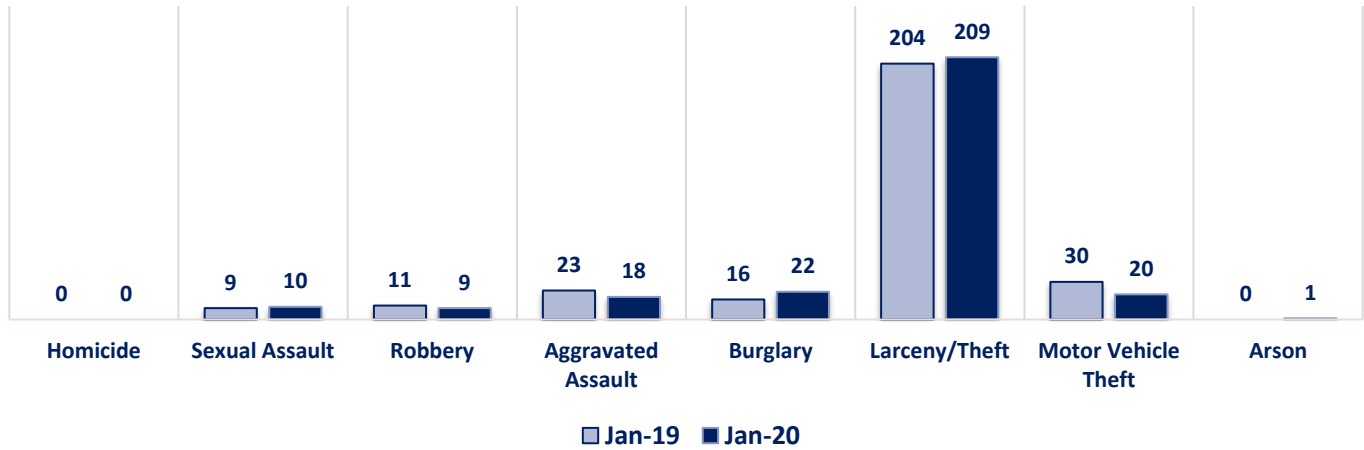
Offenses

		OFFENSE	JAN 19	JAN 20	OFFENSE	JAN 19	JAN 20
PART I OFFENSES	VIOLENT	Homicide	0	0	Other Assaults	69	129
		Sexual Assault	9	10	Forgery/Counterfeit	12	7
		Robbery	11	9	Fraud	38	38
		Aggravated Assault	23	18	Embezzlement	2	0
		Burglary	16	22	Stolen Property	1	3
	PROPERTY	Larceny/Theft	204	209	Vandalism	61	63
		Motor Vehicle Theft	30	20	Weapons	5	6
		Arson	0	1	Prostitution	2	3
		PART I TOTALS	293	289	Sex Offenses	7	4
NON-UCR OFFENSES	Ambulance Calls	92	83	Drug Abuse	109	75	
	Deaths	10	10	Gambling	0	0	
	Missing Persons	8	17	Family Offenses	43	58	
	Suicides	2	1	DUI	17	16	
	Suspicious Activity	38	26	Liquor Laws	10	8	
	Traffic Accidents	149	135	Drunkenness	45	50	
	All Other	323	330	Disorderly Conduct	24	25	
	NON-UCR TOTALS	622	602	All Other Offenses	312	342	
	PART I OFFENSES	293	289	Curfew/Loitering	0	0	
	PART II OFFENSES	771	832	Runaway	14	5	
TOTALS	NON-UCR OFFENSES	622	602	PART II TOTALS	771	832	
	TOTAL	1686	1723				

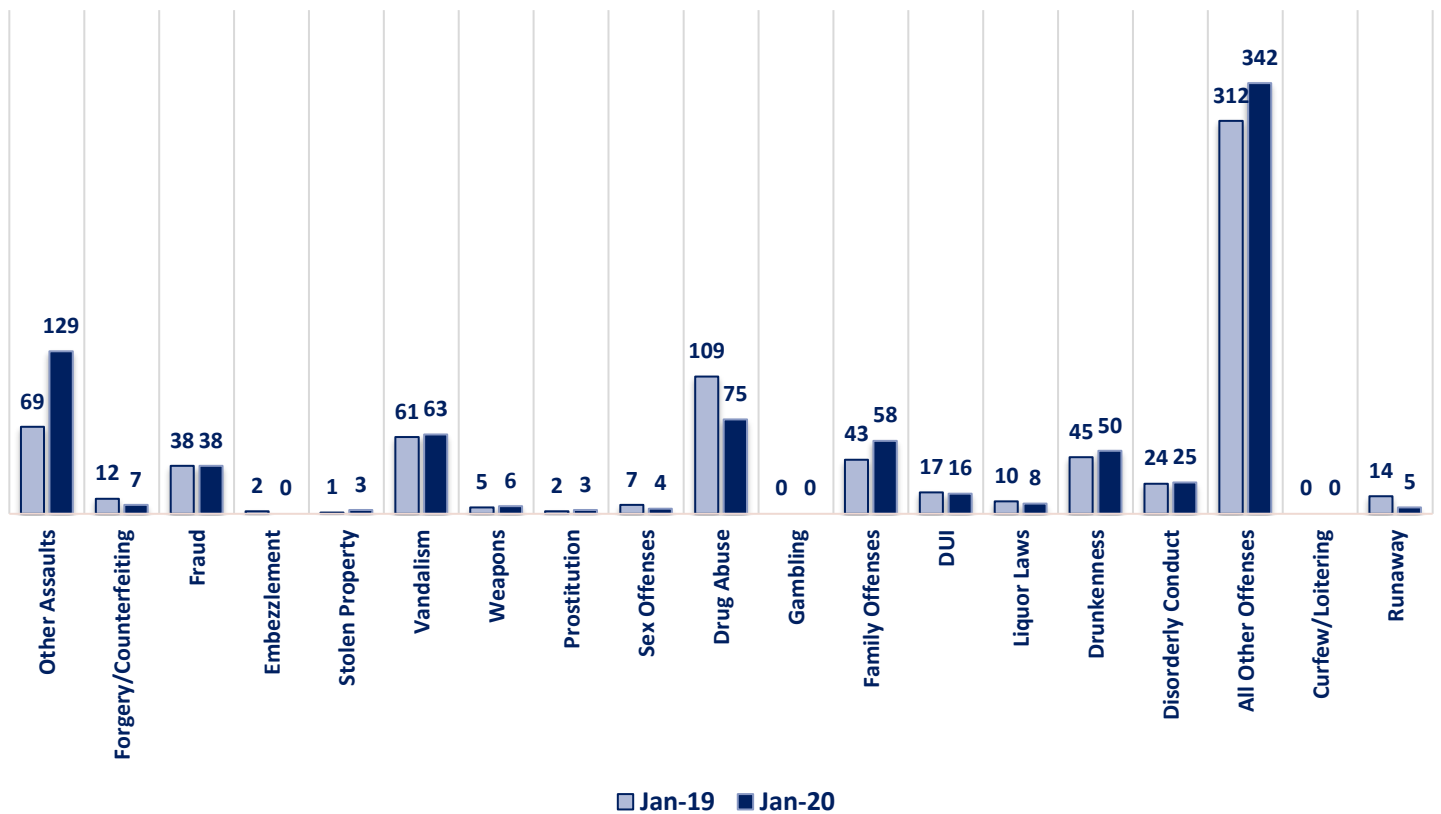
JANUARY 2020- PART I & II OFFENSE PERCENTAGES



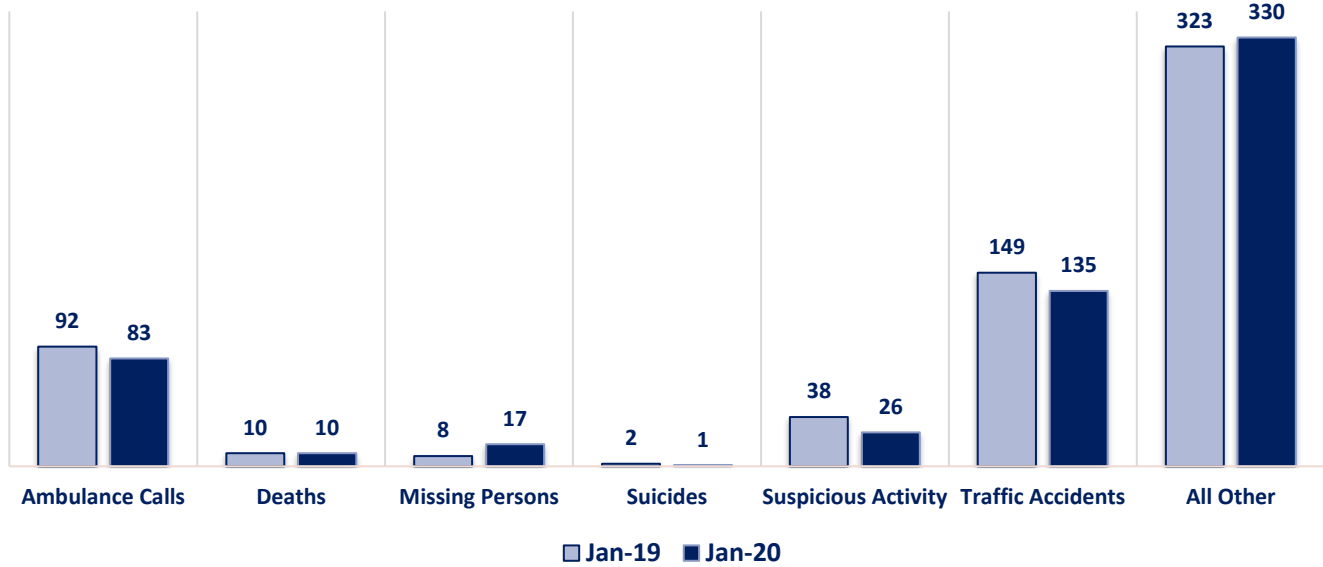
Part I Offenses



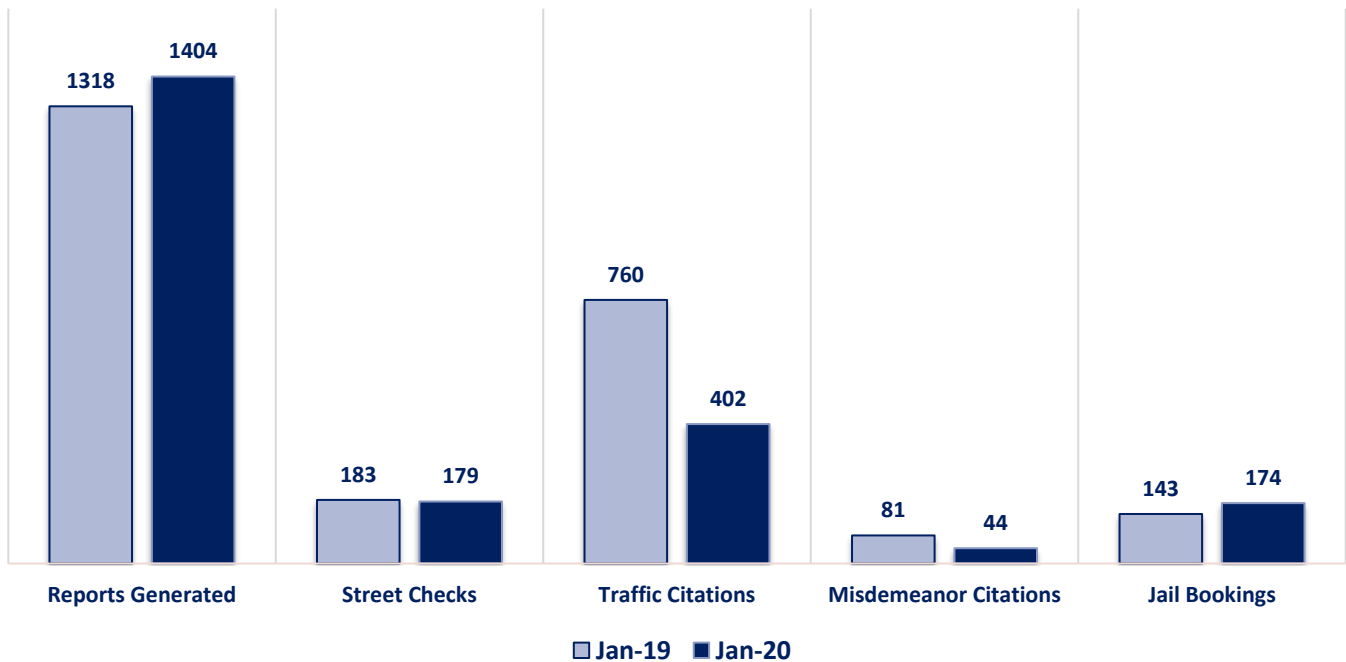
Part II Offenses



Non-UCR Offenses

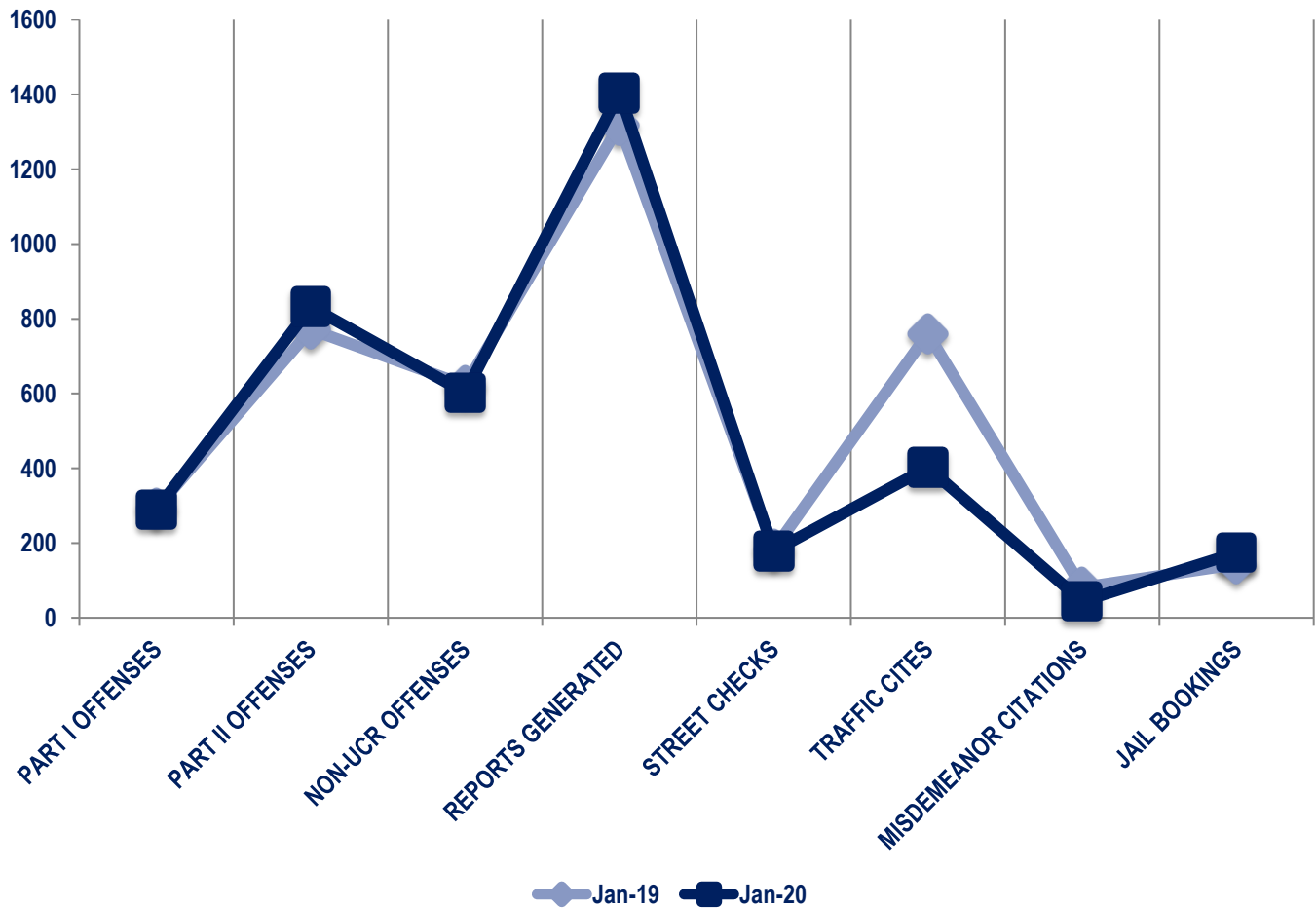


Other Event Totals



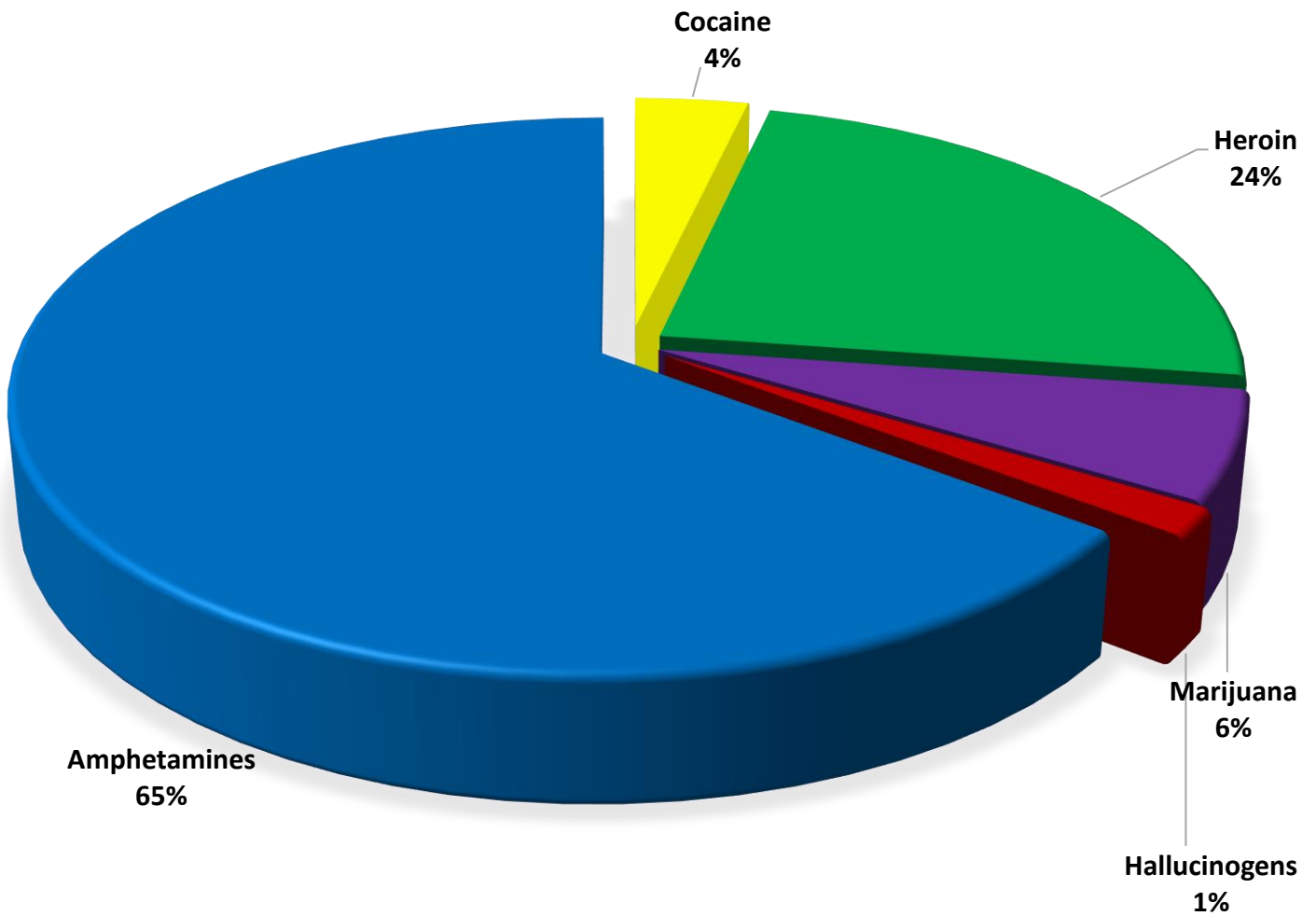
Combined Offense/Event Trends

	JAN 2019	JAN 2020
Part I Offenses	293	289
Part II Offenses	771	832
NonUCR Offenses	622	602
Reports Generated	1318	1404
Street Checks	183	179
Traffic Citations	760	402
Misdemeanor Citations	81	44
Jail Bookings	143	174



Seized Drugs

TYPE	DOSES	STREET VALUE	
Cocaine	85.0	\$	850.00
Heroin	551.0	\$	5,510.00
Marijuana	148.2	\$	889.43
Hallucinogens	37.9	\$	75.84
Amphetamines	1508.7	\$	15,087.00
TOTAL	2330.9	\$	22,412.27



Part I & II Offenses - One Year

