



CITY COUNCIL DISTRICT #5 MONTHLY OFFENSE SUMMARY

JANUARY 2020

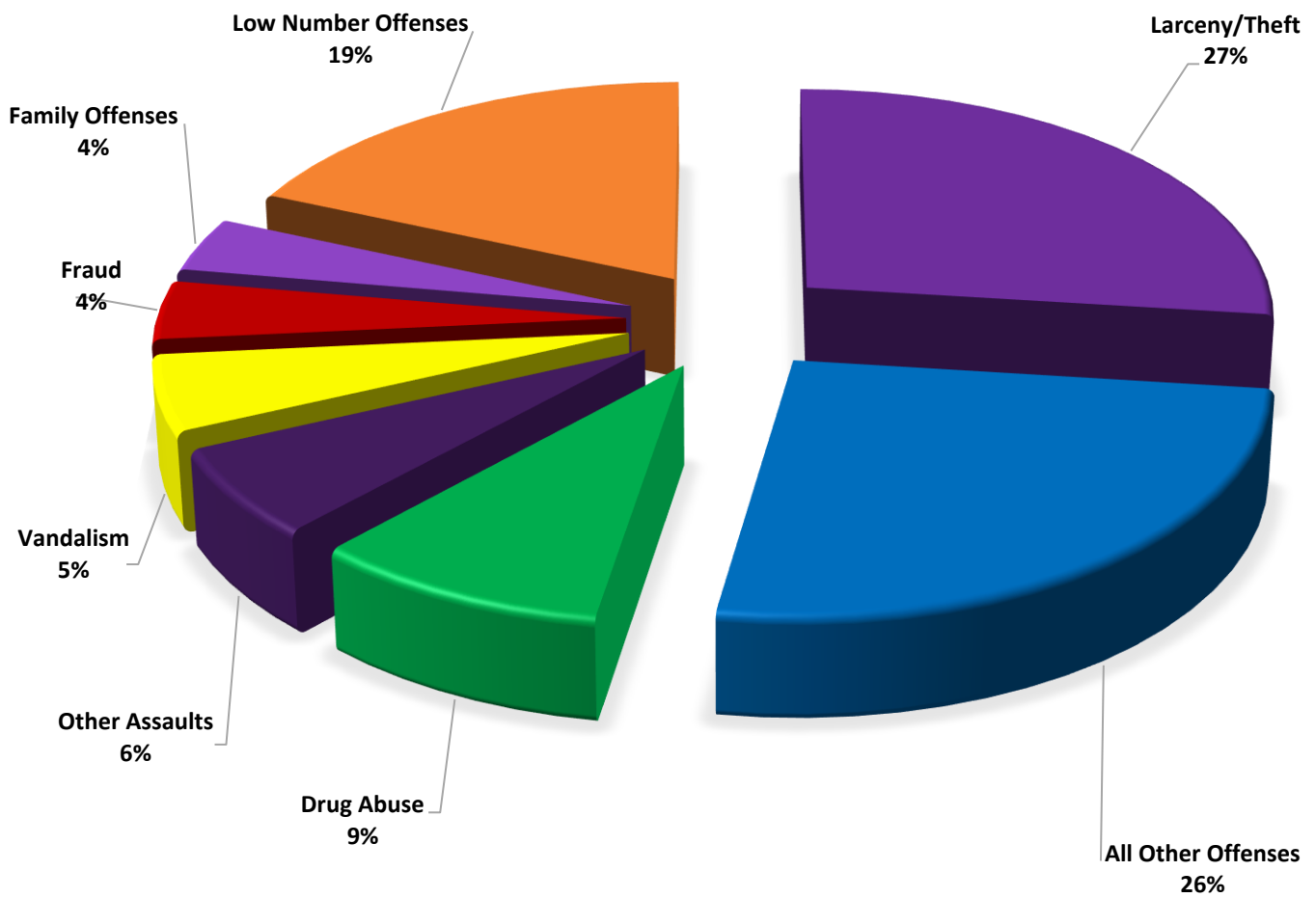
These figures represent preliminary counts of original Police Incident Reports and include all offenses within the above listed City Council District only. Full statistical analysis to determine the confidence level of this data has not been performed. The results contained herein are approximate in relation to the listed area and may not fully coincide with data shown in other areas of SLCPD's Crime Statistics page such as Calls for Service, Crimes Trending, and Crime Reports due to and reflective of departmental procedures that were in place at the time the event occurred and the date this data was compiled. Results displayed are not distinguished as attempted or completed crimes, do not include other calls for police service, and only represent police service where a report was made. Police Incident Reports are classified by primary offense categories as defined by the Uniform Crime Reporting (UCR) system, however for this report all offenses are included, and each incident may have more than one offense listed on it. In cases where there is more than one offense listed, all offenses are counted individually. Although every reasonable verification effort is made, the accuracy of any data is subject to the constraints of the report generation process as well as the manner, format, and point in time of any query.

-
- PART I OFFENSES:** Chosen by the FBI as Part I Offenses because they are serious crimes that occur with regularity in all areas of the country and are likely to be reported to Police.
- PART II OFFENSES:** All other crimes other than the eight Part I Offenses. The Uniform Crime Reporting Program gathers only arrest data for Part II Offenses, however, SLCPD results displayed in this document display all Part II Offenses, regardless of the presence of arrest data.
- ALL OTHER OFFENSES:** Under the Part II Offense section, 'All Other Offenses' include Peeping Tom, Trespass, Kidnap/Abduction, Pornography, Extortion/Blackmail, Bribery, Warrants, Sexual Offenses, Obstruction, Public Peace, and Hit & Run.
- NON-UCR OFFENSES:** Non-UCR Offenses include reports for all other offenses not classified as a Part I or Part II Offense. Results displayed separate some of these offenses such as Ambulance Calls, Deaths, Missing Persons, Suicides, Suspicious Activity, and Traffic Accidents.
- ALL OTHER NON-UCR:** Under the Non-UCR category, 'All Other' include the remainder of offenses not classified as Part I or Part II and not separated from the Non-UCR Offenses. These include things such as Loud Parties, Barking Dogs, Mentally Ill Subjects, Citizen Assistance, etc.
- LOW NUMBER OFFENSES:** On page two, in the interest of space and allowing for easier viewing, the category titled 'Low Number Offenses' include Part I and Part II Offenses from page one that have totals under the amount of 23.

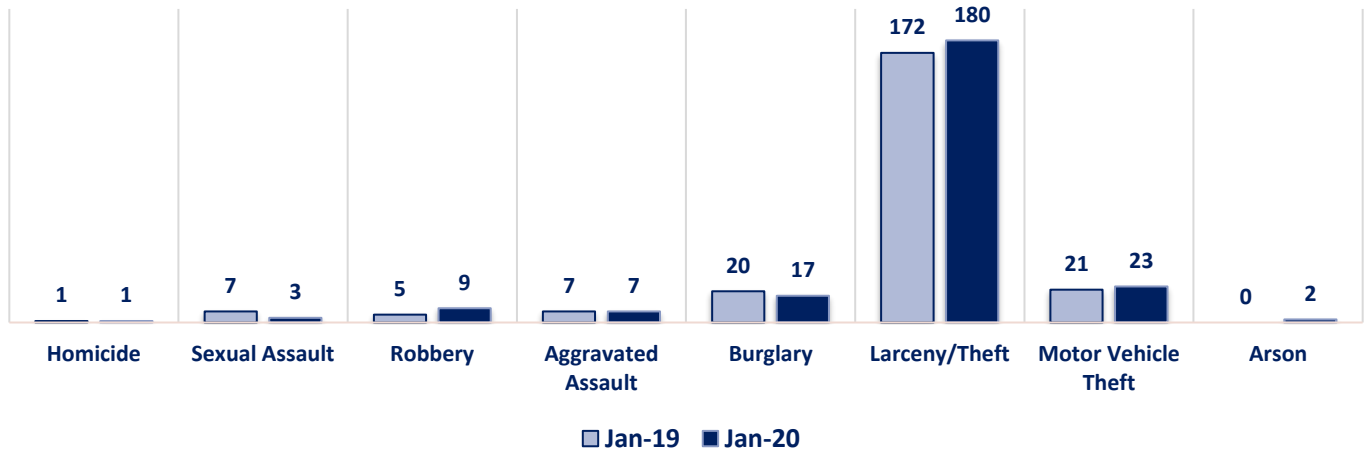
Offenses

		OFFENSE	JAN 19	JAN 20	OFFENSE	JAN 19	JAN 20
PART I OFFENSES	VIOLENT	Homicide	1	1	Other Assaults	53	42
		Sexual Assault	7	3	Forgery/Counterfeit	3	6
		Robbery	5	9	Fraud	20	28
		Aggravated Assault	7	7	Embezzlement	0	1
		Burglary	20	17	Stolen Property	2	6
	PROPERTY	Larceny/Theft	172	180	Vandalism	41	36
		Motor Vehicle Theft	21	23	Weapons	4	1
		Arson	0	2	Prostitution	8	2
		PART I TOTALS	233	242	Sex Offenses	6	4
NON-UCR OFFENSES	Ambulance Calls	32	29	Drug Abuse	86	62	
	Deaths	4	8	Gambling	1	0	
	Missing Persons	2	3	Family Offenses	27	26	
	Suicides	1	1	DUI	15	10	
	Suspicious Activity	19	23	Liquor Laws	3	2	
	Traffic Accidents	77	51	Drunkenness	8	14	
	All Other	245	194	Disorderly Conduct	8	8	
	NON-UCR TOTALS	380	309	All Other Offenses	192	171	
	PART I OFFENSES	233	242	Curfew/Loitering	0	0	
	PART II OFFENSES	479	426	Runaway	2	7	
TOTALS	NON-UCR OFFENSES	380	309	PART II TOTALS	479	426	
	TOTAL	1092	977				

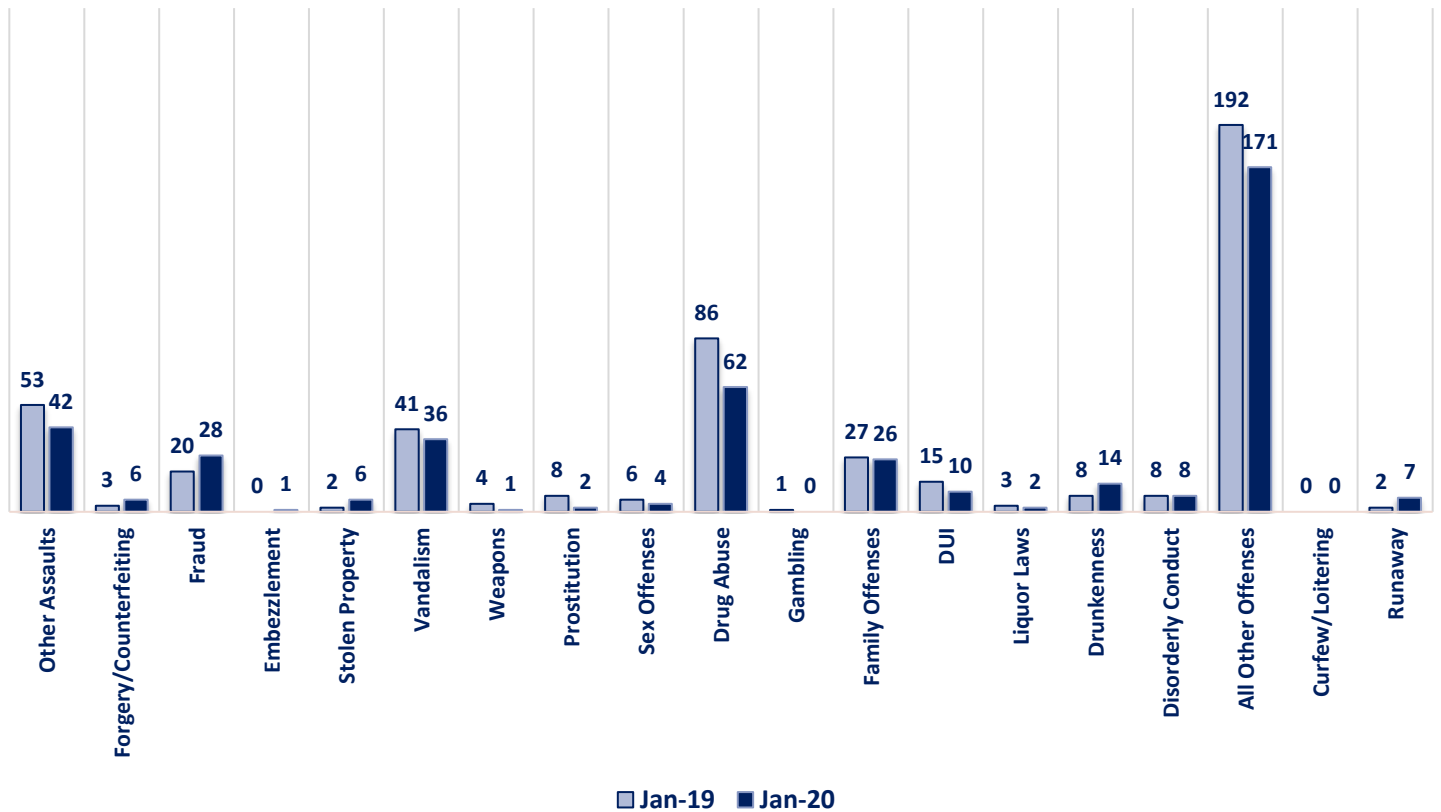
JANUARY 2020- PART I & II OFFENSE PERCENTAGES



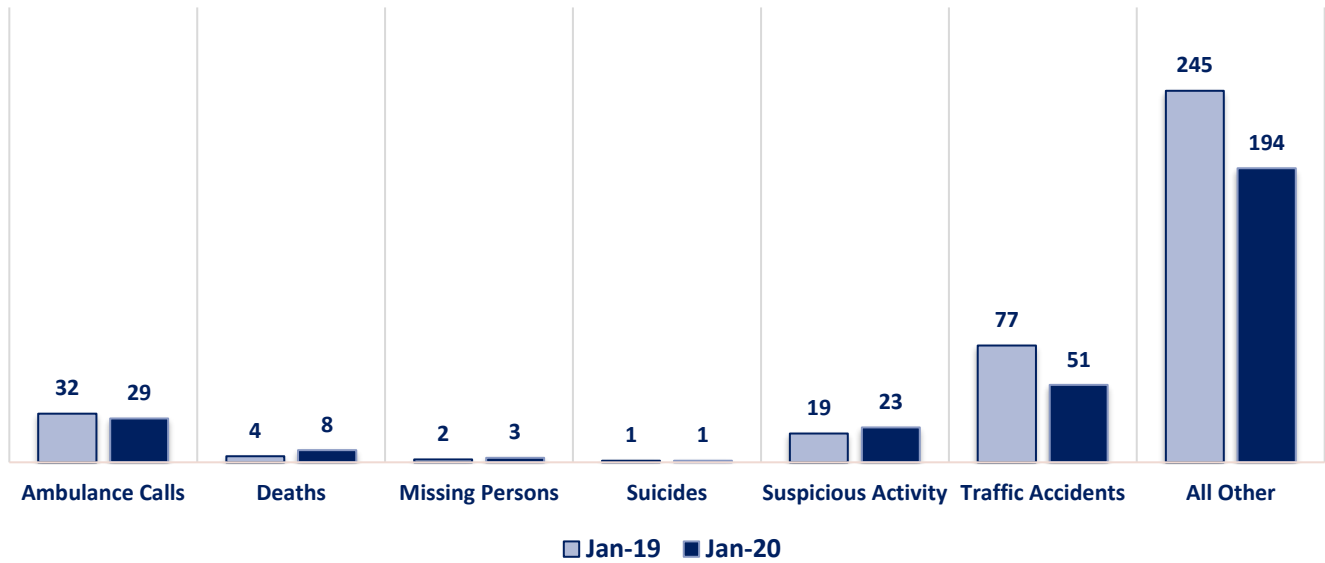
Part I Offenses



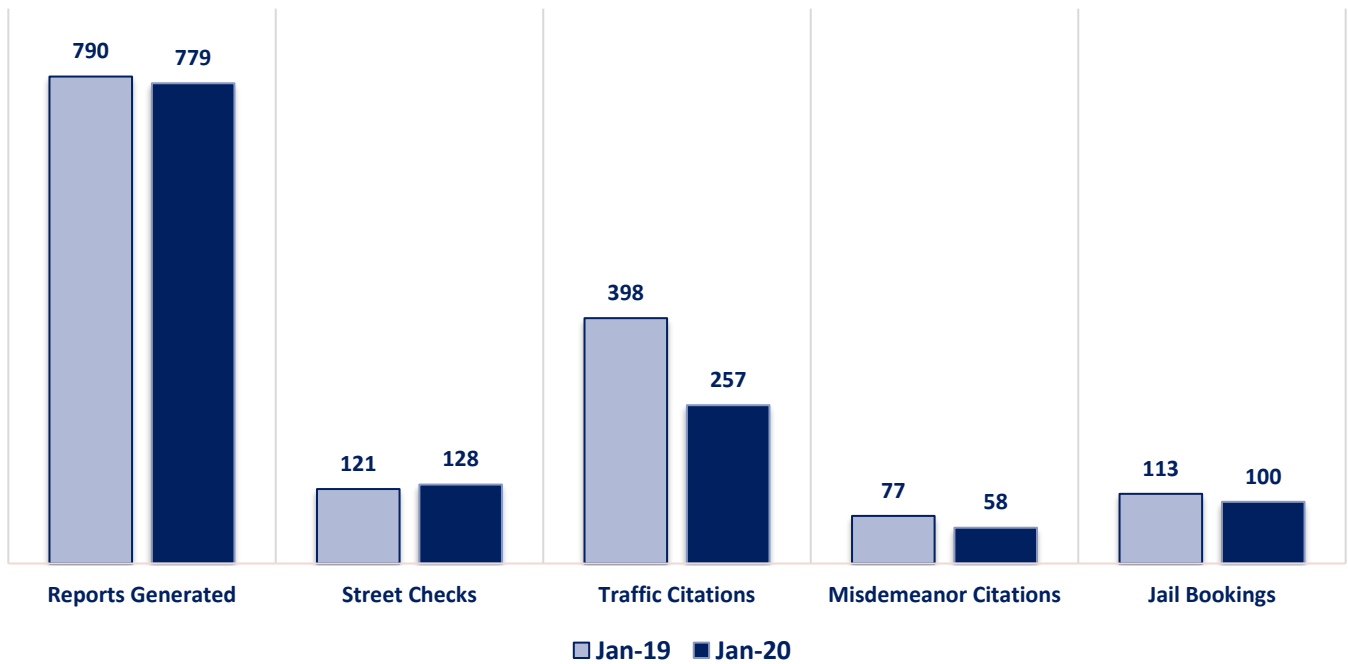
Part II Offenses



Non-UCR Offenses

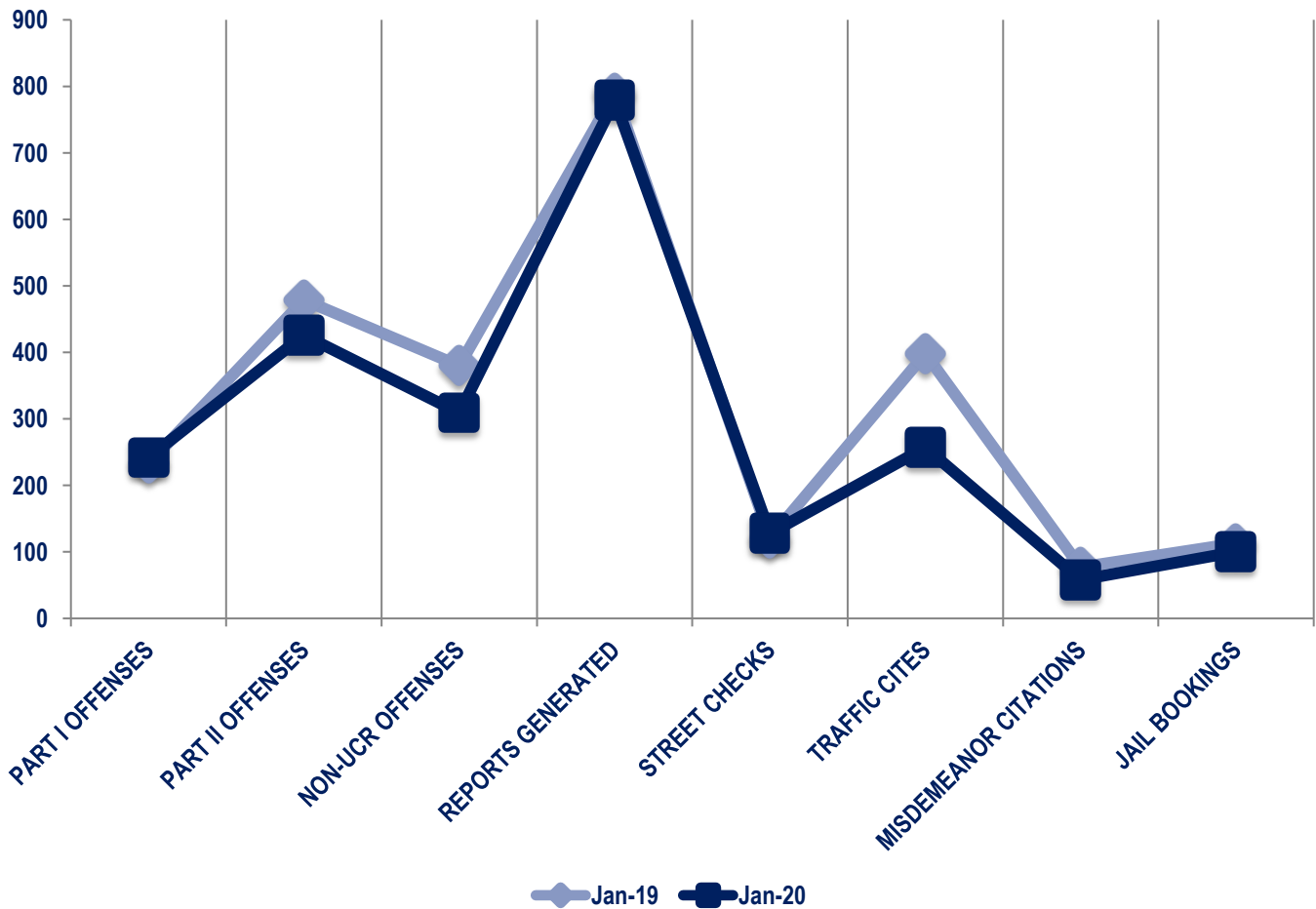


Other Event Totals



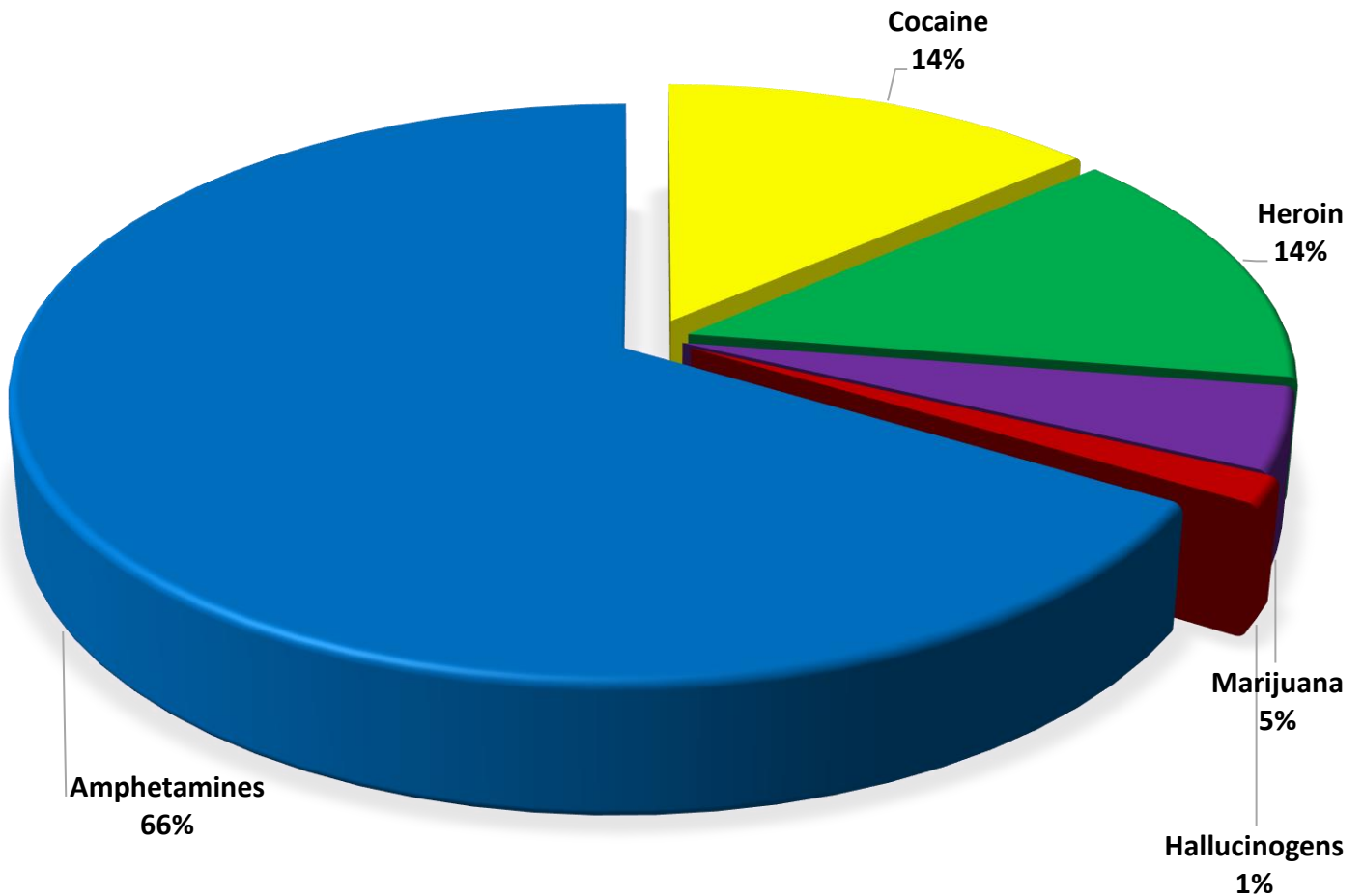
Combined Offense/Event Trends

	JAN 2019	JAN 2020
Part I Offenses	233	242
Part II Offenses	479	426
NonUCR Offenses	380	309
Reports Generated	790	779
Street Checks	121	128
Traffic Citations	398	257
Misdemeanor Citations	77	58
Jail Bookings	113	100



Seized Drugs

TYPE	DOSES	STREET VALUE	
Cocaine	310.0	\$	3,100.00
Heroin	314.8	\$	3,147.70
Marijuana	104.9	\$	629.64
Hallucinogens	35.1	\$	70.20
Amphetamines	1513.5	\$	15,135.24
TOTAL	2278.3	\$	22,082.78



Part I & II Offenses - One Year

