



## CITY COUNCIL DISTRICT #4 MONTHLY OFFENSE SUMMARY

February 2020

These figures represent preliminary counts of original Police Incident Reports and include all offenses within the above listed City Council District only. Full statistical analysis to determine the confidence level of this data has not been performed. The results contained herein are approximate in relation to the listed area and may not fully coincide with data shown in other areas of SLCPD's Crime Statistics page such as Calls for Service, Crimes Trending, and Crime Reports due to and reflective of departmental procedures that were in place at the time the event occurred and the date this data was compiled. Results displayed are not distinguished as attempted or completed crimes, do not include other calls for police service, and only represent police service where a report was made. Police Incident Reports are classified by primary offense categories as defined by the Uniform Crime Reporting (UCR) system, however for this report all offenses are included, and each incident may have more than one offense listed on it. In cases where there is more than one offense listed, all offenses are counted individually. Although every reasonable verification effort is made, the accuracy of any data is subject to the constraints of the report generation process as well as the manner, format, and point in time of any query.

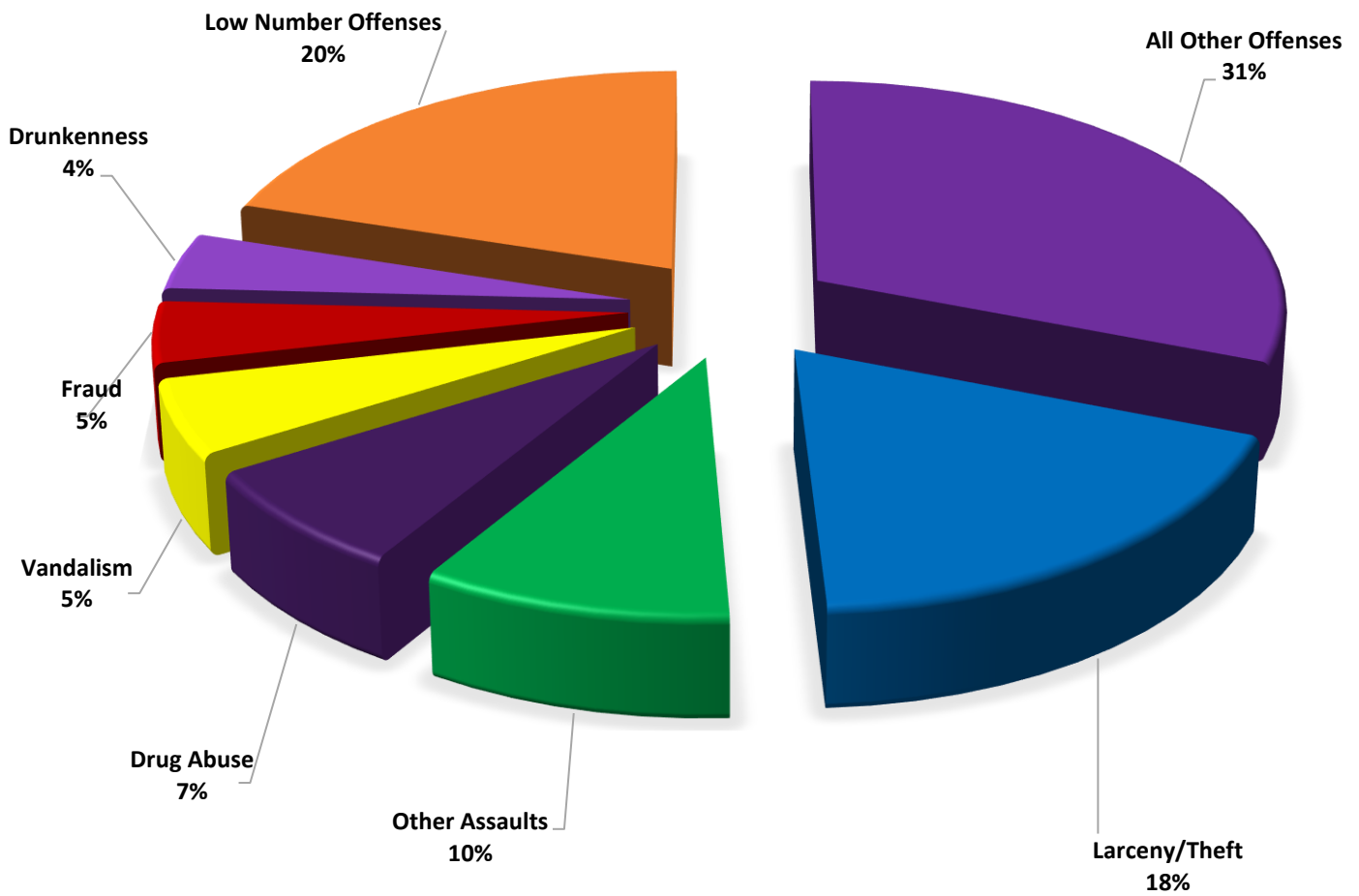
---

<b>PART I OFFENSES:</b>	Chosen by the FBI as Part I Offenses because they are serious crimes that occur with regularity in all areas of the country and are likely to be reported to Police.
<b>PART II OFFENSES:</b>	All other crimes other than the eight Part I Offenses. The Uniform Crime Reporting Program gathers only arrest data for Part II Offenses, however, SLCPD results displayed in this document display all Part II Offenses, regardless of the presence of arrest data.
<b>ALL OTHER OFFENSES:</b>	Under the Part II Offense section, 'All Other Offenses' include Peeping Tom, Trespass, Kidnap/Abduction, Pornography, Extortion/Blackmail, Bribery, Warrants, Sexual Offenses, Obstruction, Public Peace, and Hit & Run.
<b>NON-UCR OFFENSES:</b>	Non-UCR Offenses include reports for all other offenses not classified as a Part I or Part II Offense. Results displayed separate some of these offenses such as Ambulance Calls, Deaths, Missing Persons, Suicides, Suspicious Activity, and Traffic Accidents.
<b>ALL OTHER NON-UCR:</b>	Under the Non-UCR category, 'All Other' include the remainder of offenses not classified as Part I or Part II and not separated from the Non-UCR Offenses. These include things such as Loud Parties, Barking Dogs, Mentally Ill Subjects, Citizen Assistance, etc.
<b>LOW NUMBER OFFENSES:</b>	On page two, in the interest of space and allowing for easier viewing, the category titled 'Low Number Offenses' include Part I and Part II Offenses from page one that have totals under the amount of 33.

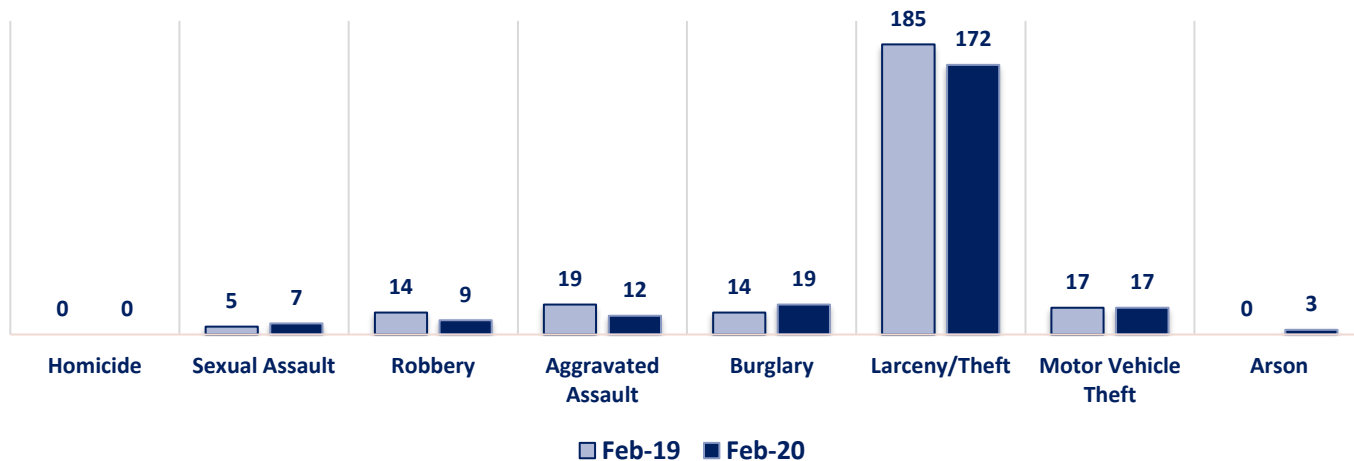
### Offenses

		OFFENSE	FEB 19	FEB 20	OFFENSE	FEB 19	FEB 20
<b>PART I OFFENSES</b>	<b>VIOLENT</b>	Homicide	0	0	Other Assaults	76	90
		Sexual Assault	5	7	Forgery/Counterfeit	16	8
		Robbery	14	9	Fraud	37	41
		Aggravated Assault	19	12	Embezzlement	0	1
	<b>PROPERTY</b>	Burglary	14	19	Stolen Property	9	7
		Larceny/Theft	185	172	Vandalism	52	50
		Motor Vehicle Theft	17	17	Weapons	4	11
		Arson	0	3	Prostitution	4	1
<b>PART I TOTALS</b>		<b>254</b>	<b>239</b>	Sex Offenses	7	2	
<b>NON-UCR OFFENSES</b>	Ambulance Calls	60	68	Drug Abuse	57	69	
	Deaths	5	11	Gambling	0	0	
	Missing Persons	17	17	Family Offenses	38	33	
	Suicides	2	0	DUI	20	18	
	Suspicious Activity	22	39	Liquor Laws	7	12	
	Traffic Accidents	118	98	Drunkenness	43	38	
	All Other	328	344	Disorderly Conduct	33	23	
	<b>NON-UCR TOTALS</b>		<b>552</b>	<b>577</b>	All Other Offenses	274	290
<b>TOTALS</b>	<b>PART I OFFENSES</b>	<b>254</b>	<b>239</b>	Curfew/Loitering	0	0	
	<b>PART II OFFENSES</b>	<b>685</b>	<b>700</b>	Runaway	8	6	
	<b>NON-UCR OFFENSES</b>	<b>552</b>	<b>577</b>	<b>PART II TOTALS</b>	<b>685</b>	<b>700</b>	
	<b>TOTAL</b>	<b>1491</b>	<b>1516</b>				

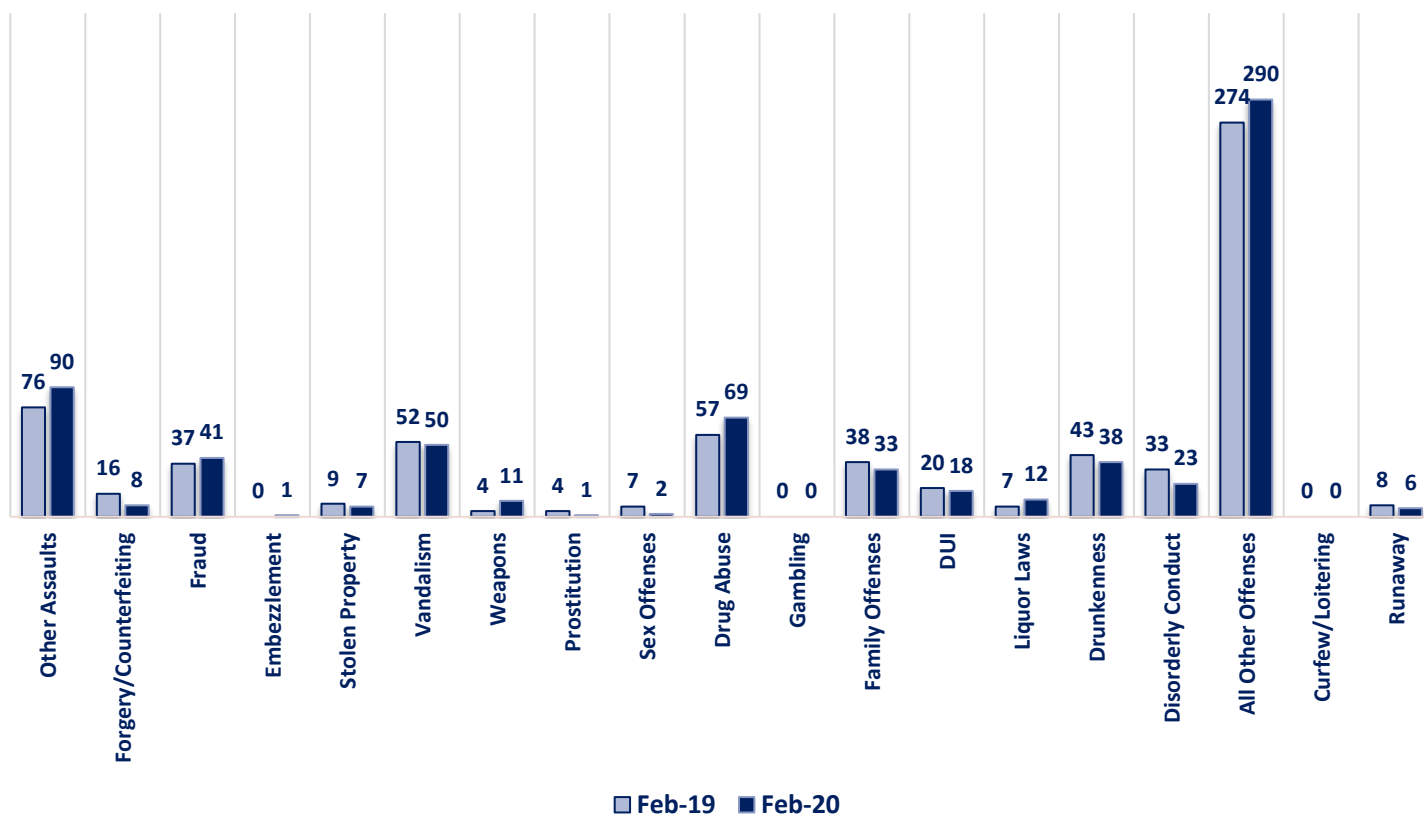
**FEBRUARY 2020- PART I & II OFFENSE PERCENTAGES**



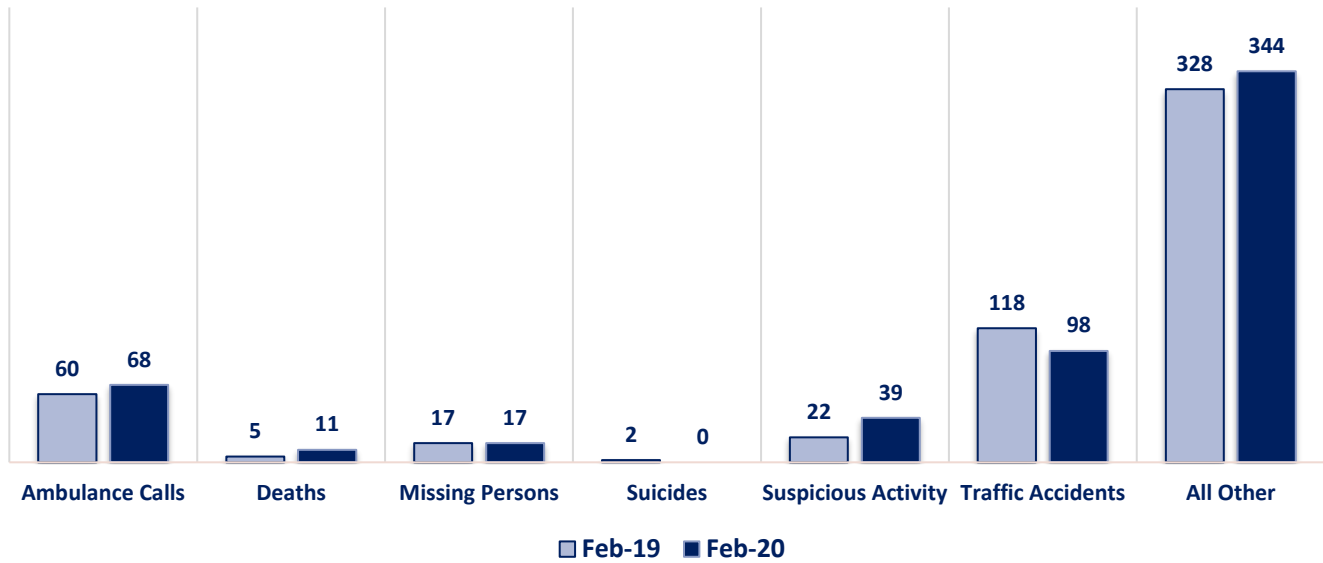
### Part I Offenses



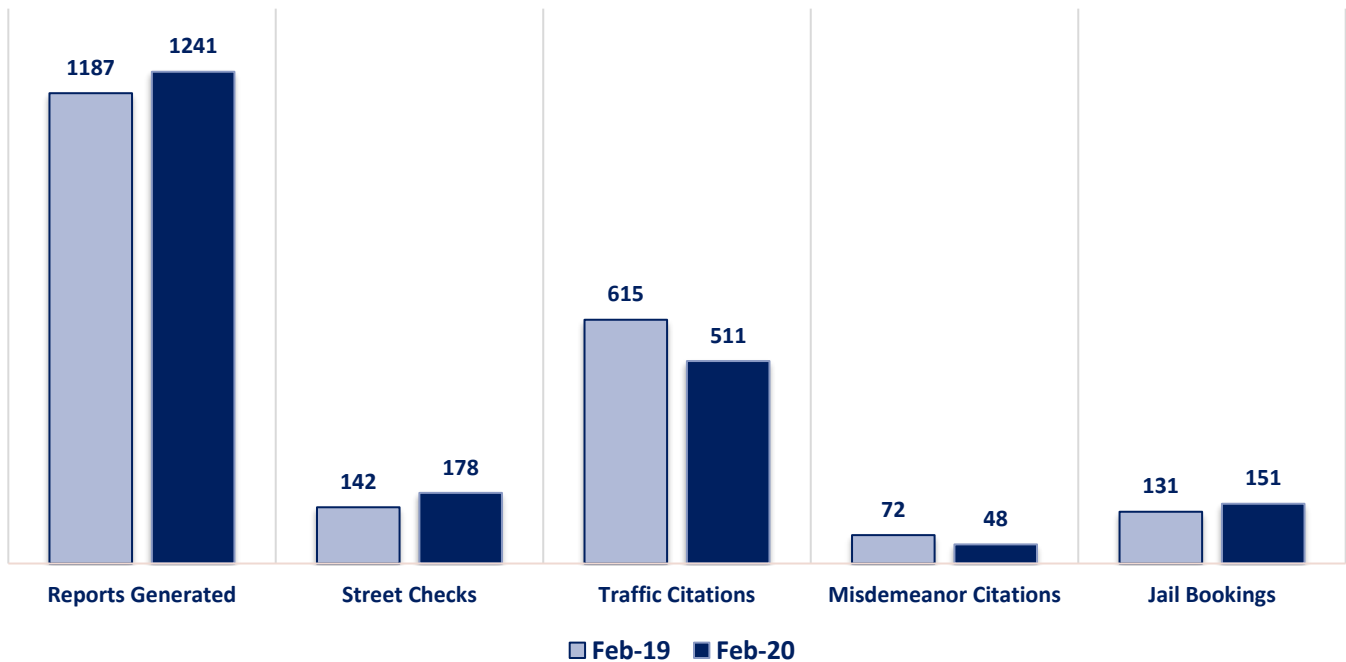
### Part II Offenses



### Non-UCR Offenses

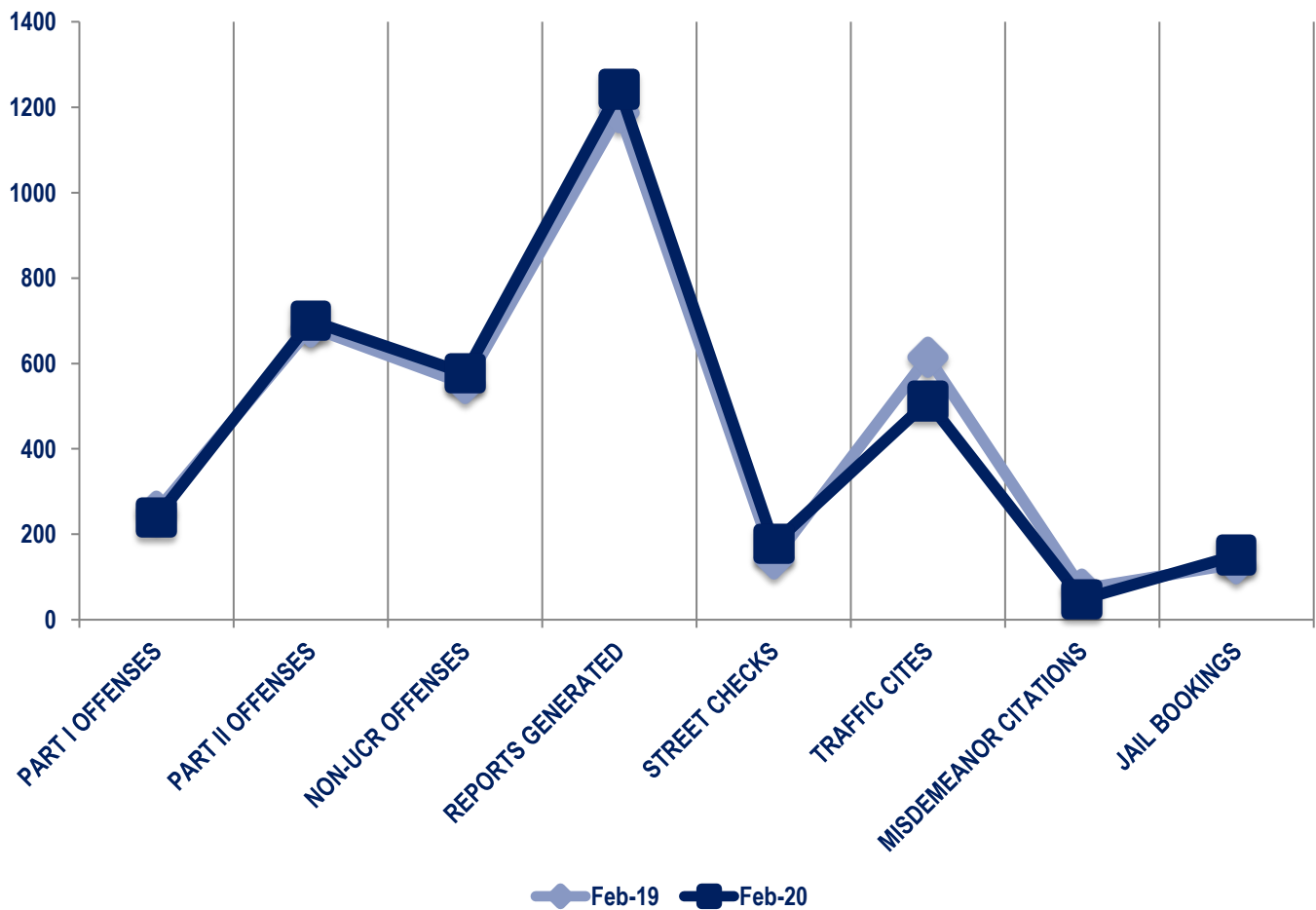


### Other Event Totals



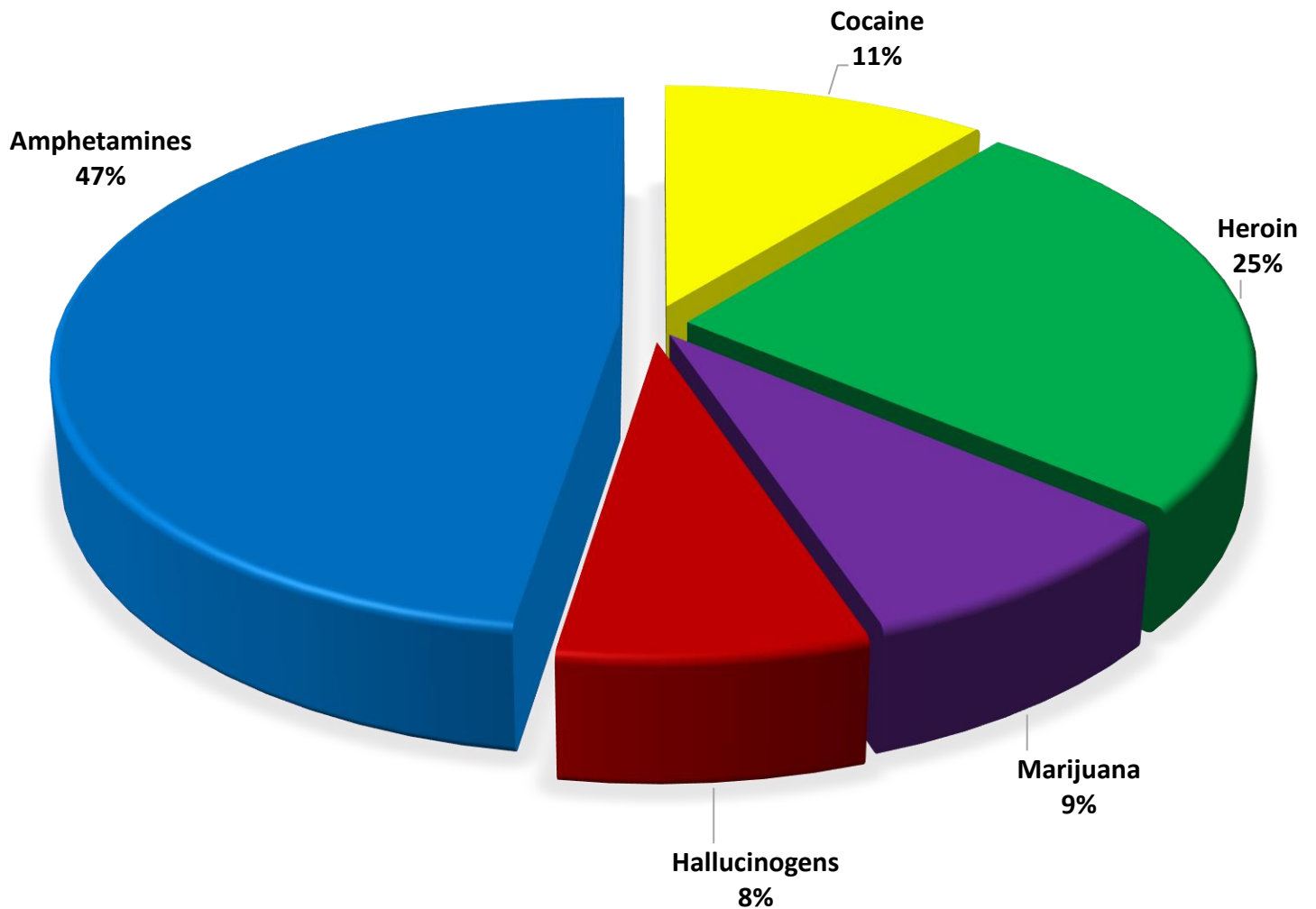
### Combined Offense/Event Trends

	FEB 2019	FEB 2020
<b>Part I Offenses</b>	254	239
<b>Part II Offenses</b>	685	700
<b>NonUCR Offenses</b>	552	577
<b>Reports Generated</b>	1187	1241
<b>Street Checks</b>	142	178
<b>Traffic Citations</b>	615	511
<b>Misdemeanor Citations</b>	72	48
<b>Jail Bookings</b>	131	151



### Seized Drugs

TYPE	DOSES	STREET VALUE	
Cocaine	148.0	\$	1,480.00
Heroin	347.0	\$	3,470.00
Marijuana	117.7	\$	706.13
Hallucinogens	104.5	\$	208.94
Amphetamines	650.0	\$	6,500.00
<b>TOTAL</b>	<b>1367.2</b>	<b>\$</b>	<b>12,365.07</b>



**Part I & II Offenses - One Year**

