



CITY COUNCIL DISTRICT #5 MONTHLY OFFENSE SUMMARY

February 2020

These figures represent preliminary counts of original Police Incident Reports and include all offenses within the above listed City Council District only. Full statistical analysis to determine the confidence level of this data has not been performed. The results contained herein are approximate in relation to the listed area and may not fully coincide with data shown in other areas of SLCPD's Crime Statistics page such as Calls for Service, Crimes Trending, and Crime Reports due to and reflective of departmental procedures that were in place at the time the event occurred and the date this data was compiled. Results displayed are not distinguished as attempted or completed crimes, do not include other calls for police service, and only represent police service where a report was made. Police Incident Reports are classified by primary offense categories as defined by the Uniform Crime Reporting (UCR) system, however for this report all offenses are included, and each incident may have more than one offense listed on it. In cases where there is more than one offense listed, all offenses are counted individually. Although every reasonable verification effort is made, the accuracy of any data is subject to the constraints of the report generation process as well as the manner, format, and point in time of any query.

- PART I OFFENSES:** Chosen by the FBI as Part I Offenses because they are serious crimes that occur with regularity in all areas of the country and are likely to be reported to Police.

- PART II OFFENSES:** All other crimes other than the eight Part I Offenses. The Uniform Crime Reporting Program gathers only arrest data for Part II Offenses, however, SLCPD results displayed in this document display all Part II Offenses, regardless of the presence of arrest data.

- ALL OTHER OFFENSES:** Under the Part II Offense section, 'All Other Offenses' include Peeping Tom, Trespass, Kidnap/Abduction, Pornography, Extortion/Blackmail, Bribery, Warrants, Sexual Offenses, Obstruction, Public Peace, and Hit & Run.

- NON-UCR OFFENSES:** Non-UCR Offenses include reports for all other offenses not classified as a Part I or Part II Offense. Results displayed separate some of these offenses such as Ambulance Calls, Deaths, Missing Persons, Suicides, Suspicious Activity, and Traffic Accidents.

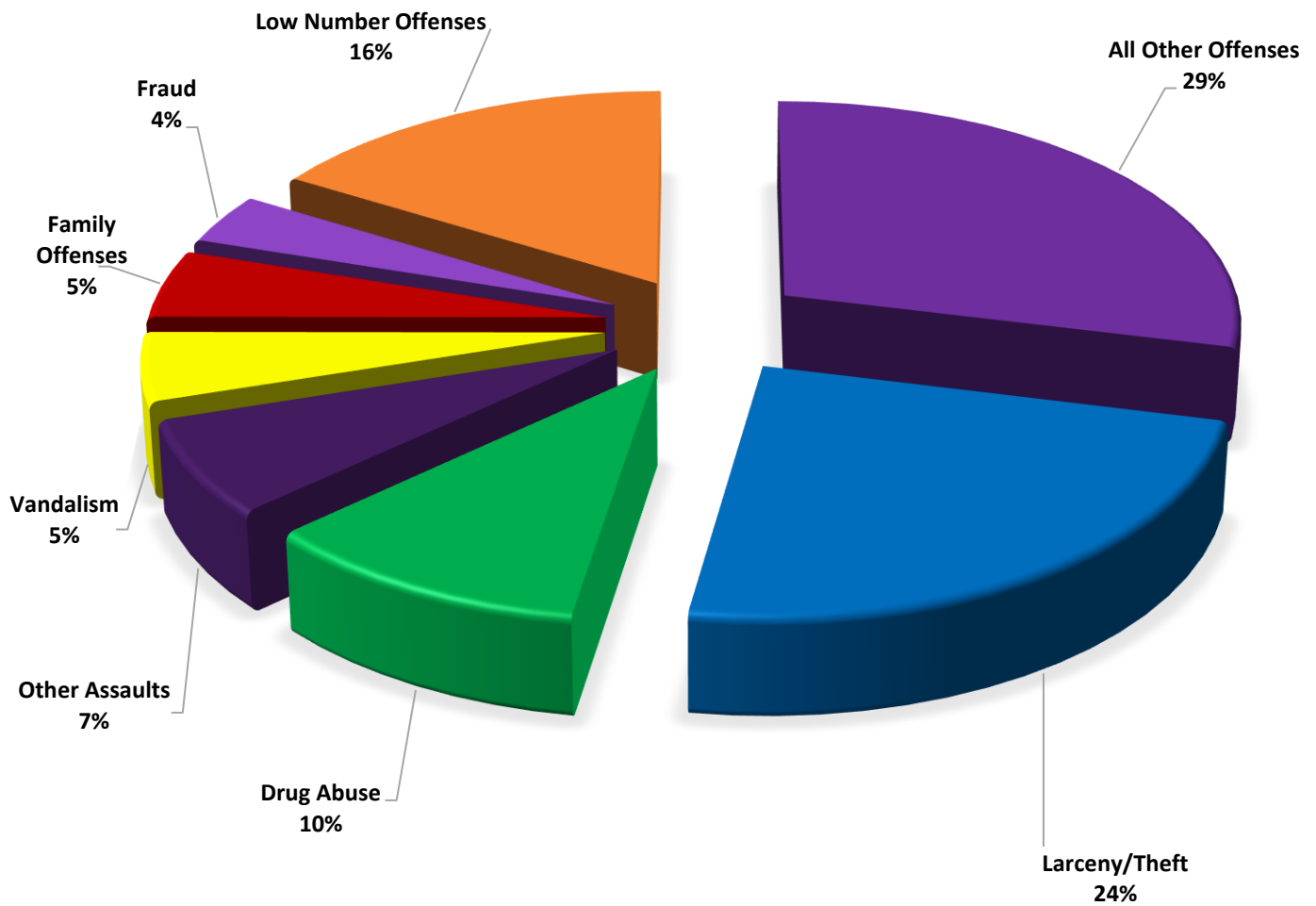
- ALL OTHER NON-UCR:** Under the Non-UCR category, 'All Other' include the remainder of offenses not classified as Part I or Part II and not separated from the Non-UCR Offenses. These include things such as Loud Parties, Barking Dogs, Mentally Ill Subjects, Citizen Assistance, etc.

- LOW NUMBER OFFENSES:** On page two, in the interest of space and allowing for easier viewing, the category titled 'Low Number Offenses' include Part I and Part II Offenses from page one that have totals under the amount of 21.

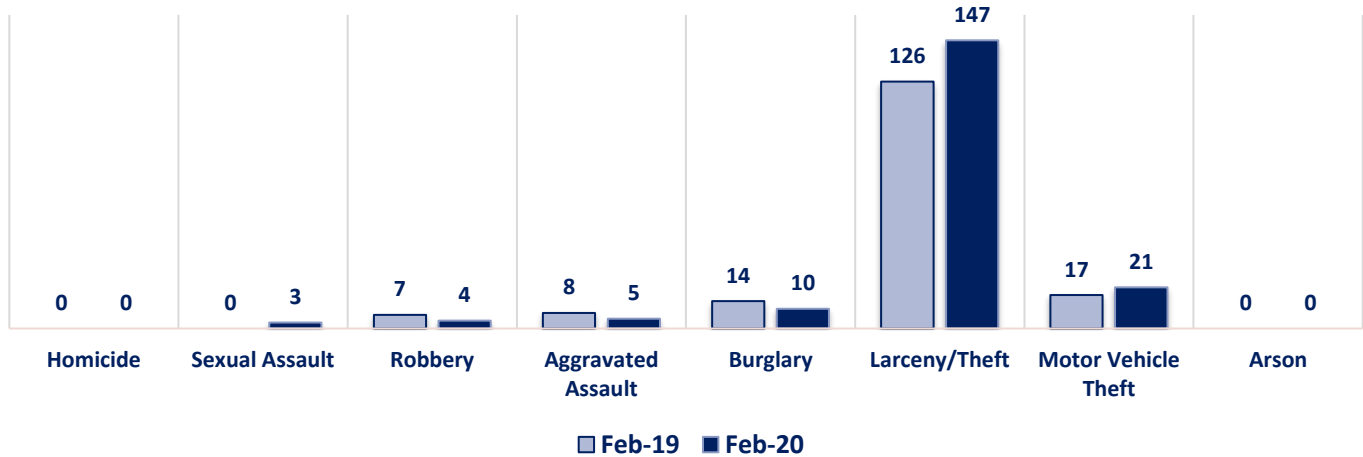
Offenses

		OFFENSE	FEB 19	FEB 20	OFFENSE	FEB 19	FEB 20
PART I OFFENSES	VIOLENT	Homicide	0	0	Other Assaults	42	43
		Sexual Assault	0	3	Forgery/Counterfeit	6	8
		Robbery	7	4	Fraud	36	23
		Aggravated Assault	8	5	Embezzlement	0	0
	PROPERTY	Burglary	14	10	Stolen Property	8	8
		Larceny/Theft	126	147	Vandalism	32	31
		Motor Vehicle Theft	17	21	Weapons	2	4
		Arson	0	0	Prostitution	5	5
PART I TOTALS		172	190	Sex Offenses	2	3	
NON-UCR OFFENSES	Ambulance Calls	24	28	Drug Abuse	74	66	
	Deaths	4	3	Gambling	1	0	
	Missing Persons	3	1	Family Offenses	24	31	
	Suicides	0	2	DUI	10	9	
	Suspicious Activity	17	18	Liquor Laws	1	1	
	Traffic Accidents	62	65	Drunkenness	8	10	
	All Other	195	192	Disorderly Conduct	1	7	
	NON-UCR TOTALS		305	309	All Other Offenses	163	179
TOTALS	PART I OFFENSES	172	190	Curfew/Loitering	0	0	
	PART II OFFENSES	416	431	Runaway	1	3	
	NON-UCR OFFENSES	305	309	PART II TOTALS		416	431
	TOTAL		893	930			

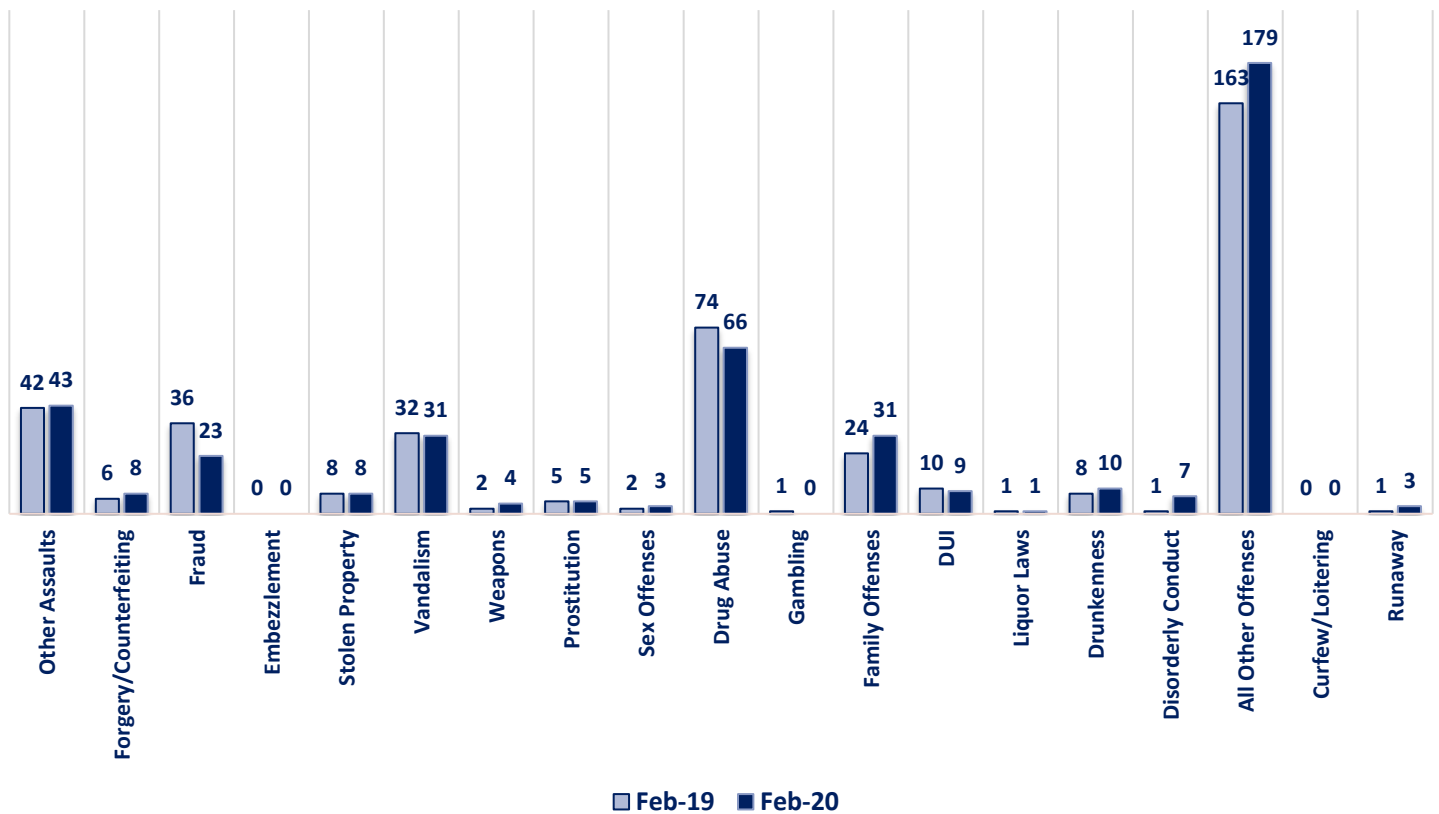
FEBRUARY 2020- PART I & II OFFENSE PERCENTAGES



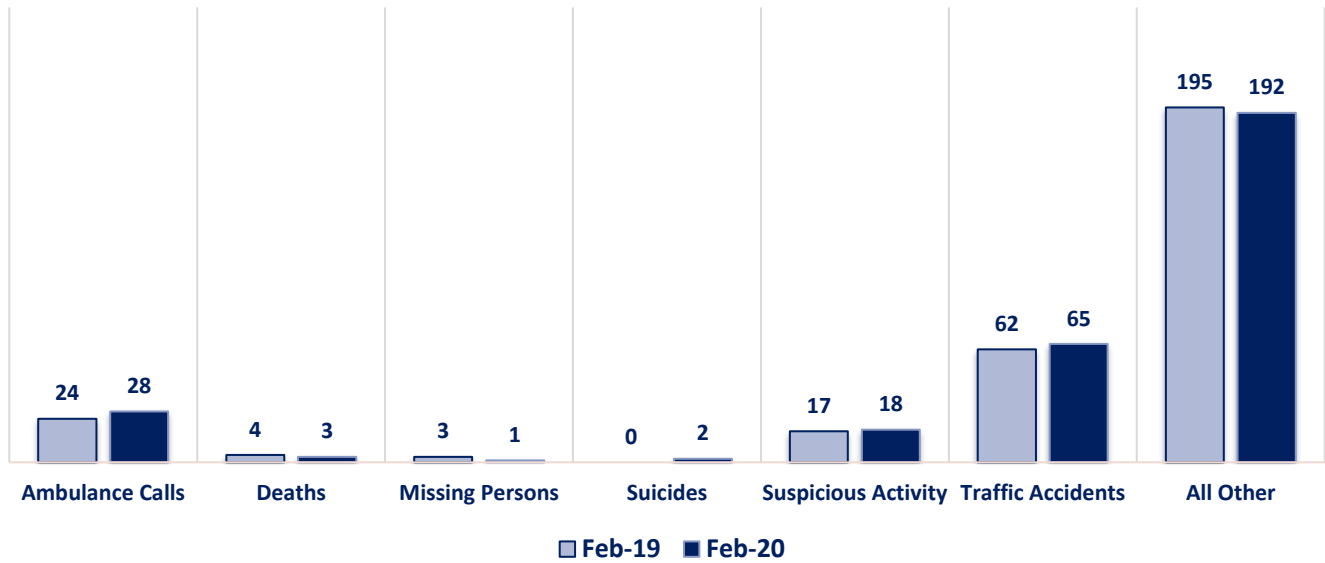
Part I Offenses



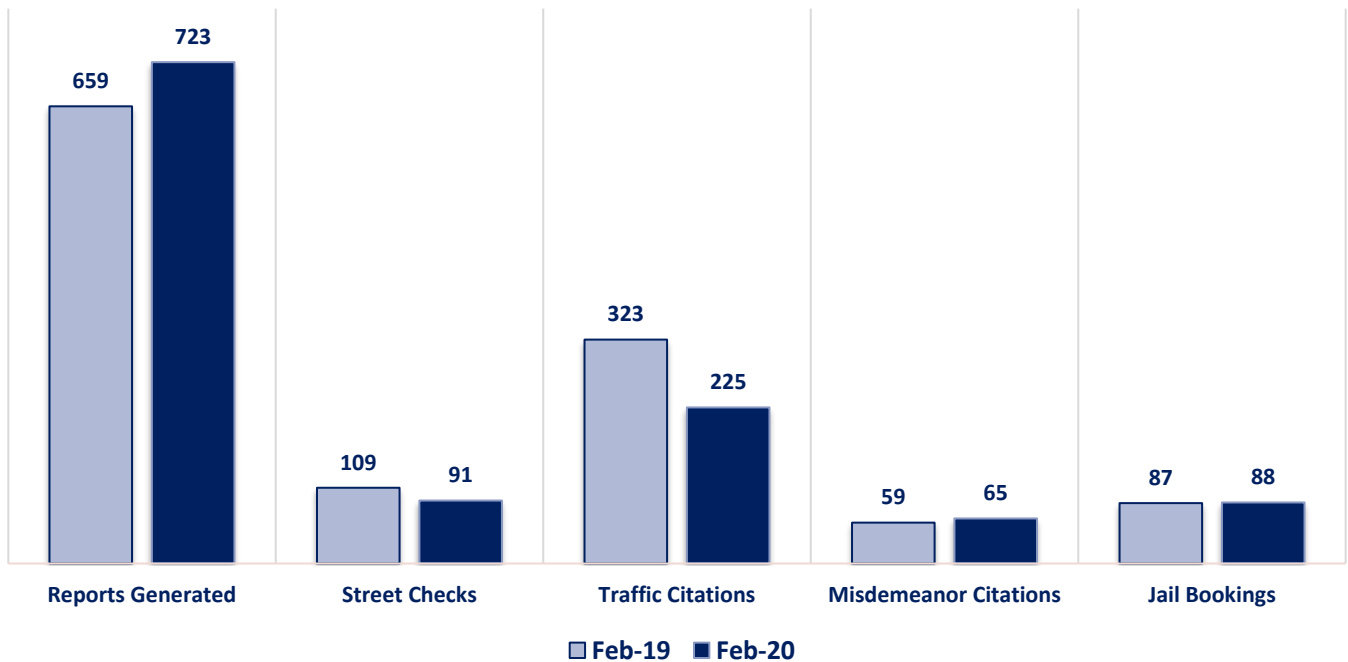
Part II Offenses



Non-UCR Offenses

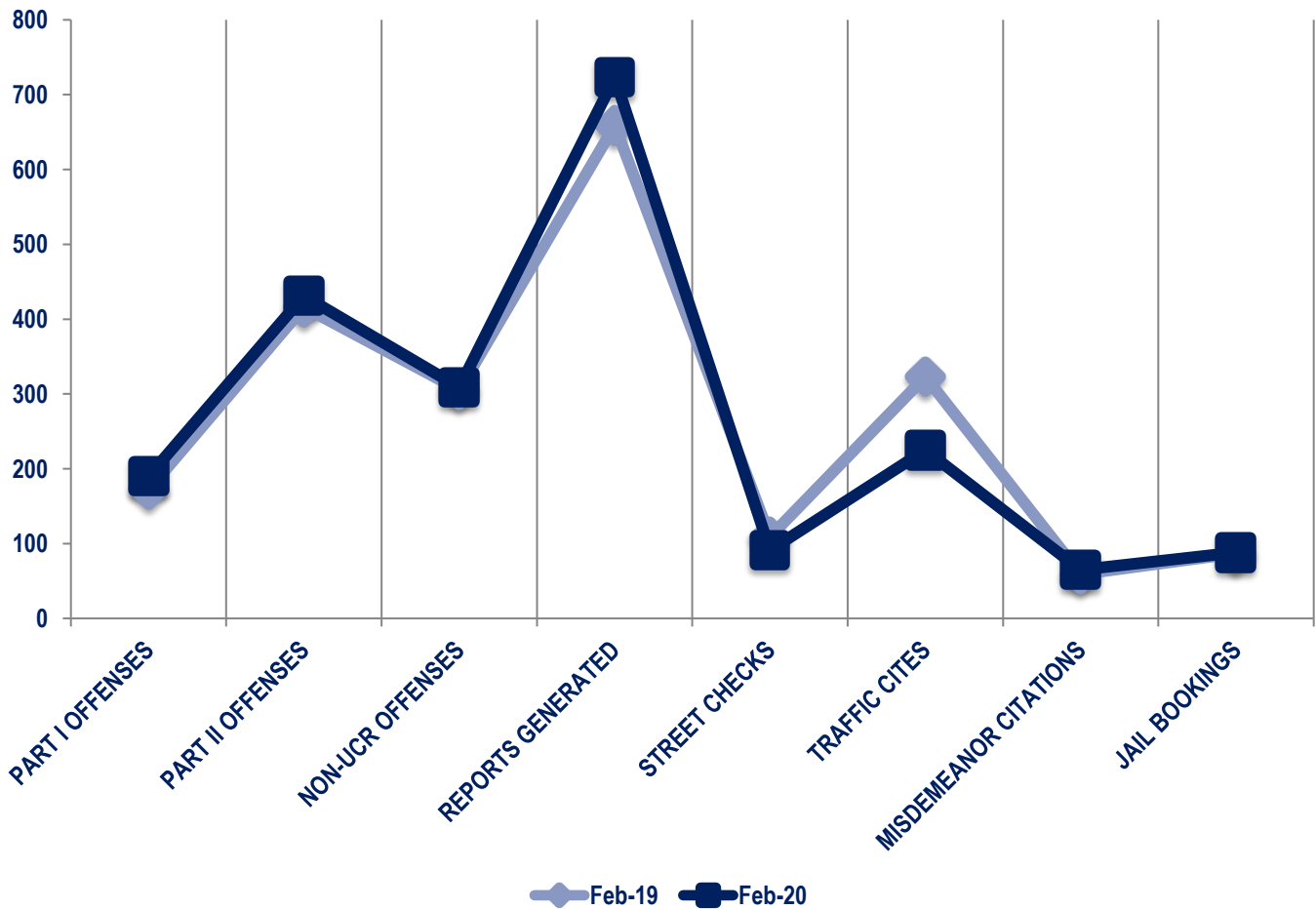


Other Event Totals



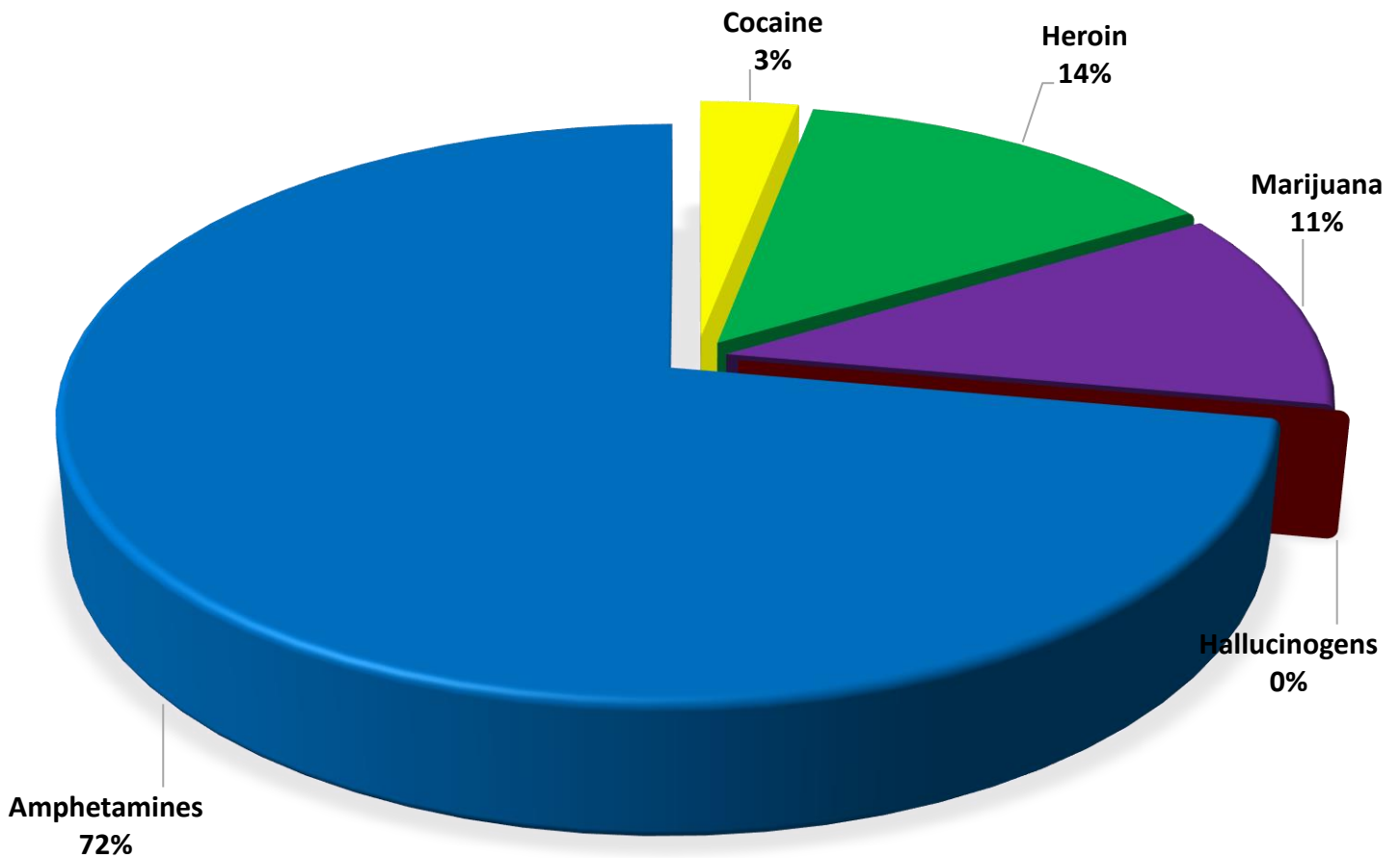
Combined Offense/Event Trends

	FEB 2019	FEB 2020
Part I Offenses	172	190
Part II Offenses	416	431
NonUCR Offenses	305	309
Reports Generated	659	723
Street Checks	109	91
Traffic Citations	323	225
Misdemeanor Citations	59	65
Jail Bookings	87	88



Seized Drugs

TYPE	DOSES	STREET VALUE	
Cocaine	35.0	\$	350.00
Heroin	154.0	\$	1,540.00
Marijuana	130.4	\$	782.14
Hallucinogens	0.0	\$	-
Amphetamines	828.0	\$	8,280.00
TOTAL	1147.4	\$	10,952.14



Part I & II Offenses - One Year

