



CITY COUNCIL DISTRICT #1 MONTHLY OFFENSE SUMMARY

March 2020

These figures represent preliminary counts of original Police Incident Reports and include all offenses within the above listed City Council District only. Full statistical analysis to determine the confidence level of this data has not been performed. The results contained herein are approximate in relation to the listed area and may not fully coincide with data shown in other areas of SLCPD's Crime Statistics page such as Calls for Service, Crimes Trending, and Crime Reports due to and reflective of departmental procedures that were in place at the time the event occurred and the date this data was compiled. Results displayed are not distinguished as attempted or completed crimes, do not include other calls for police service, and only represent police service where a report was made. Police Incident Reports are classified by primary offense categories as defined by the Uniform Crime Reporting (UCR) system, however for this report all offenses are included, and each incident may have more than one offense listed on it. In cases where there is more than one offense listed, all offenses are counted individually. Although every reasonable verification effort is made, the accuracy of any data is subject to the constraints of the report generation process as well as the manner, format, and point in time of any query.

PART I OFFENSES:	Chosen by the FBI as Part I Offenses because they are serious crimes that occur with regularity in all areas of the country and are likely to be reported to Police.
PART II OFFENSES:	All other crimes other than the eight Part I Offenses. The Uniform Crime Reporting Program gathers only arrest data for Part II Offenses, however, SLCPD results displayed in this document display all Part II Offenses, regardless of the presence of arrest data.
ALL OTHER OFFENSES:	Under the Part II Offense section, 'All Other Offenses' include Peeping Tom, Trespass, Kidnap/Abduction, Pornography, Extortion/Blackmail, Bribery, Warrants, Sexual Offenses, Obstruction, Public Peace, and Hit & Run.
NON-UCR OFFENSES:	Non-UCR Offenses include reports for all other offenses not classified as a Part I or Part II Offense. Results displayed separate some of these offenses such as Ambulance Calls, Deaths, Missing Persons, Suicides, Suspicious Activity, and Traffic Accidents.
ALL OTHER NON-UCR:	Under the Non-UCR category, 'All Other' include the remainder of offenses not classified as Part I or Part II and not separated from the Non-UCR Offenses. These include things such as Loud Parties, Barking Dogs, Mentally Ill Subjects, Citizen Assistance, etc.
LOW NUMBER OFFENSES:	On page two, in the interest of space and allowing for easier viewing, the category titled 'Low Number Offenses' include Part I and Part II Offenses from page one that have totals under the amount of 12.

Offenses

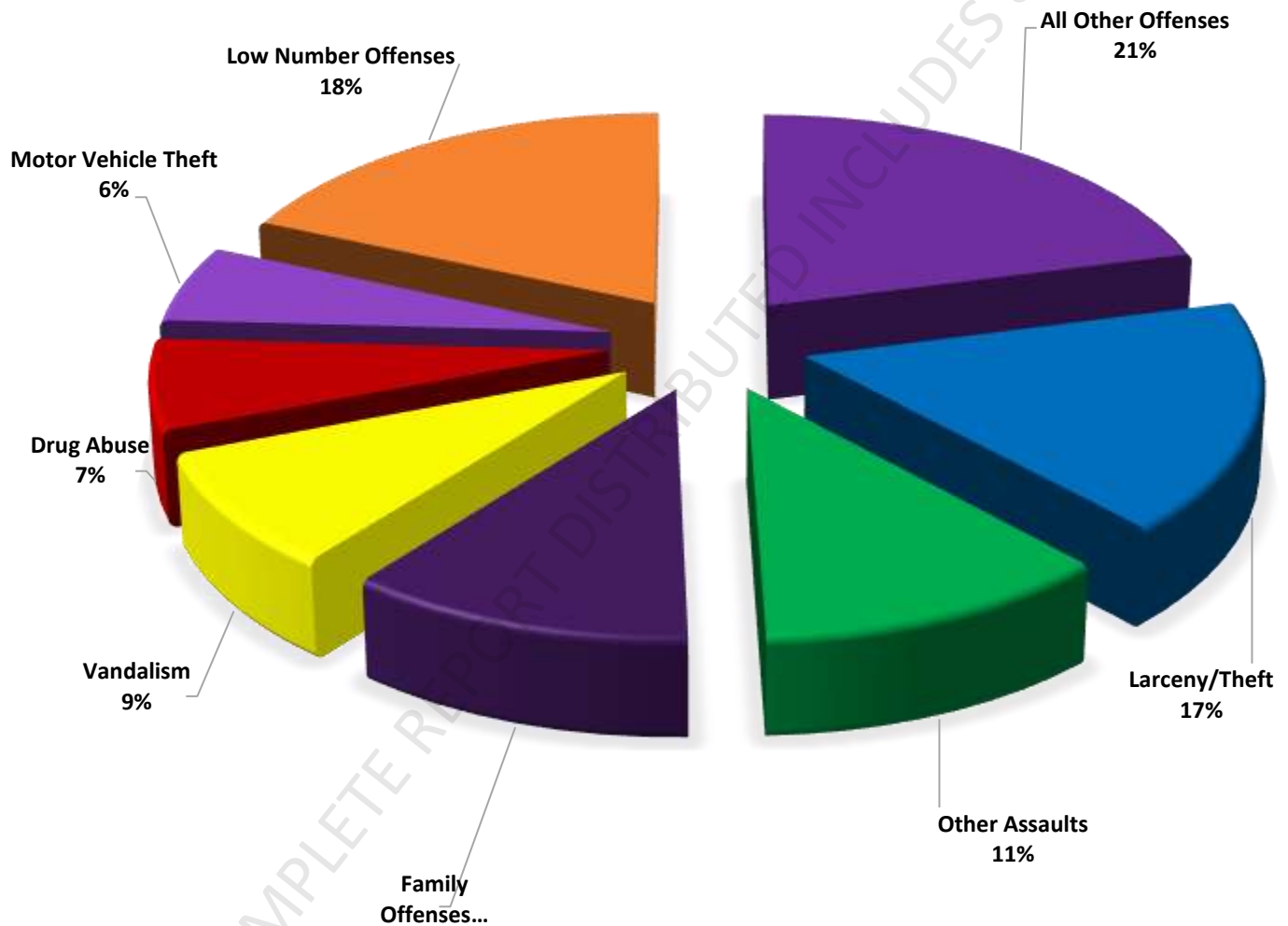
PART I OFFENSES
VIOLENT
PROPERTY

OFFENSE	MAR 19	MAR 20
Homicide	0	0
Sexual Assault	2	1
Robbery	3	3
Aggravated Assault	8	8
Burglary	14	2
Larceny/Theft	48	54
Motor Vehicle Theft	19	18
Arson	1	0
PART I TOTALS	95	86
Ambulance Calls	13	10
Deaths	2	4
Missing Persons	6	2
Suicides	0	0
Suspicious Activity	6	15
Traffic Accidents	22	20
All Other	104	109
NON-UCR TOTALS	153	160
PART I OFFENSES	95	86
PART II OFFENSES	277	229
NON-UCR OFFENSES	153	160
TOTAL	525	475

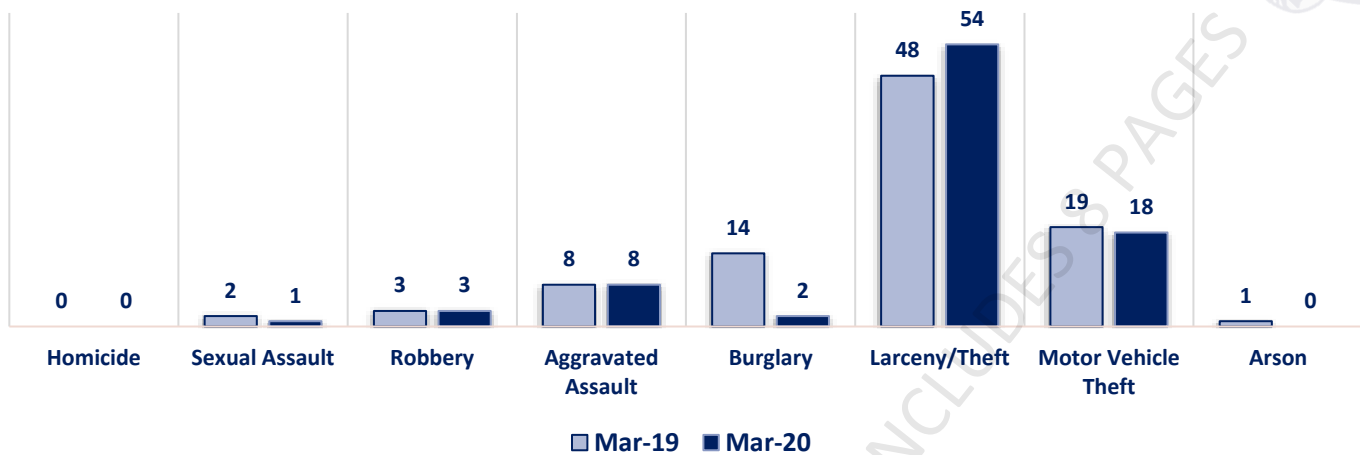
PART II OFFENSES

OFFENSE	MAR 19	MAR 20
Other Assaults	40	36
Forgery/Counterfeit	2	4
Fraud	17	12
Embezzlement	1	0
Stolen Property	3	3
Vandalism	28	27
Weapons	16	7
Prostitution	3	2
Sex Offenses	2	3
Drug Abuse	32	21
Gambling	0	0
Family Offenses	34	35
DUI	3	3
Liquor Laws	0	0
Drunkenness	4	4
Disorderly Conduct	3	1
All Other Offenses	85	66
Curfew/Loitering	0	0
Runaway	4	5
PART II TOTALS	277	229

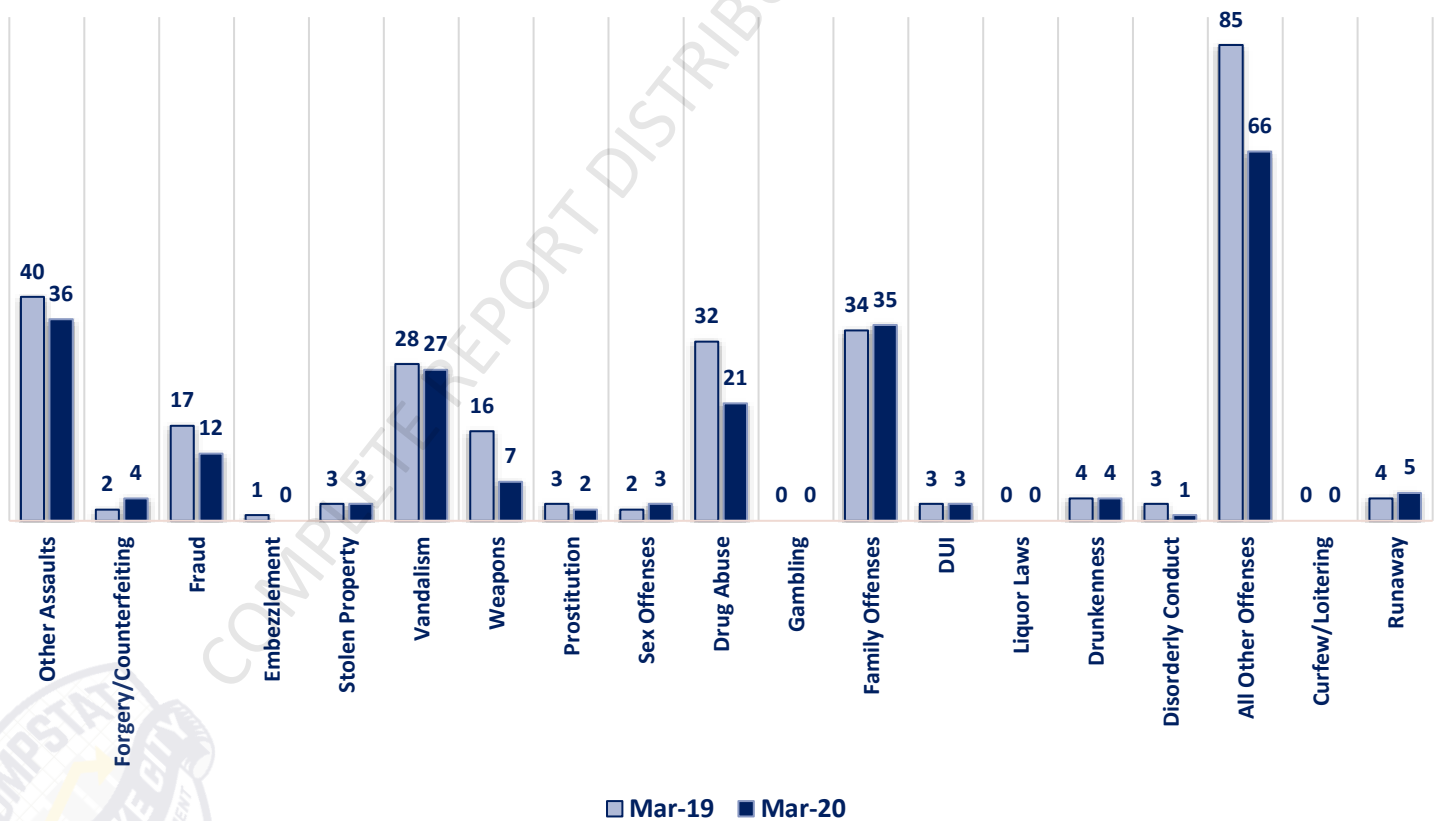
MARCH 2020- PART I & II OFFENSE PERCENTAGES



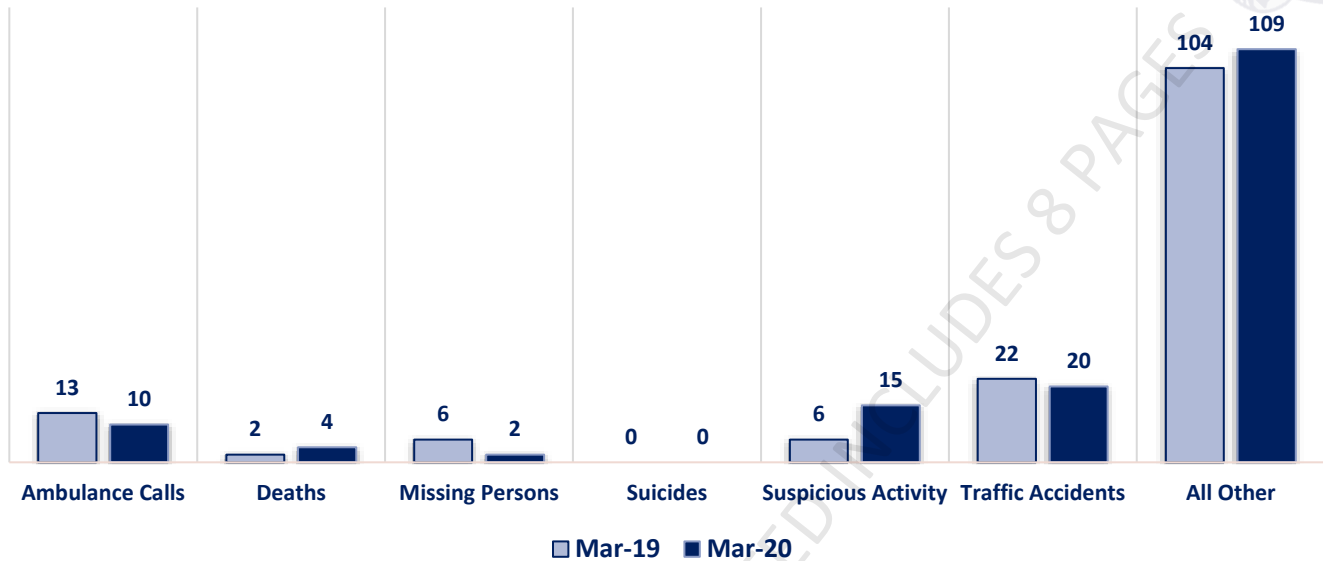
Part I Offenses



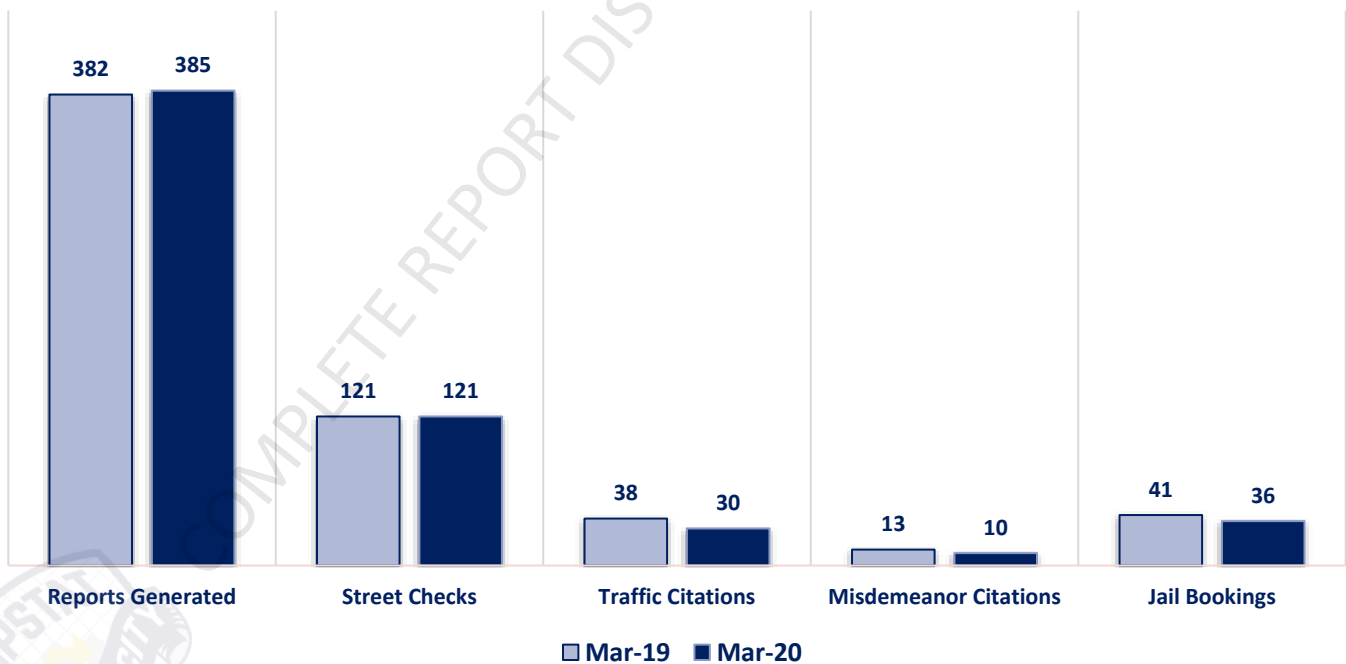
Part II Offenses



Non-UCR Offenses

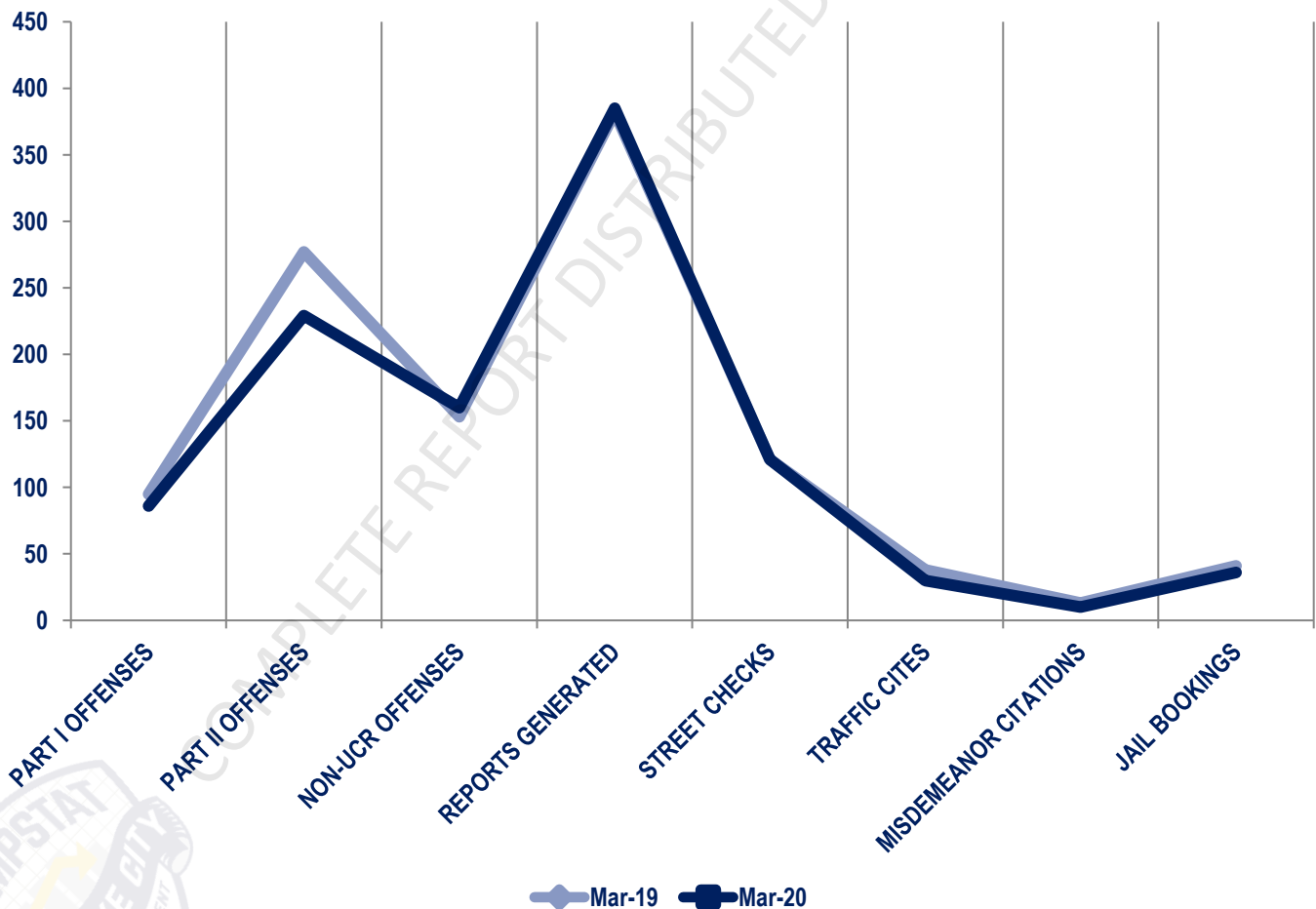


Other Event Totals



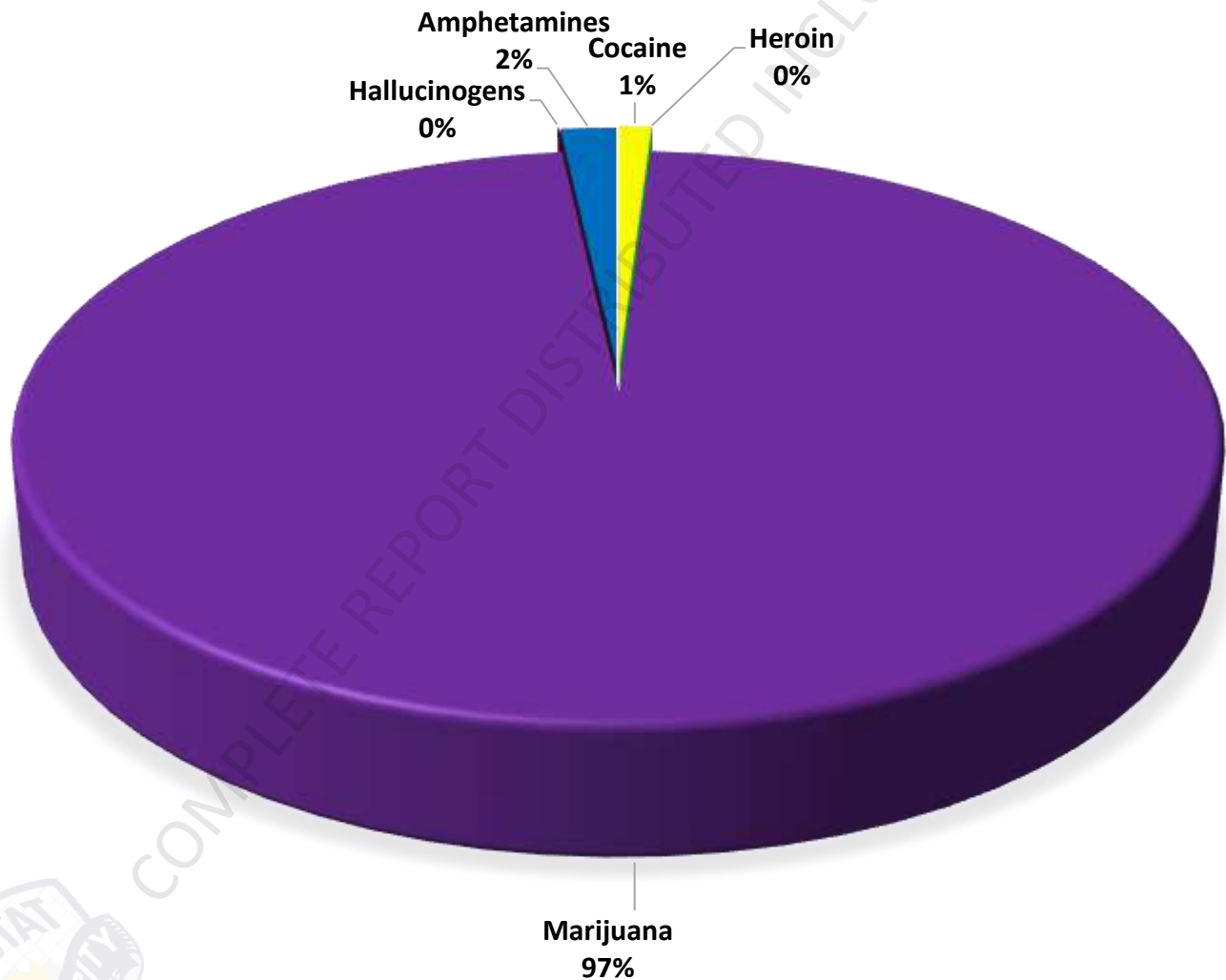
Combined Offense/Event Trends

	MAR 2019	MAR 2020
Part I Offenses	95	86
Part II Offenses	277	229
NonUCR Offenses	153	160
Reports Generated	382	385
Street Checks	121	121
Traffic Citations	38	30
Misdemeanor Citations	13	10
Jail Bookings	41	36



Seized Drugs

TYPE	DOSES	STREET VALUE
Cocaine	60.0	\$ 600.00
Heroin	0.0	\$ -
Marijuana	5830.8	\$ 34,984.77
Hallucinogens	0.0	\$ -
Amphetamines	105.0	\$ 1,050.00
TOTAL	5995.8	\$ 36,634.77



Part I & II Offenses - One Year

