



CITY COUNCIL DISTRICT #4

MONTHLY OFFENSE SUMMARY

March 2020

These figures represent preliminary counts of original Police Incident Reports and include all offenses within the above listed City Council District only. Full statistical analysis to determine the confidence level of this data has not been performed. The results contained herein are approximate in relation to the listed area and may not fully coincide with data shown in other areas of SLCPD's Crime Statistics page such as Calls for Service, Crimes Trending, and Crime Reports due to and reflective of departmental procedures that were in place at the time the event occurred and the date this data was compiled. Results displayed are not distinguished as attempted or completed crimes, do not include other calls for police service, and only represent police service where a report was made. Police Incident Reports are classified by primary offense categories as defined by the Uniform Crime Reporting (UCR) system, however for this report all offenses are included, and each incident may have more than one offense listed on it. In cases where there is more than one offense listed, all offenses are counted individually. Although every reasonable verification effort is made, the accuracy of any data is subject to the constraints of the report generation process as well as the manner, format, and point in time of any query.

PART I OFFENSES:	Chosen by the FBI as Part I Offenses because they are serious crimes that occur with regularity in all areas of the country and are likely to be reported to Police.
PART II OFFENSES:	All other crimes other than the eight Part I Offenses. The Uniform Crime Reporting Program gathers only arrest data for Part II Offenses, however, SLCPD results displayed in this document display all Part II Offenses, regardless of the presence of arrest data.
ALL OTHER OFFENSES:	Under the Part II Offense section, 'All Other Offenses' include Peeping Tom, Trespass, Kidnap/Abduction, Pornography, Extortion/Blackmail, Bribery, Warrants, Sexual Offenses, Obstruction, Public Peace, and Hit & Run.
NON-UCR OFFENSES:	Non-UCR Offenses include reports for all other offenses not classified as a Part I or Part II Offense. Results displayed separate some of these offenses such as Ambulance Calls, Deaths, Missing Persons, Suicides, Suspicious Activity, and Traffic Accidents.
ALL OTHER NON-UCR:	Under the Non-UCR category, 'All Other' include the remainder of offenses not classified as Part I or Part II and not separated from the Non-UCR Offenses. These include things such as Loud Parties, Barking Dogs, Mentally Ill Subjects, Citizen Assistance, etc.
LOW NUMBER OFFENSES:	On page two, in the interest of space and allowing for easier viewing, the category titled 'Low Number Offenses' include Part I and Part II Offenses from page one that have totals under the amount of 32.

Offenses

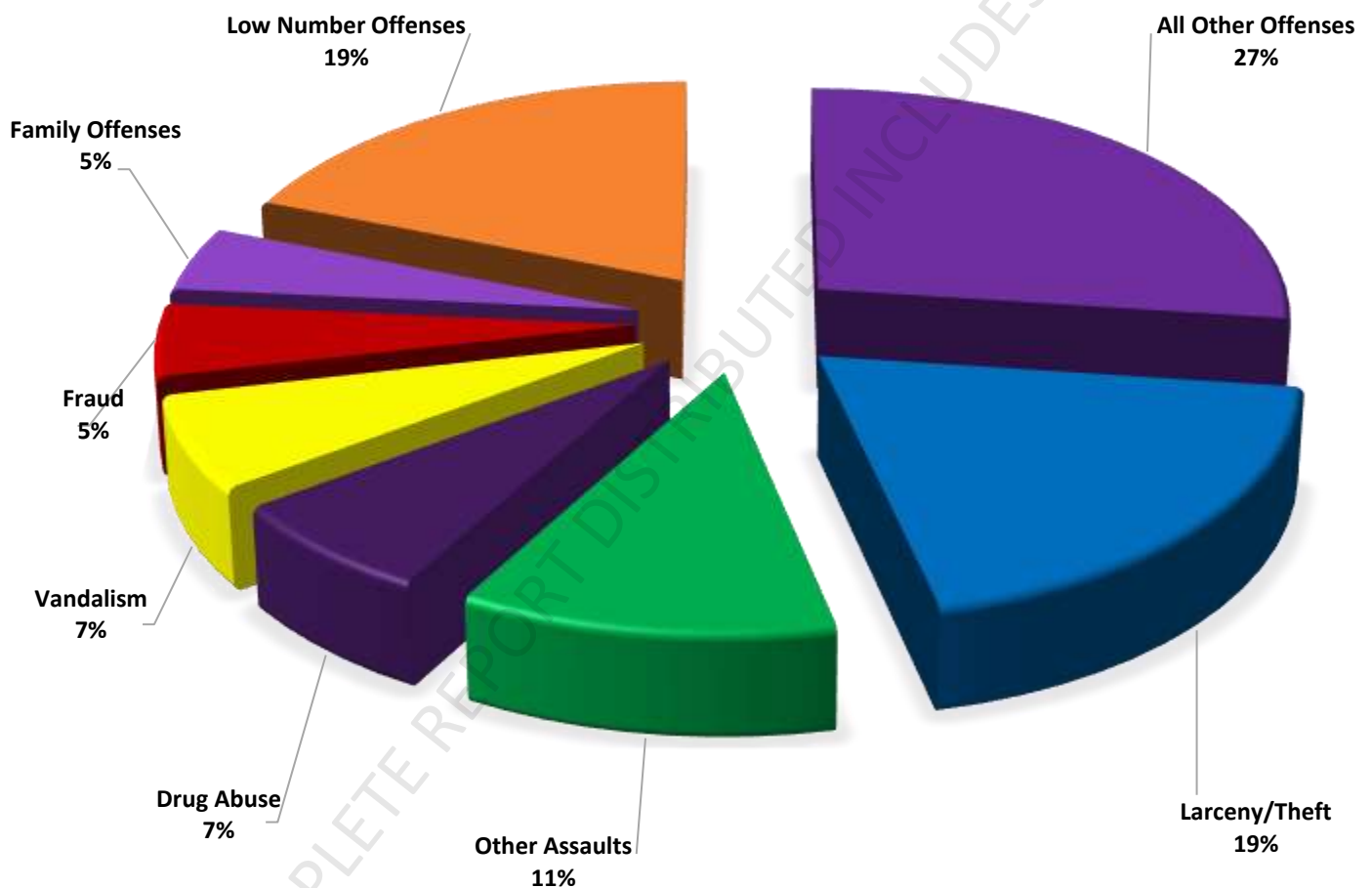
PART I OFFENSES
VIOLENT
PROPERTY

OFFENSE	MAR 19	MAR 20
Homicide	0	0
Sexual Assault	7	4
Robbery	14	11
Aggravated Assault	22	14
Burglary	21	19
Larceny/Theft	221	184
Motor Vehicle Theft	24	23
Arson	1	1
PART I TOTALS	310	256
Ambulance Calls	90	86
Deaths	5	5
Missing Persons	7	12
Suicides	1	0
Suspicious Activity	30	31
Traffic Accidents	110	60
All Other	363	300
NON-UCR TOTALS	606	494
PART I OFFENSES	310	256
PART II OFFENSES	846	689
NON-UCR OFFENSES	606	494
TOTAL	1762	1439

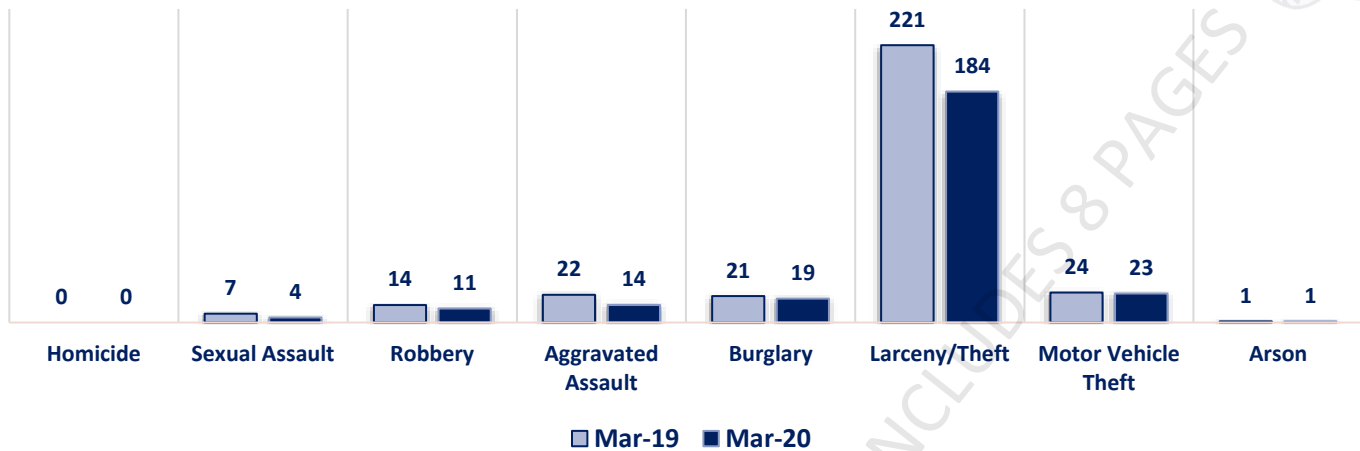
PART II OFFENSES

OFFENSE	MAR 19	MAR 20
Other Assaults	83	109
Forgery/Counterfeit	17	14
Fraud	54	48
Embezzlement	0	0
Stolen Property	6	4
Vandalism	62	62
Weapons	5	9
Prostitution	3	0
Sex Offenses	11	11
Drug Abuse	117	64
Gambling	0	0
Family Offenses	37	43
DUI	15	11
Liquor Laws	10	2
Drunkenness	51	32
Disorderly Conduct	25	17
All Other Offenses	347	256
Curfew/Loitering	1	0
Runaway	2	7
PART II TOTALS	846	689

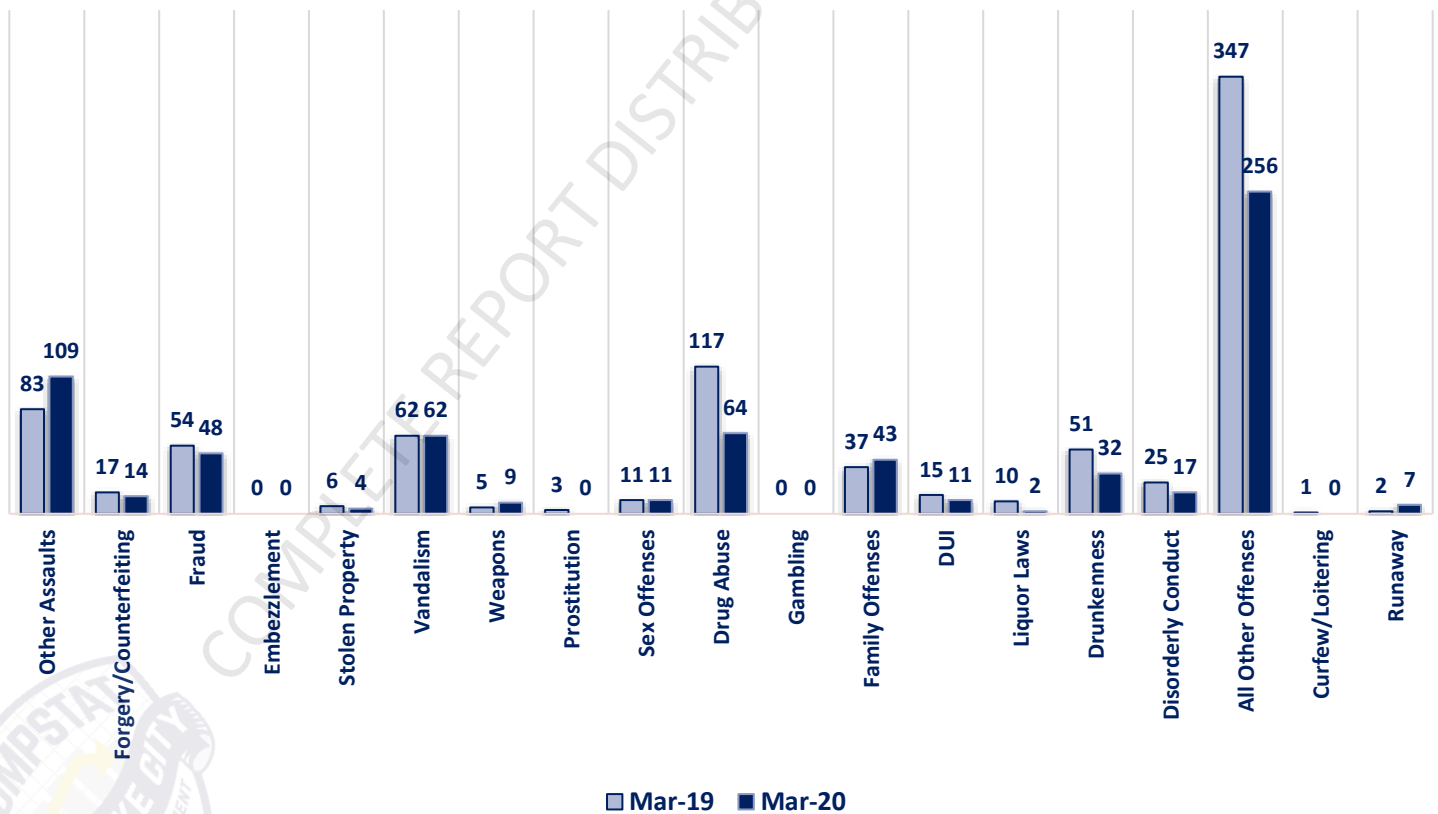
MARCH 2020- PART I & II OFFENSE PERCENTAGES



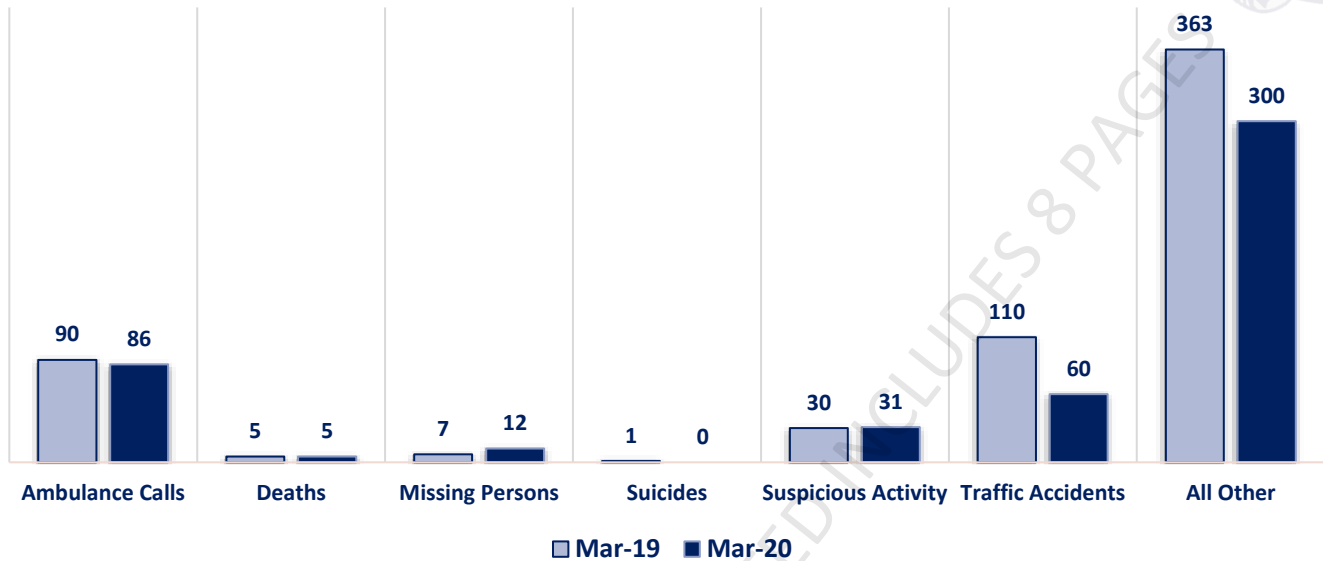
Part I Offenses



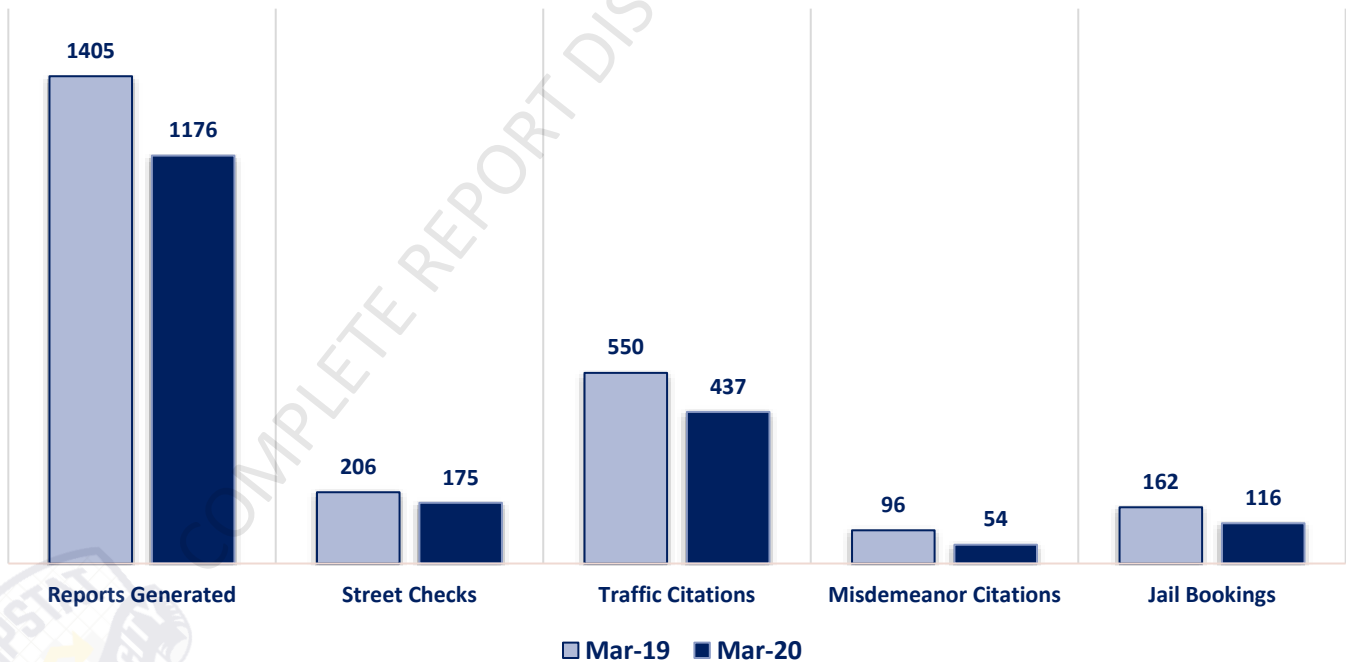
Part II Offenses



Non-UCR Offenses

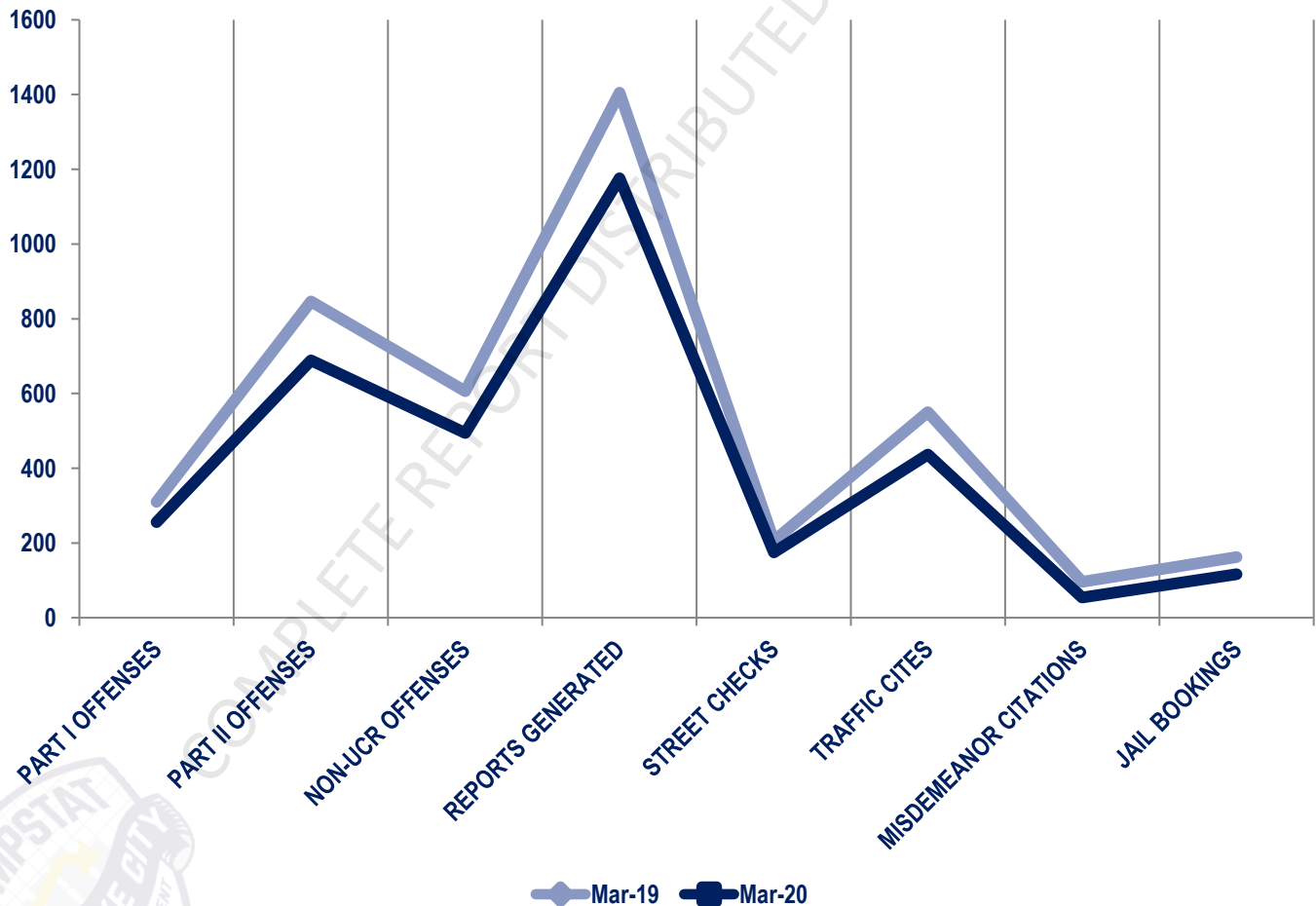


Other Event Totals



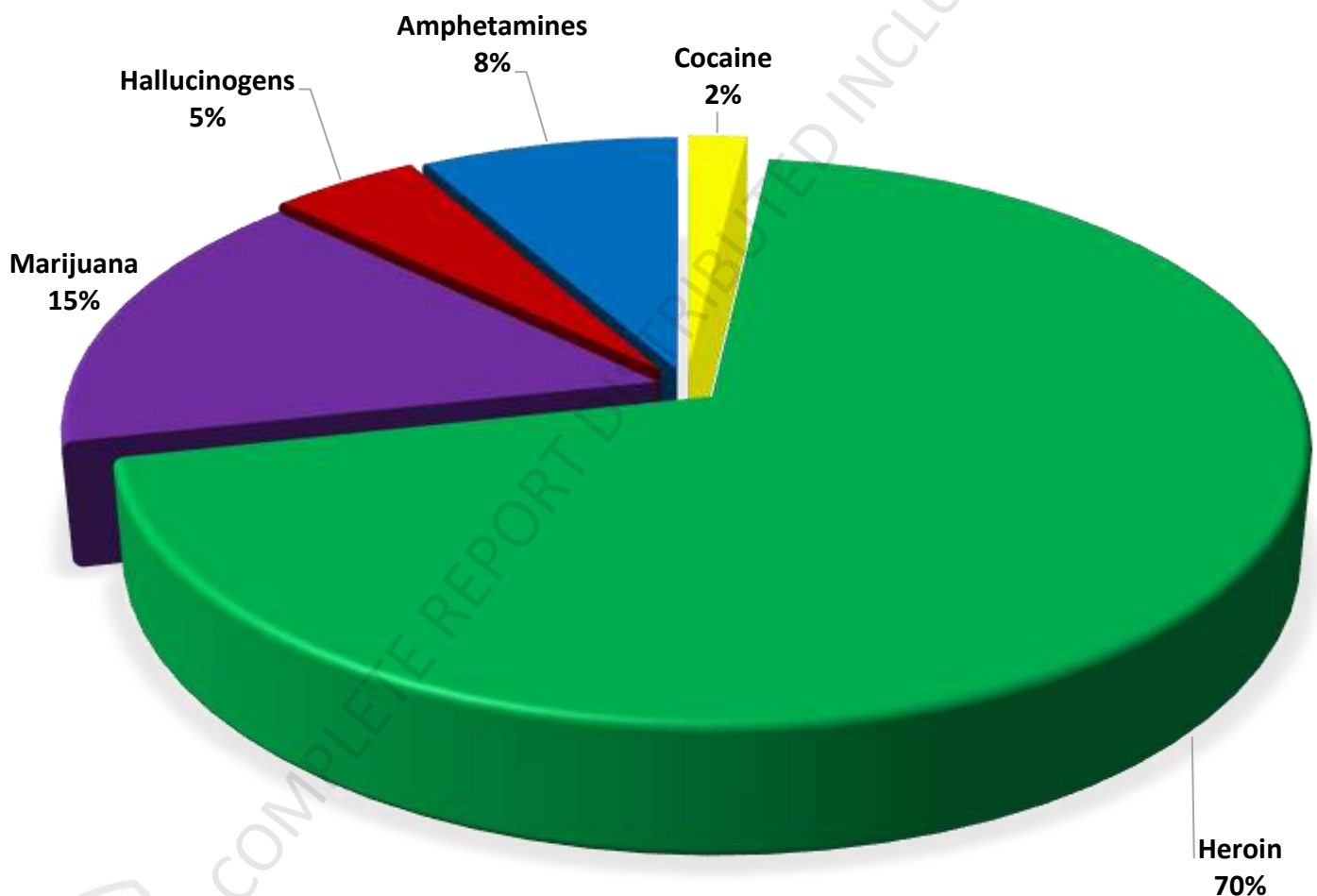
Combined Offense/Event Trends

	MAR 2019	MAR 2020
Part I Offenses	310	256
Part II Offenses	846	689
NonUCR Offenses	606	494
Reports Generated	1405	1176
Street Checks	206	175
Traffic Citations	550	437
Misdemeanor Citations	96	54
Jail Bookings	162	116



Seized Drugs

TYPE	DOSES	STREET VALUE
Cocaine	44.0	\$ 440.00
Heroin	1633.5	\$ 16,335.00
Marijuana	365.8	\$ 2,194.76
Hallucinogens	109.2	\$ 218.47
Amphetamines	192.0	\$ 1,920.00
TOTAL	2344.5	\$ 21,108.23



Part I & II Offenses - One Year

