



CITY COUNCIL DISTRICT #7

MONTHLY OFFENSE SUMMARY

March 2020

These figures represent preliminary counts of original Police Incident Reports and include all offenses within the above listed City Council District only. Full statistical analysis to determine the confidence level of this data has not been performed. The results contained herein are approximate in relation to the listed area and may not fully coincide with data shown in other areas of SLCPD's Crime Statistics page such as Calls for Service, Crimes Trending, and Crime Reports due to and reflective of departmental procedures that were in place at the time the event occurred and the date this data was compiled. Results displayed are not distinguished as attempted or completed crimes, do not include other calls for police service, and only represent police service where a report was made. Police Incident Reports are classified by primary offense categories as defined by the Uniform Crime Reporting (UCR) system, however for this report all offenses are included, and each incident may have more than one offense listed on it. In cases where there is more than one offense listed, all offenses are counted individually. Although every reasonable verification effort is made, the accuracy of any data is subject to the constraints of the report generation process as well as the manner, format, and point in time of any query.

PART I OFFENSES:	Chosen by the FBI as Part I Offenses because they are serious crimes that occur with regularity in all areas of the country and are likely to be reported to Police.
PART II OFFENSES:	All other crimes other than the eight Part I Offenses. The Uniform Crime Reporting Program gathers only arrest data for Part II Offenses, however, SLCPD results displayed in this document display all Part II Offenses, regardless of the presence of arrest data.
ALL OTHER OFFENSES:	Under the Part II Offense section, 'All Other Offenses' include Peeping Tom, Trespass, Kidnap/Abduction, Pornography, Extortion/Blackmail, Bribery, Warrants, Sexual Offenses, Obstruction, Public Peace, and Hit & Run.
NON-UCR OFFENSES:	Non-UCR Offenses include reports for all other offenses not classified as a Part I or Part II Offense. Results displayed separate some of these offenses such as Ambulance Calls, Deaths, Missing Persons, Suicides, Suspicious Activity, and Traffic Accidents.
ALL OTHER NON-UCR:	Under the Non-UCR category, 'All Other' include the remainder of offenses not classified as Part I or Part II and not separated from the Non-UCR Offenses. These include things such as Loud Parties, Barking Dogs, Mentally Ill Subjects, Citizen Assistance, etc.
LOW NUMBER OFFENSES:	On page two, in the interest of space and allowing for easier viewing, the category titled 'Low Number Offenses' include Part I and Part II Offenses from page one that have totals under the amount of 10.

Offenses

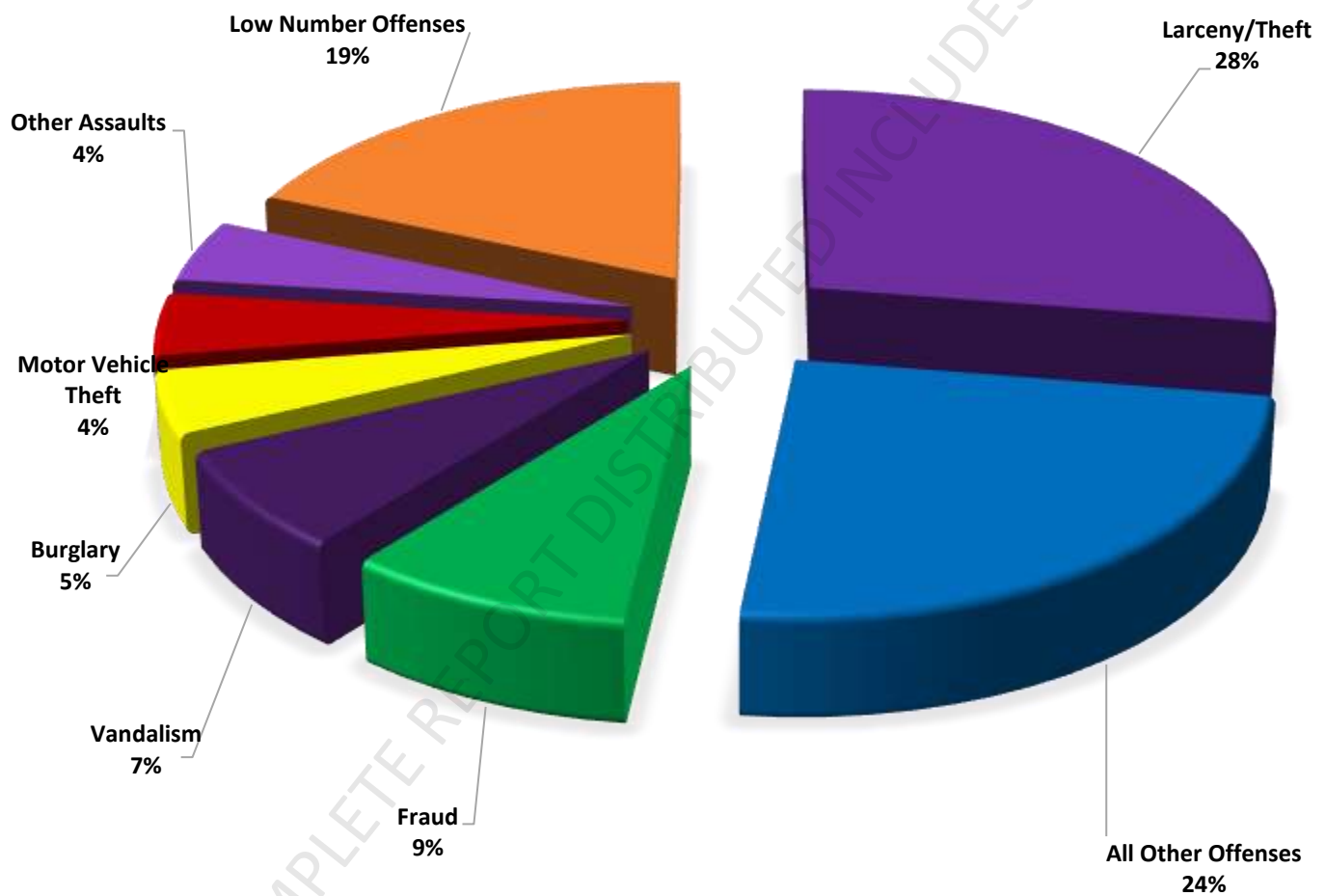
PART I OFFENSES
VIOLENT
PROPERTY

OFFENSE	MAR 19	MAR 20
Homicide	0	0
Sexual Assault	0	2
Robbery	1	4
Aggravated Assault	5	7
Burglary	16	13
Larceny/Theft	99	80
Motor Vehicle Theft	8	13
Arson	0	1
PART I TOTALS	129	120
Ambulance Calls	17	17
Deaths	1	5
Missing Persons	0	0
Suicides	0	0
Suspicious Activity	10	17
Traffic Accidents	66	17
All Other	114	84
NON-UCR TOTALS	208	140
PART I OFFENSES	129	120
PART II OFFENSES	184	171
NON-UCR OFFENSES	208	140
TOTAL	521	431

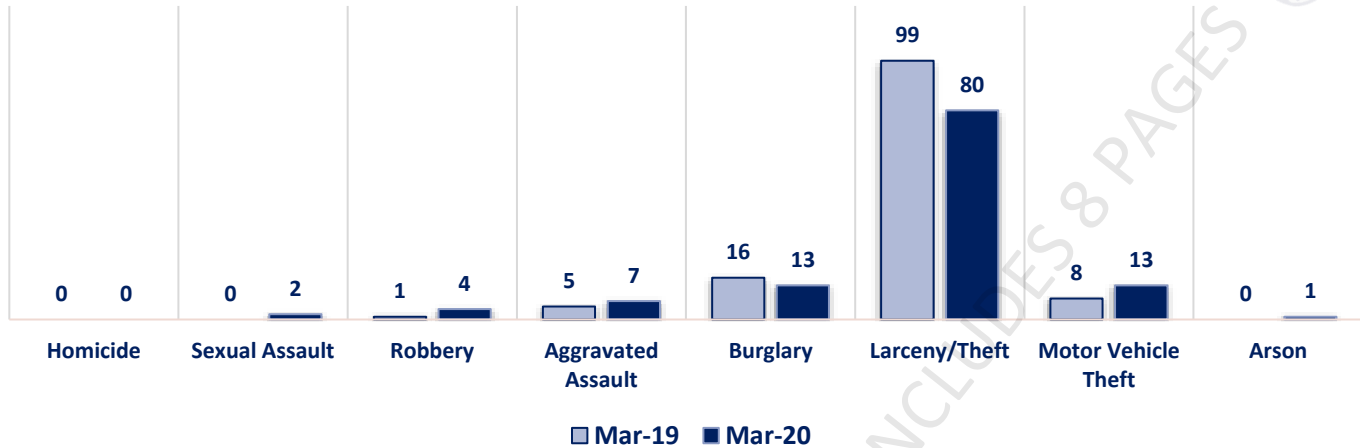
PART II OFFENSES

OFFENSE	MAR 19	MAR 20
Other Assaults	22	13
Forgery/Counterfeit	3	0
Fraud	16	26
Embezzlement	0	0
Stolen Property	3	1
Vandalism	30	21
Weapons	2	1
Prostitution	0	1
Sex Offenses	0	1
Drug Abuse	12	6
Gambling	0	0
Family Offenses	15	10
DUI	2	5
Liquor Laws	2	0
Drunkenness	9	4
Disorderly Conduct	5	8
All Other Offenses	61	71
Curfew/Loitering	0	0
Runaway	2	3
PART II TOTALS	184	171

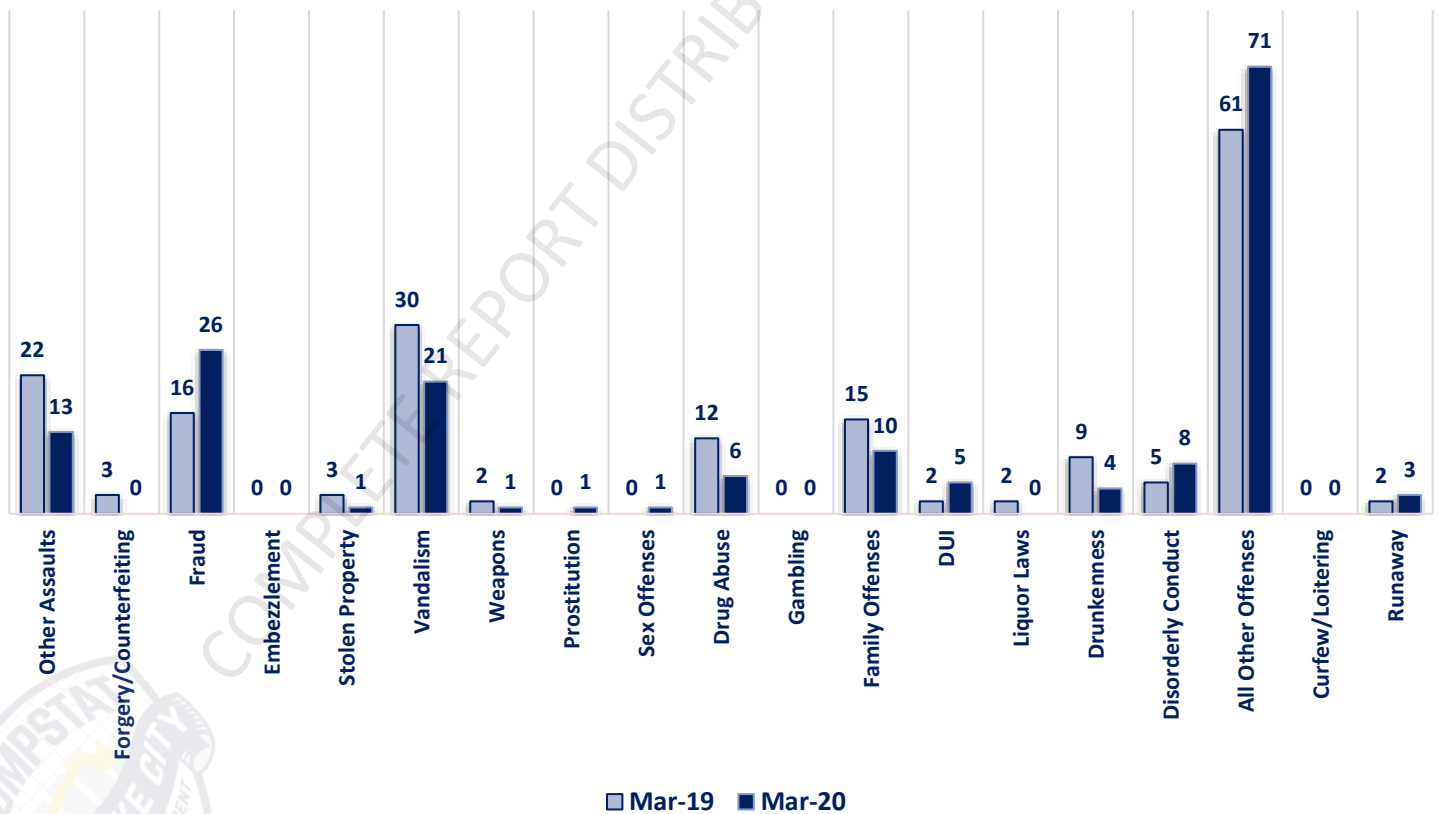
MARCH 2020- PART I & II OFFENSE PERCENTAGES



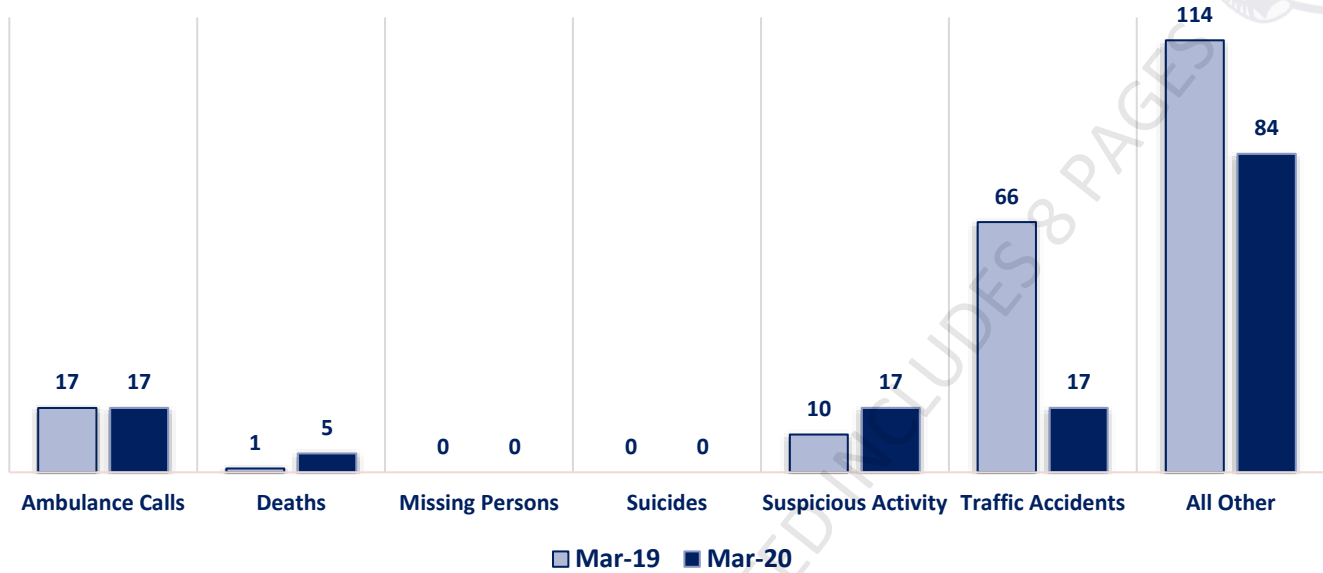
Part I Offenses



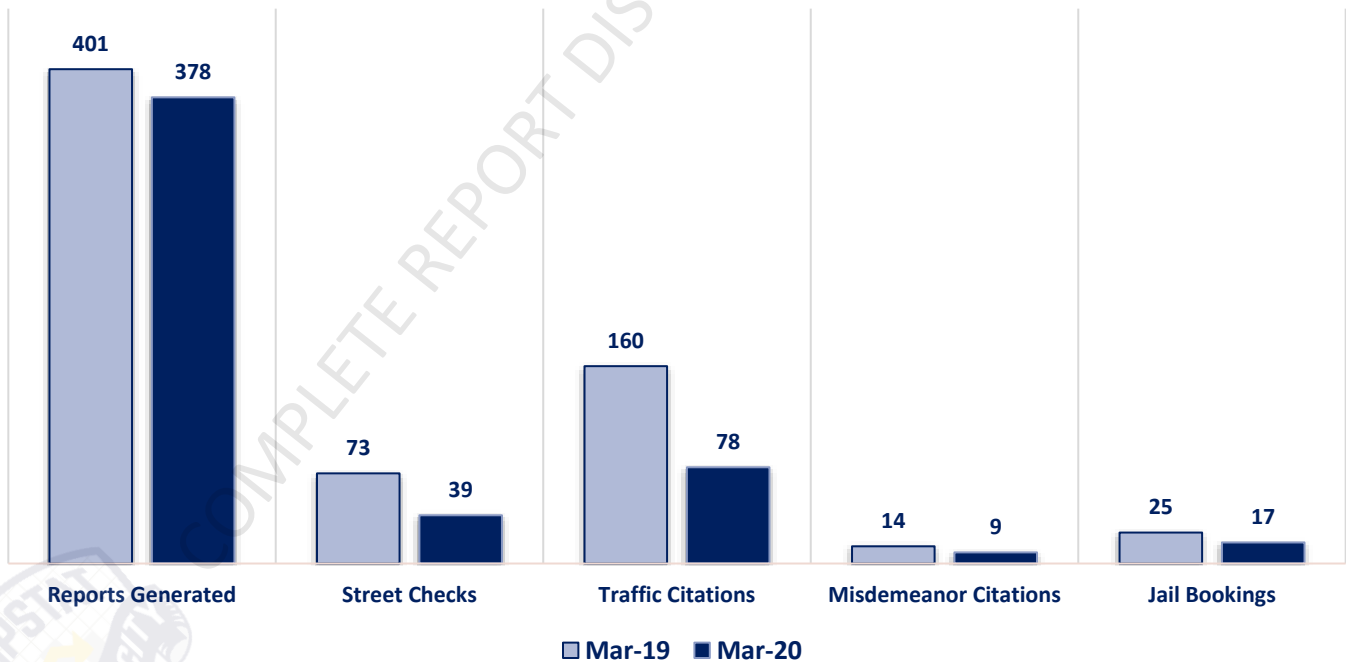
Part II Offenses



Non-UCR Offenses

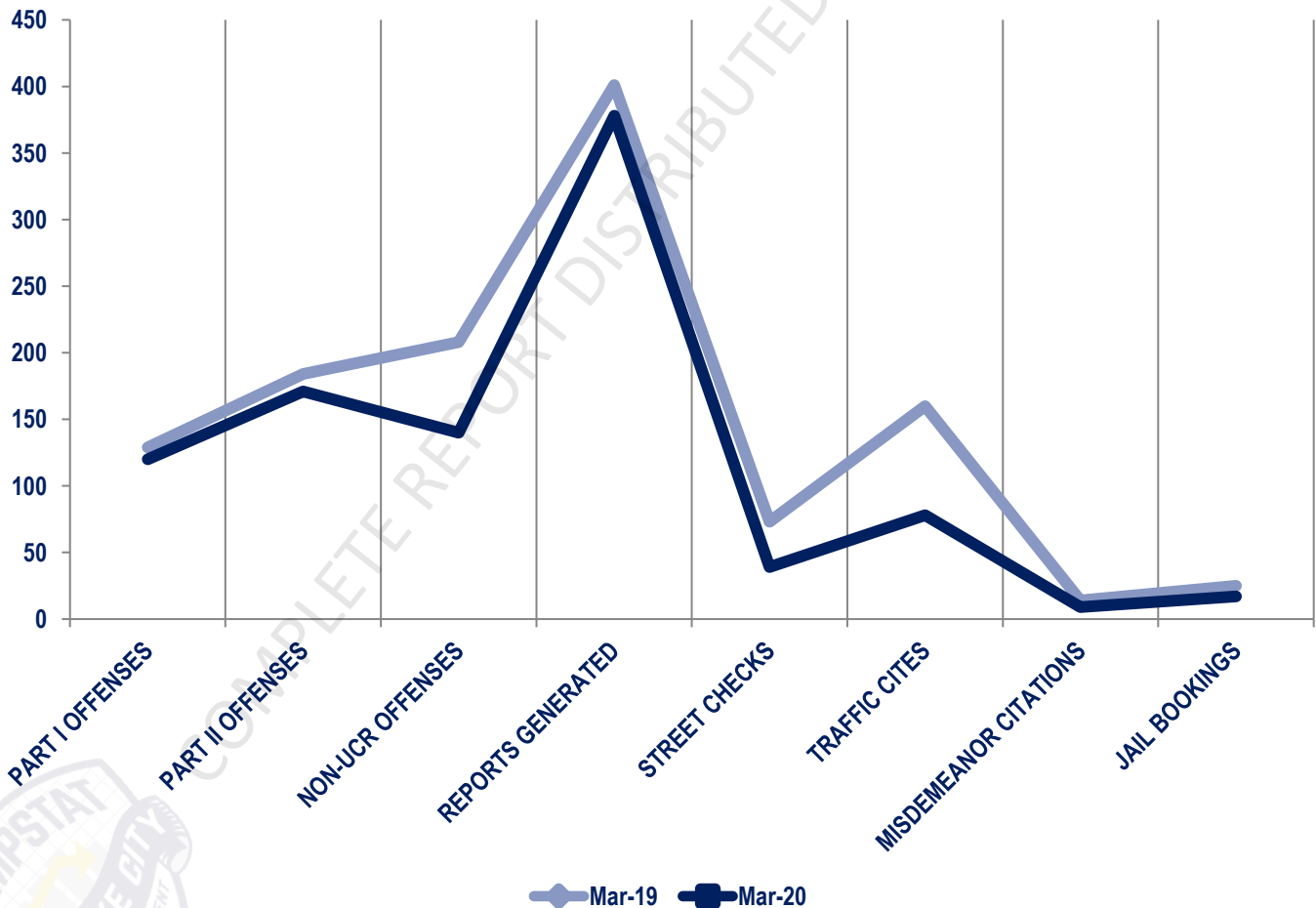


Other Event Totals



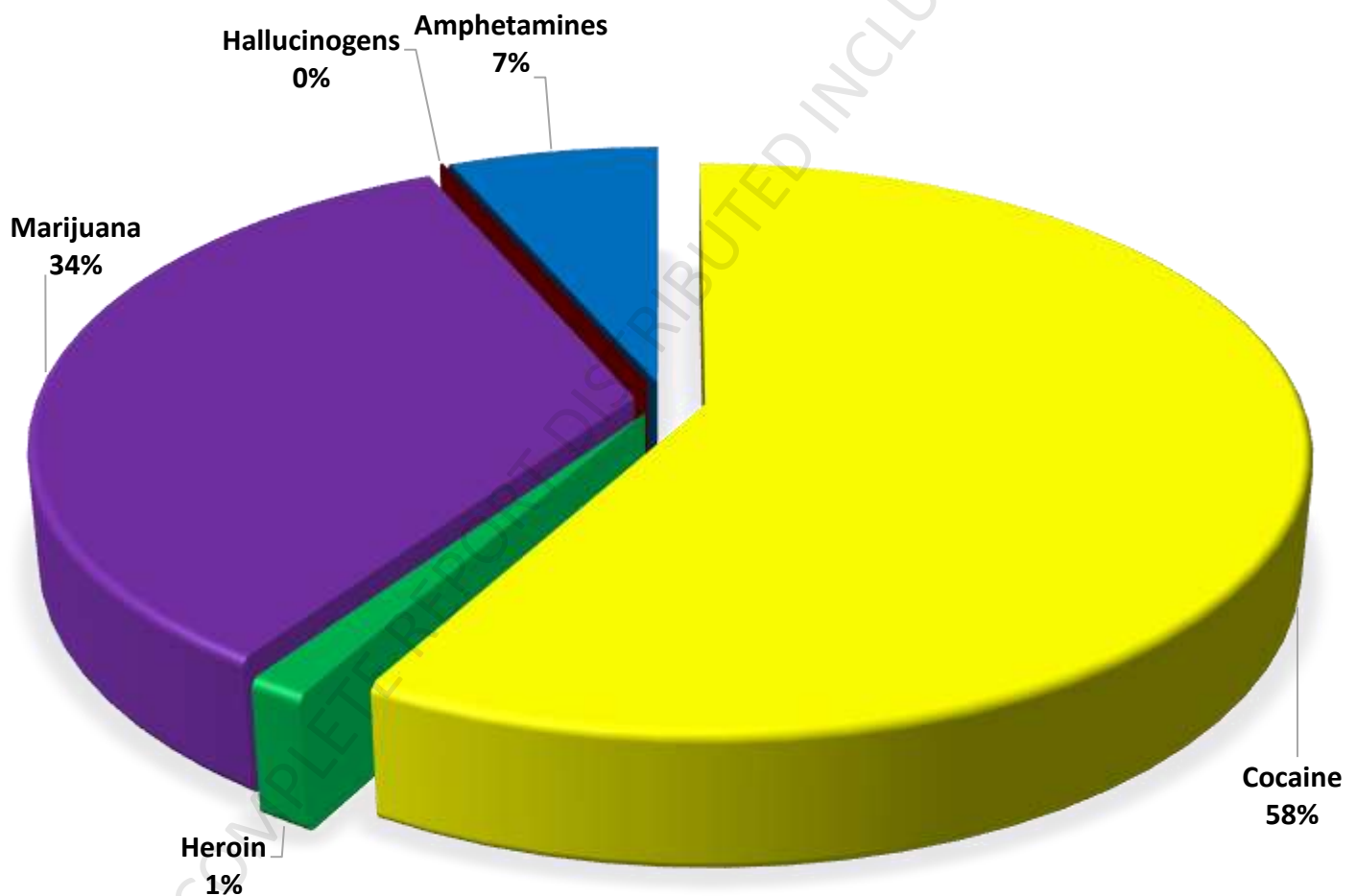
Combined Offense/Event Trends

	MAR 2019	MAR 2020
Part I Offenses	129	120
Part II Offenses	184	171
NonUCR Offenses	208	140
Reports Generated	401	378
Street Checks	73	39
Traffic Citations	160	78
Misdemeanor Citations	14	9
Jail Bookings	25	17



Seized Drugs

TYPE	DOSES	STREET VALUE
Cocaine	293.0	\$ 2,930.00
Heroin	7.0	\$ 70.00
Marijuana	170.5	\$ 1,023.30
Hallucinogens	0.0	\$ -
Amphetamines	33.0	\$ 330.00
TOTAL	503.5	\$ 4,353.30



Part I & II Offenses - One Year

