



CITY COUNCIL DISTRICT #1 MONTHLY OFFENSE SUMMARY

April 2020

These figures represent preliminary counts of original Police Incident Reports and include all offenses within the above listed City Council District only. Full statistical analysis to determine the confidence level of this data has not been performed. The results contained herein are approximate in relation to the listed area and may not fully coincide with data shown in other areas of SLCPD's Crime Statistics page such as Calls for Service, Crimes Trending, and Crime Reports due to and reflective of departmental procedures that were in place at the time the event occurred and the date this data was compiled. Results displayed are not distinguished as attempted or completed crimes, do not include other calls for police service, and only represent police service where a report was made. Police Incident Reports are classified by primary offense categories as defined by the Uniform Crime Reporting (UCR) system, however for this report all offenses are included, and each incident may have more than one offense listed on it. In cases where there is more than one offense listed, all offenses are counted individually. Although every reasonable verification effort is made, the accuracy of any data is subject to the constraints of the report generation process as well as the manner, format, and point in time of any query.

PART I OFFENSES:	Chosen by the FBI as Part I Offenses because they are serious crimes that occur with regularity in all areas of the country and are likely to be reported to Police.
PART II OFFENSES:	All other crimes other than the eight Part I Offenses. The Uniform Crime Reporting Program gathers only arrest data for Part II Offenses, however, SLCPD results displayed in this document display all Part II Offenses, regardless of the presence of arrest data.
ALL OTHER OFFENSES:	Under the Part II Offense section, 'All Other Offenses' include Peeping Tom, Trespass, Kidnap/Abduction, Pornography, Extortion/Blackmail, Bribery, Warrants, Sexual Offenses, Obstruction, Public Peace, and Hit & Run.
NON-UCR OFFENSES:	Non-UCR Offenses include reports for all other offenses not classified as a Part I or Part II Offense. Results displayed separate some of these offenses such as Ambulance Calls, Deaths, Missing Persons, Suicides, Suspicious Activity, and Traffic Accidents.
ALL OTHER NON-UCR:	Under the Non-UCR category, 'All Other' include the remainder of offenses not classified as Part I or Part II and not separated from the Non-UCR Offenses. These include things such as Loud Parties, Barking Dogs, Mentally Ill Subjects, Citizen Assistance, etc.
LOW NUMBER OFFENSES:	On page two, in the interest of space and allowing for easier viewing, the category titled 'Low Number Offenses' include Part I and Part II Offenses from page one that have totals under the amount of 15.

Offenses

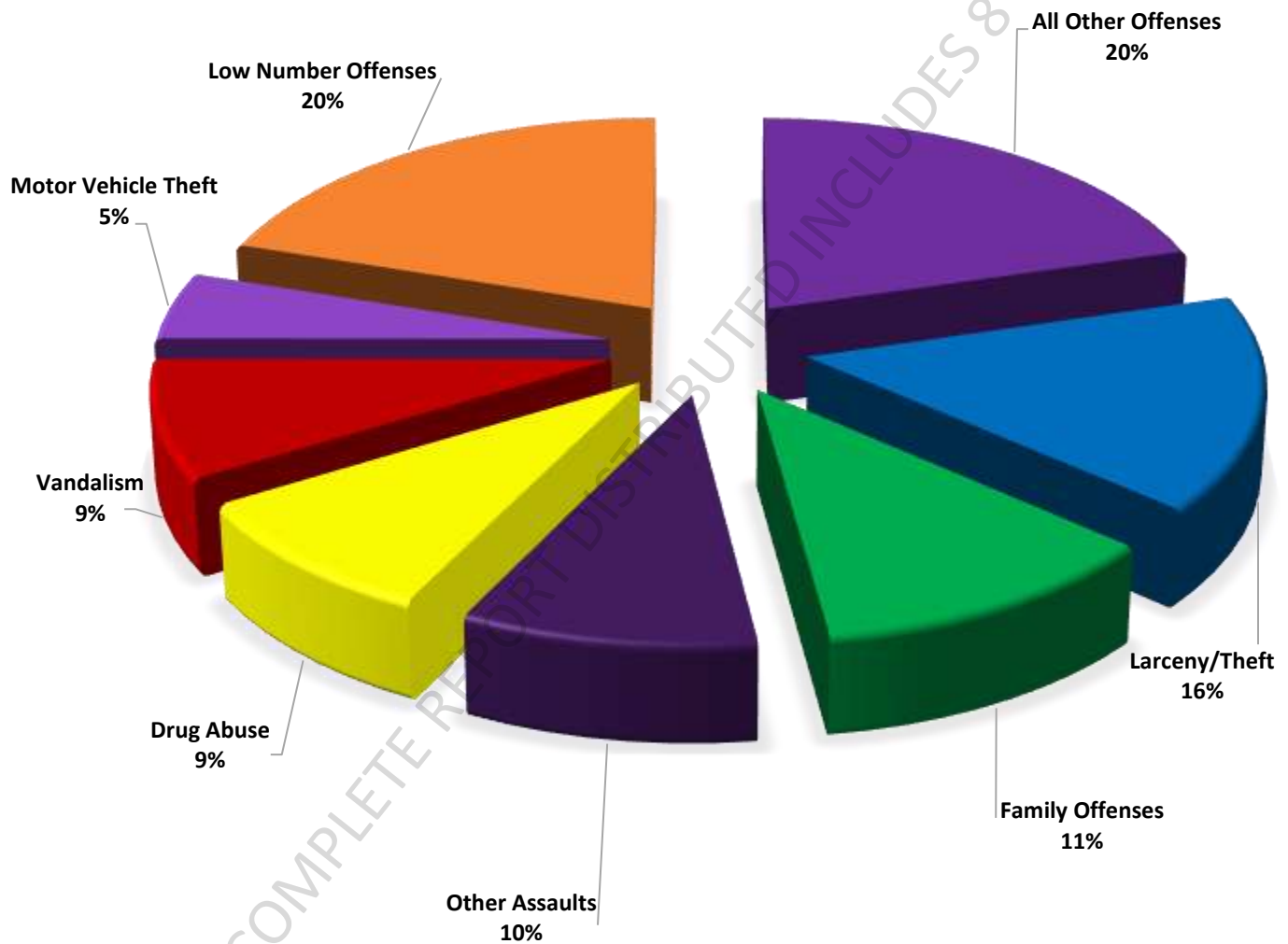
PART I OFFENSES
VIOLENT
PROPERTY

OFFENSE	APR 19	APR 20
Homicide	0	0
Sexual Assault	3	1
Robbery	6	1
Aggravated Assault	10	7
Burglary	18	11
Larceny/Theft	59	64
Motor Vehicle Theft	24	20
Arson	0	0
PART I TOTALS	120	104
Ambulance Calls	15	14
Deaths	1	5
Missing Persons	2	9
Suicides	0	1
Suspicious Activity	12	16
Traffic Accidents	53	14
All Other	141	129
NON-UCR TOTALS	224	188
PART I OFFENSES	120	104
PART II OFFENSES	386	297
NON-UCR OFFENSES	224	188
TOTAL	730	589

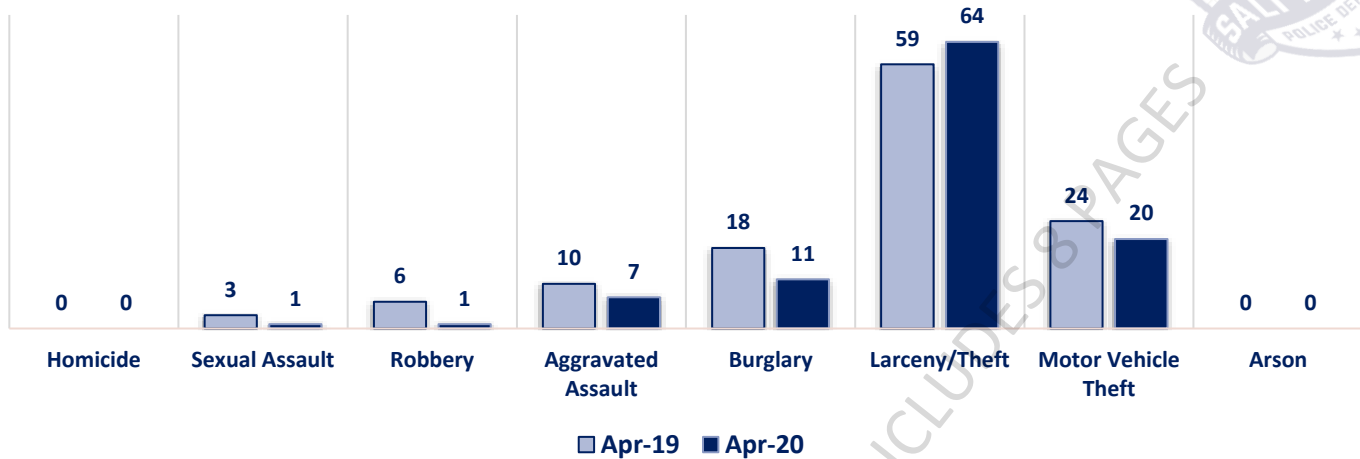
PART II OFFENSES

OFFENSE	APR 19	APR 20
Other Assaults	44	38
Forgery/Counterfeit	9	5
Fraud	19	15
Embezzlement	0	0
Stolen Property	6	0
Vandalism	32	35
Weapons	11	7
Prostitution	2	0
Sex Offenses	3	1
Drug Abuse	88	36
Gambling	0	0
Family Offenses	36	46
DUI	20	8
Liquor Laws	4	3
Drunkenness	3	8
Disorderly Conduct	2	8
All Other Offenses	104	82
Curfew/Loitering	0	0
Runaway	3	5
PART II TOTALS	386	297

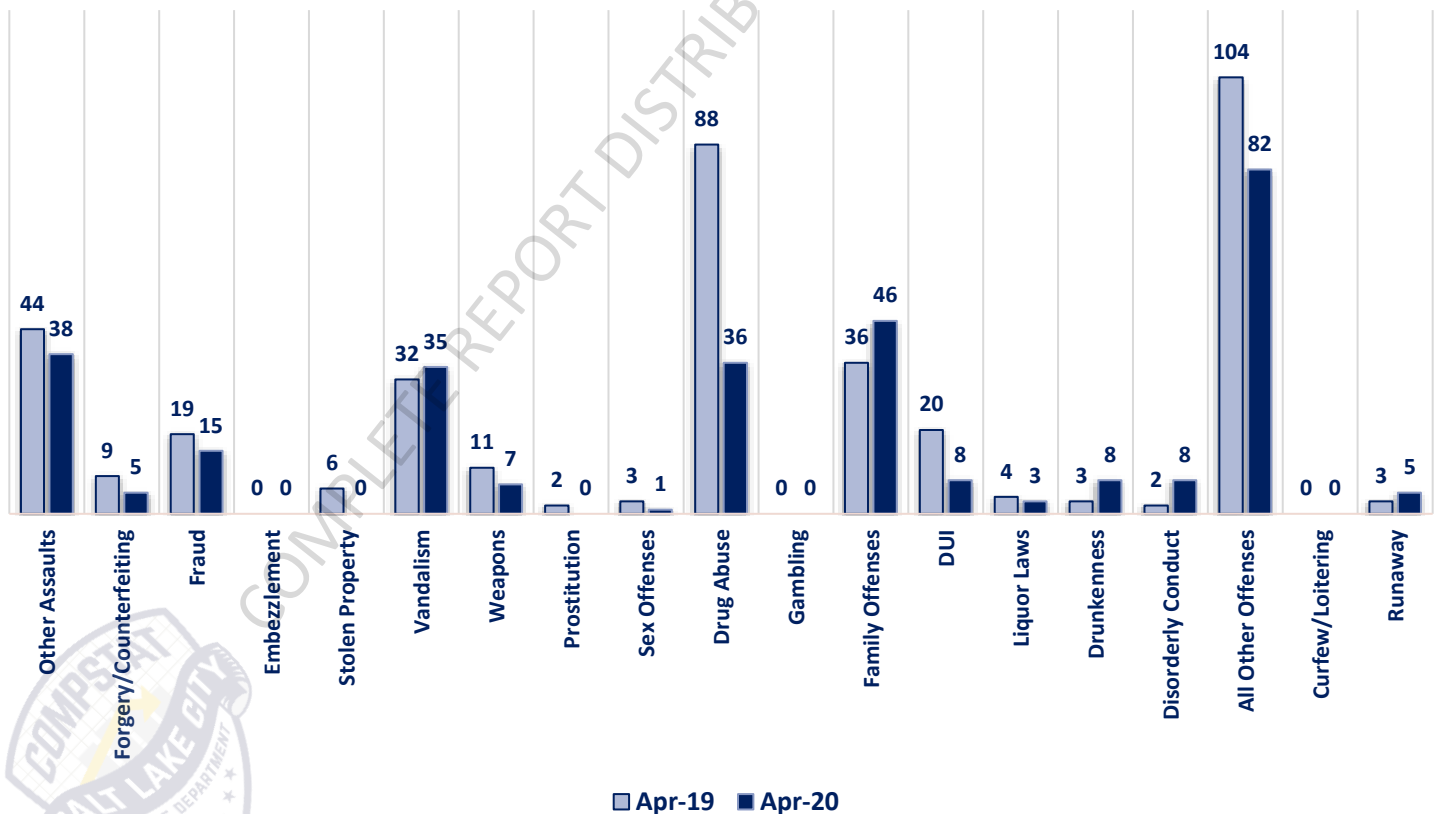
APRIL 2020- PART I & II OFFENSE PERCENTAGES



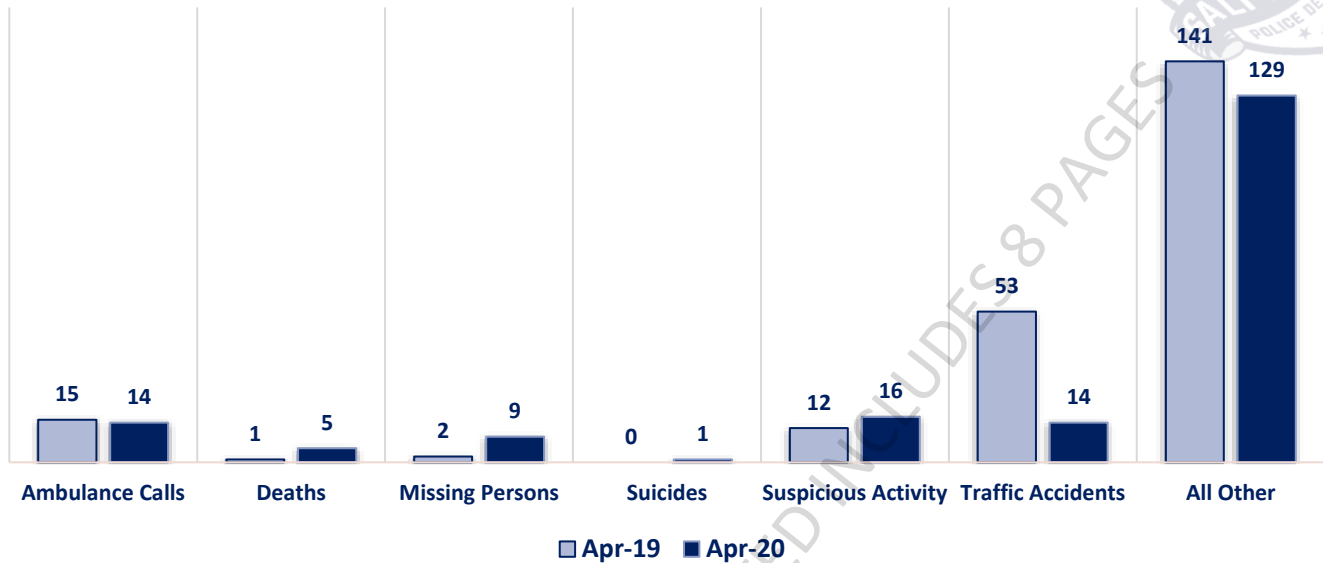
Part I Offenses



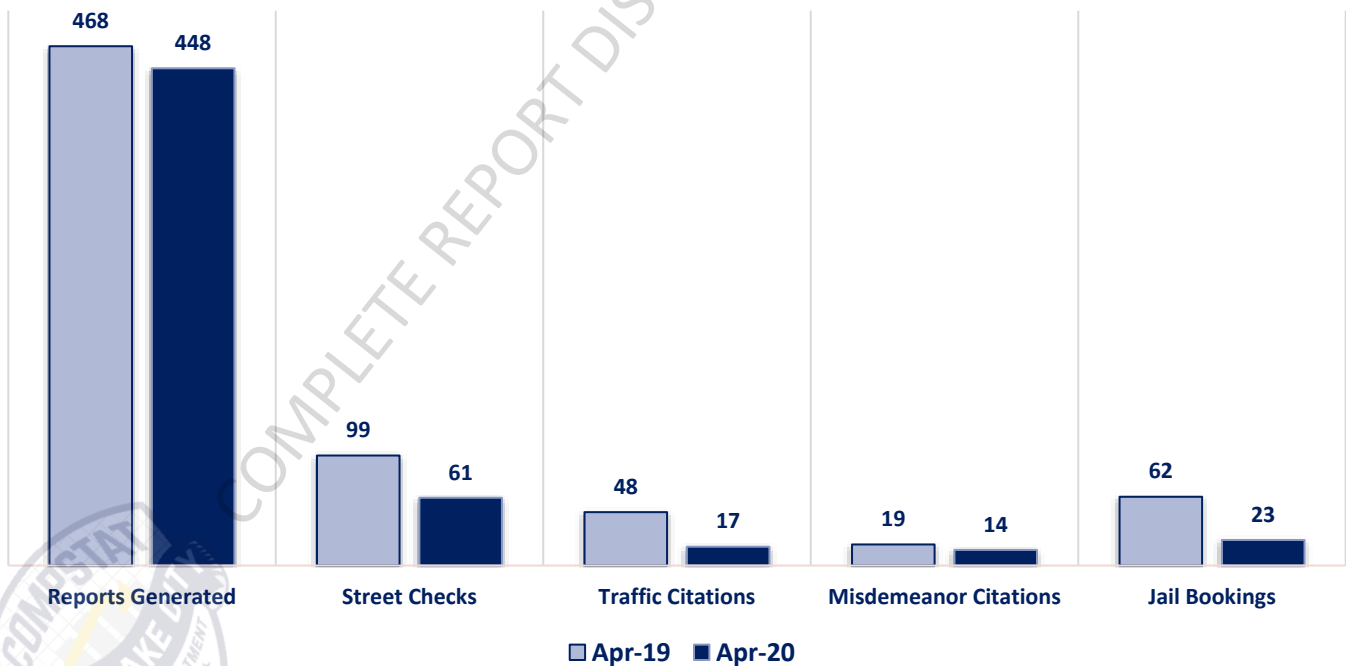
Part II Offenses



Non-UCR Offenses

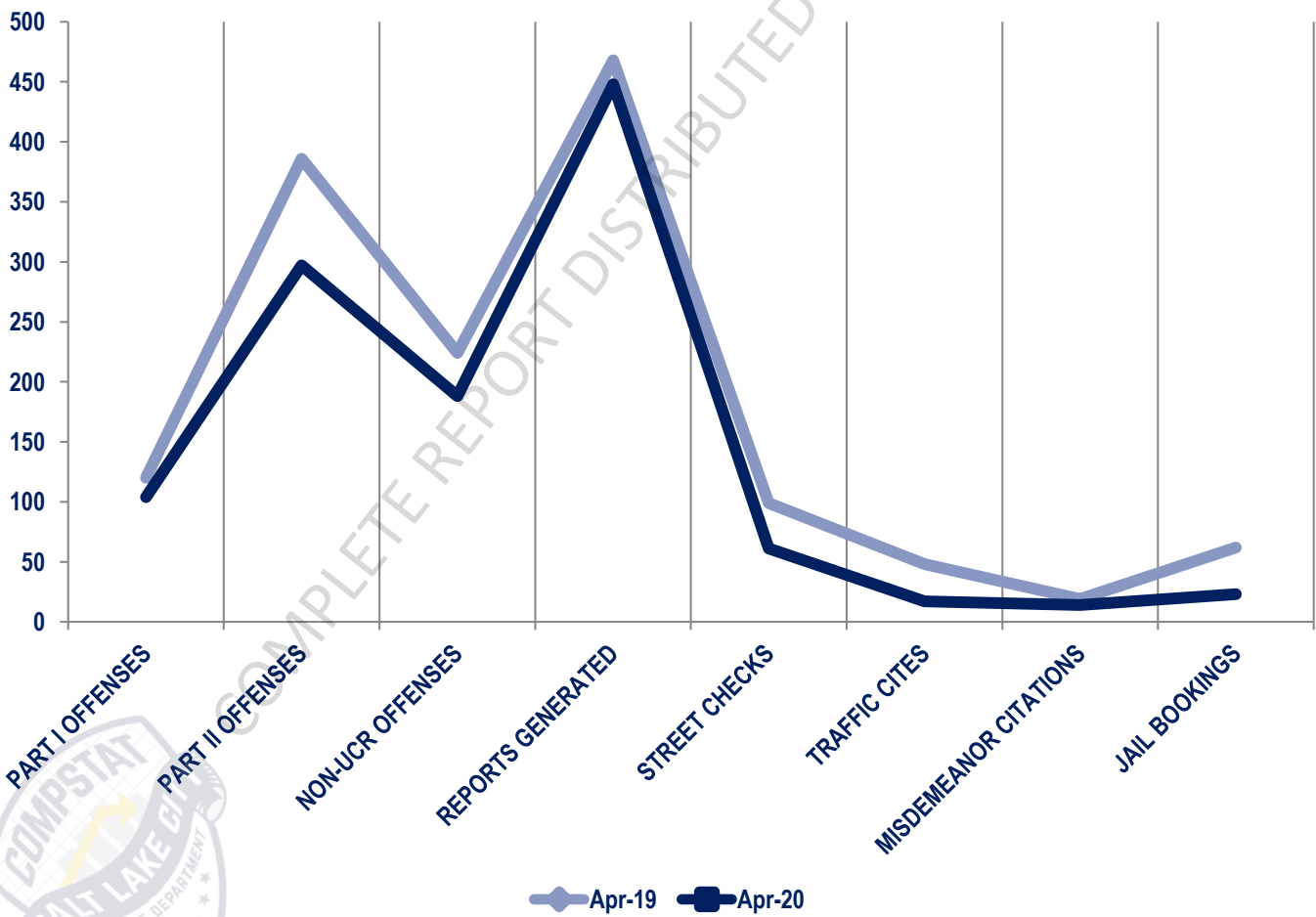


Other Event Totals



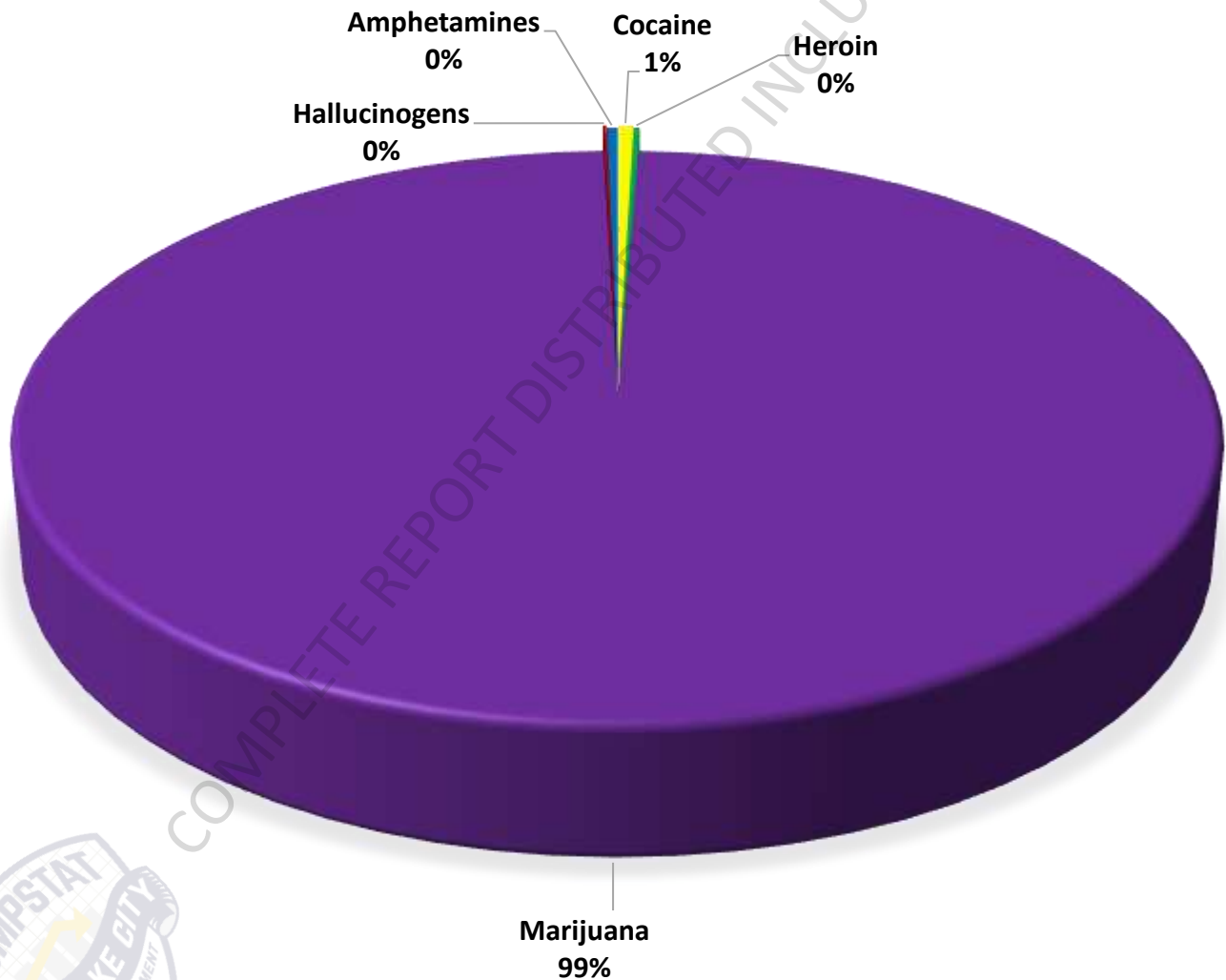
Combined Offense/Event Trends

	APR 2019	APR 2020
Part I Offenses	120	104
Part II Offenses	386	297
NonUCR Offenses	224	188
Reports Generated	468	448
Street Checks	99	61
Traffic Citations	48	17
Misdemeanor Citations	19	14
Jail Bookings	62	23



Seized Drugs

TYPE	DOSES	STREET VALUE
Cocaine	90.0	\$ 900.00
Heroin	35.0	\$ 350.00
Marijuana	19282.6	\$ 115,695.73
Hallucinogens	20.8	\$ 41.62
Amphetamines	66.1	\$ 661.00
TOTAL	19494.5	\$ 117,648.35





Part I & II Offenses - One Year

