



CITY COUNCIL DISTRICT #2

MONTHLY OFFENSE SUMMARY

April 2020

These figures represent preliminary counts of original Police Incident Reports and include all offenses within the above listed City Council District only. Full statistical analysis to determine the confidence level of this data has not been performed. The results contained herein are approximate in relation to the listed area and may not fully coincide with data shown in other areas of SLCPD's Crime Statistics page such as Calls for Service, Crimes Trending, and Crime Reports due to and reflective of departmental procedures that were in place at the time the event occurred and the date this data was compiled. Results displayed are not distinguished as attempted or completed crimes, do not include other calls for police service, and only represent police service where a report was made. Police Incident Reports are classified by primary offense categories as defined by the Uniform Crime Reporting (UCR) system, however for this report all offenses are included, and each incident may have more than one offense listed on it. In cases where there is more than one offense listed, all offenses are counted individually. Although every reasonable verification effort is made, the accuracy of any data is subject to the constraints of the report generation process as well as the manner, format, and point in time of any query.

PART I OFFENSES:	Chosen by the FBI as Part I Offenses because they are serious crimes that occur with regularity in all areas of the country and are likely to be reported to Police.
PART II OFFENSES:	All other crimes other than the eight Part I Offenses. The Uniform Crime Reporting Program gathers only arrest data for Part II Offenses, however, SLCPD results displayed in this document display all Part II Offenses, regardless of the presence of arrest data.
ALL OTHER OFFENSES:	Under the Part II Offense section, 'All Other Offenses' include Peeping Tom, Trespass, Kidnap/Abduction, Pornography, Extortion/Blackmail, Bribery, Warrants, Sexual Offenses, Obstruction, Public Peace, and Hit & Run.
NON-UCR OFFENSES:	Non-UCR Offenses include reports for all other offenses not classified as a Part I or Part II Offense. Results displayed separate some of these offenses such as Ambulance Calls, Deaths, Missing Persons, Suicides, Suspicious Activity, and Traffic Accidents.
ALL OTHER NON-UCR:	Under the Non-UCR category, 'All Other' include the remainder of offenses not classified as Part I or Part II and not separated from the Non-UCR Offenses. These include things such as Loud Parties, Barking Dogs, Mentally Ill Subjects, Citizen Assistance, etc.
LOW NUMBER OFFENSES:	On page two, in the interest of space and allowing for easier viewing, the category titled 'Low Number Offenses' include Part I and Part II Offenses from page one that have totals under the amount of 20.

Offenses

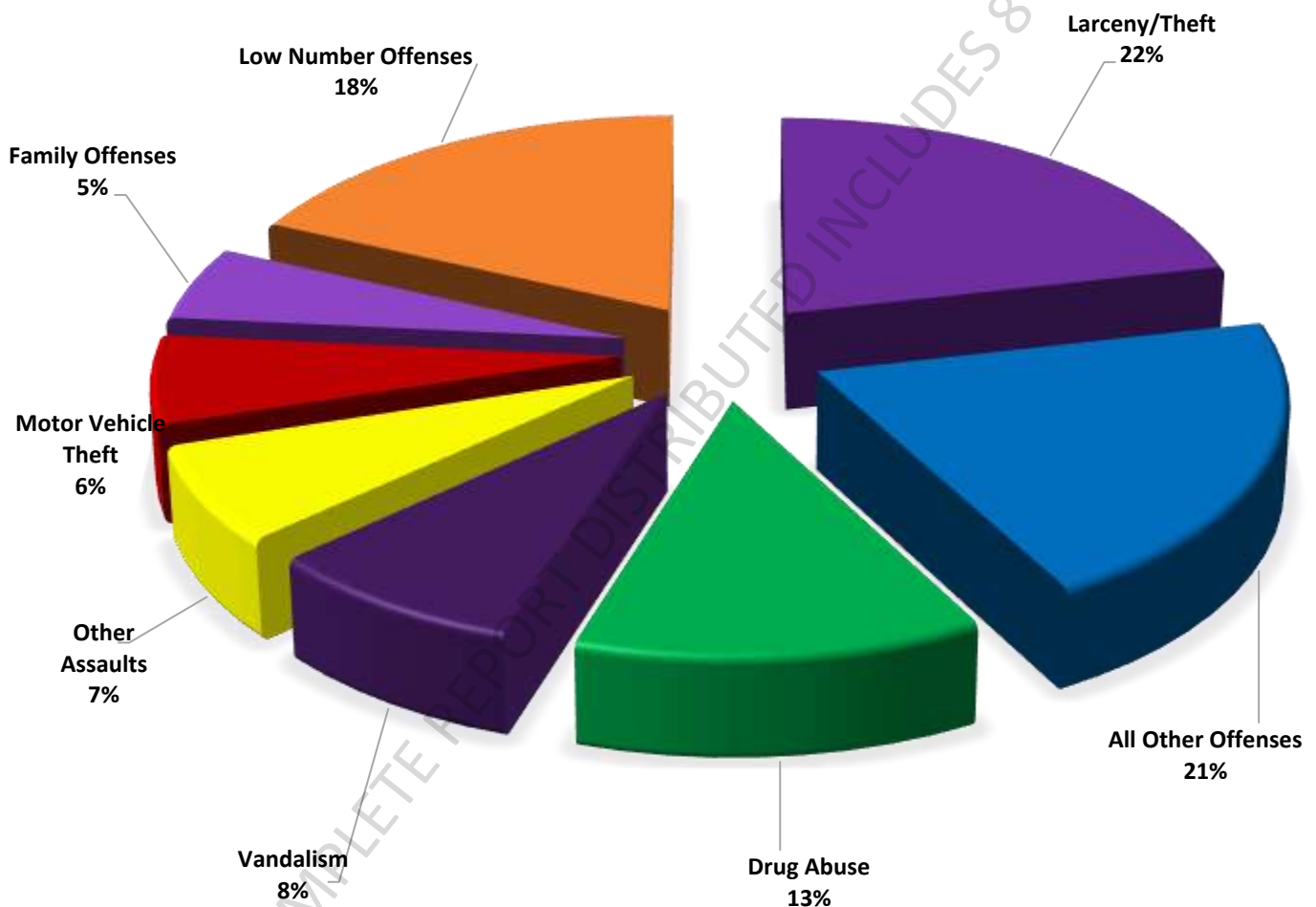
PART I OFFENSES
VIOLENT
PROPERTY

OFFENSE	APR 19	APR 20
Homicide	1	0
Sexual Assault	4	1
Robbery	8	11
Aggravated Assault	10	8
Burglary	17	20
Larceny/Theft	100	148
Motor Vehicle Theft	38	44
Arson	0	2
PART I TOTALS	178	234
Ambulance Calls	19	20
Deaths	2	8
Missing Persons	6	3
Suicides	0	1
Suspicious Activity	23	26
Traffic Accidents	72	46
All Other	228	191
NON-UCR TOTALS	350	295
PART I OFFENSES	178	234
PART II OFFENSES	454	456
NON-UCR OFFENSES	350	295
TOTAL	982	985

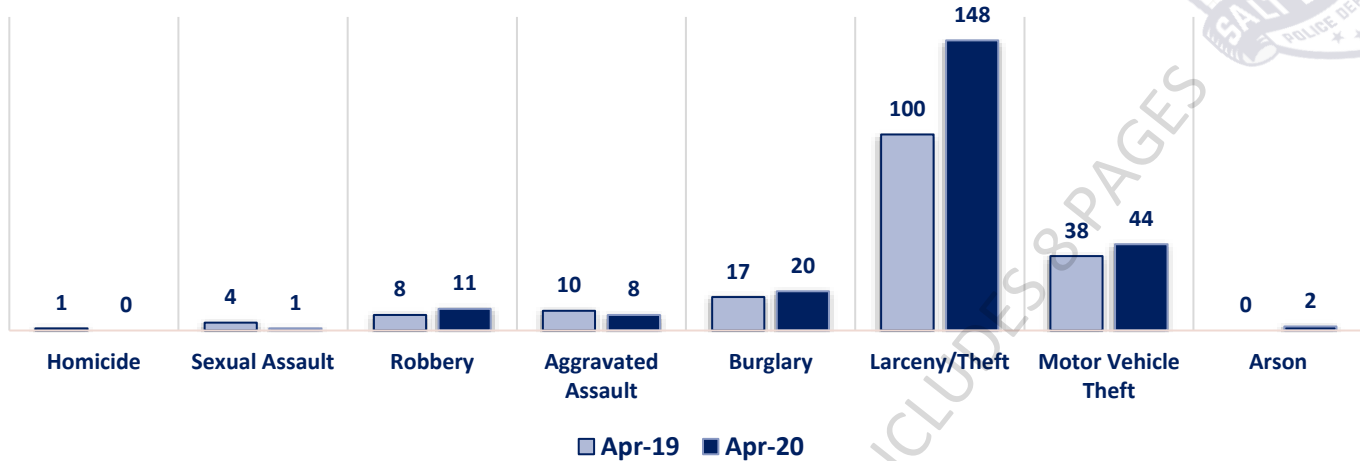
PART II OFFENSES

OFFENSE	APR 19	APR 20
Other Assaults	61	48
Forgery/Counterfeit	4	6
Fraud	25	16
Embezzlement	0	0
Stolen Property	5	10
Vandalism	45	57
Weapons	7	5
Prostitution	8	0
Sex Offenses	3	4
Drug Abuse	52	88
Gambling	0	0
Family Offenses	50	37
DUI	13	11
Liquor Laws	5	2
Drunkenness	8	15
Disorderly Conduct	17	11
All Other Offenses	145	143
Curfew/Loitering	0	0
Runaway	6	3
PART II TOTALS	454	456

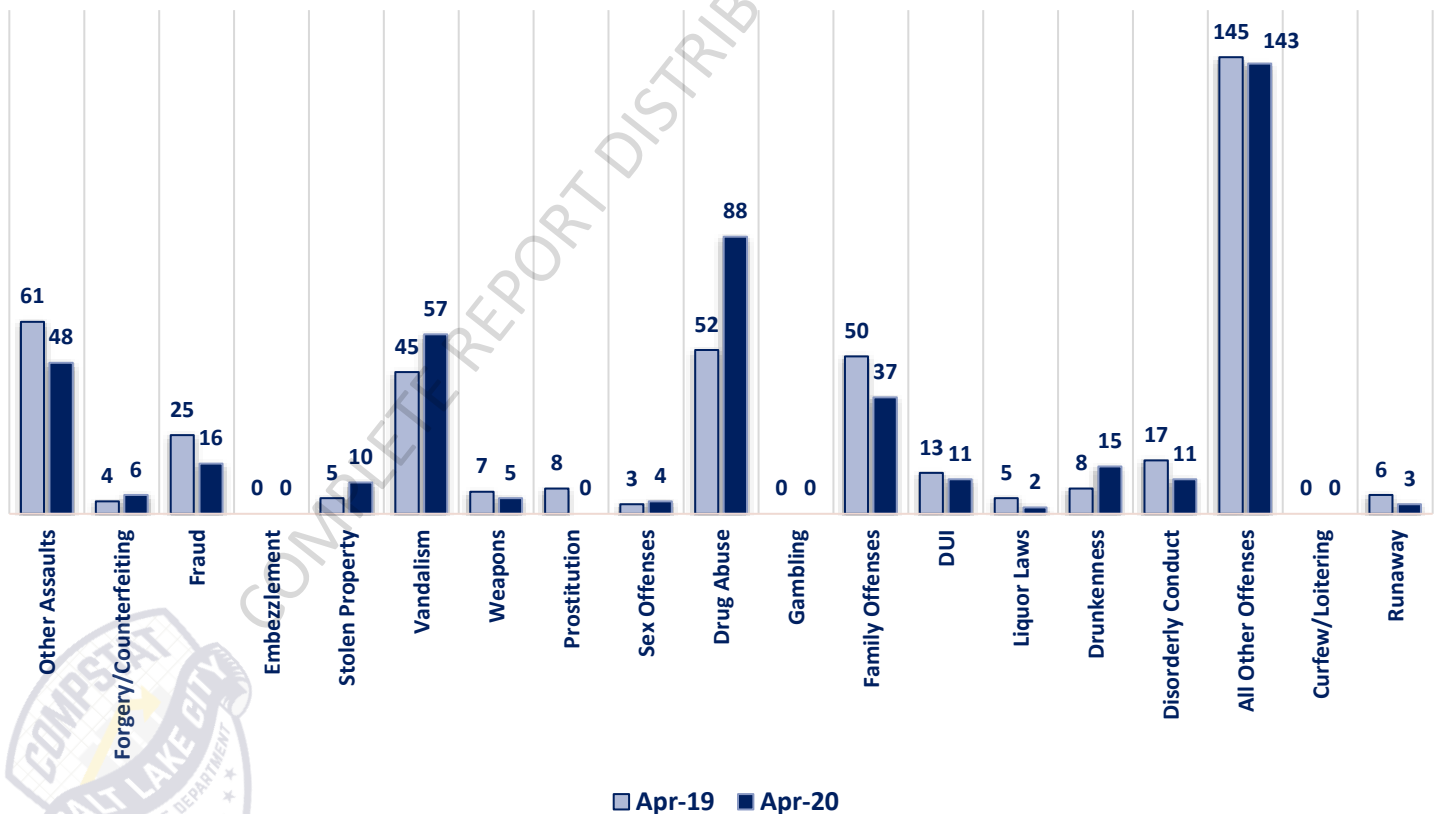
APRIL 2020- PART I & II OFFENSE PERCENTAGES



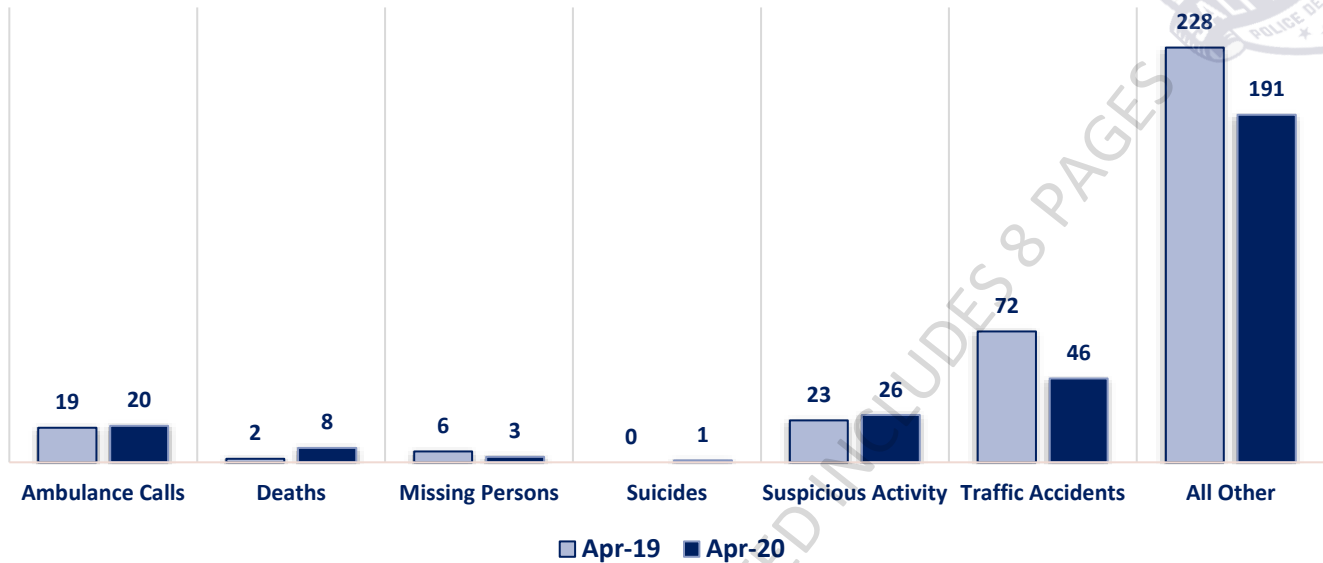
Part I Offenses



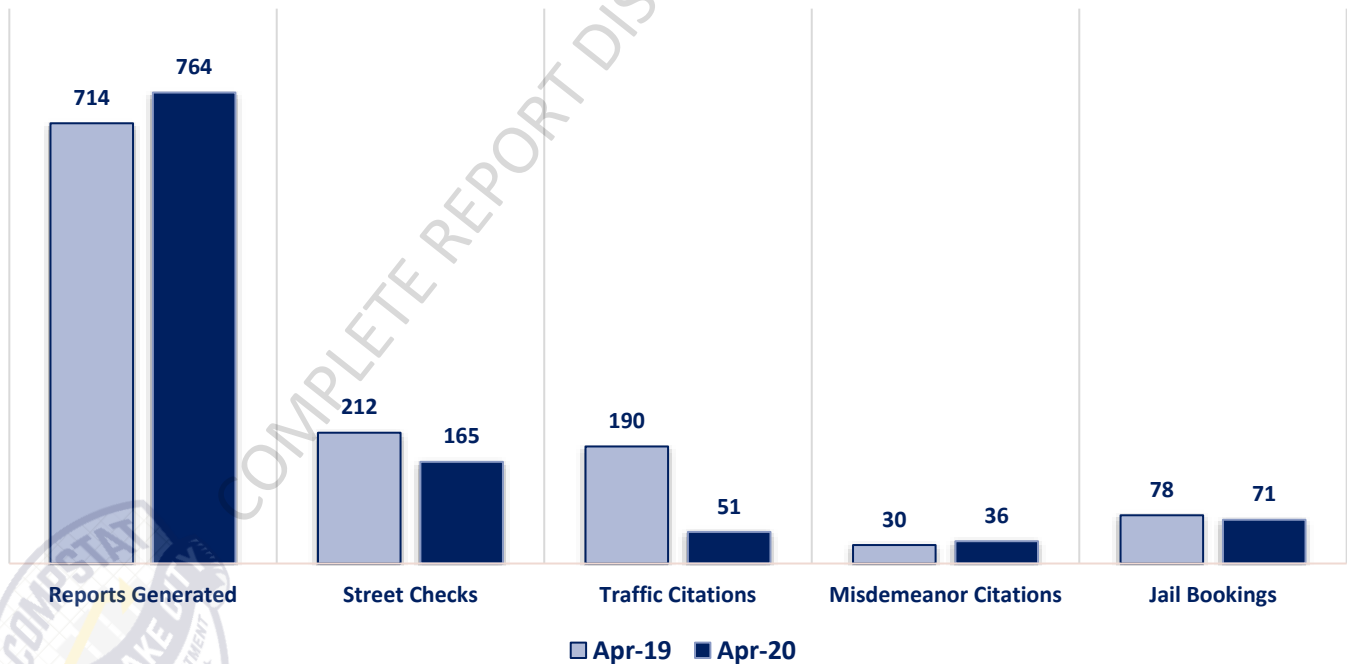
Part II Offenses



Non-UCR Offenses

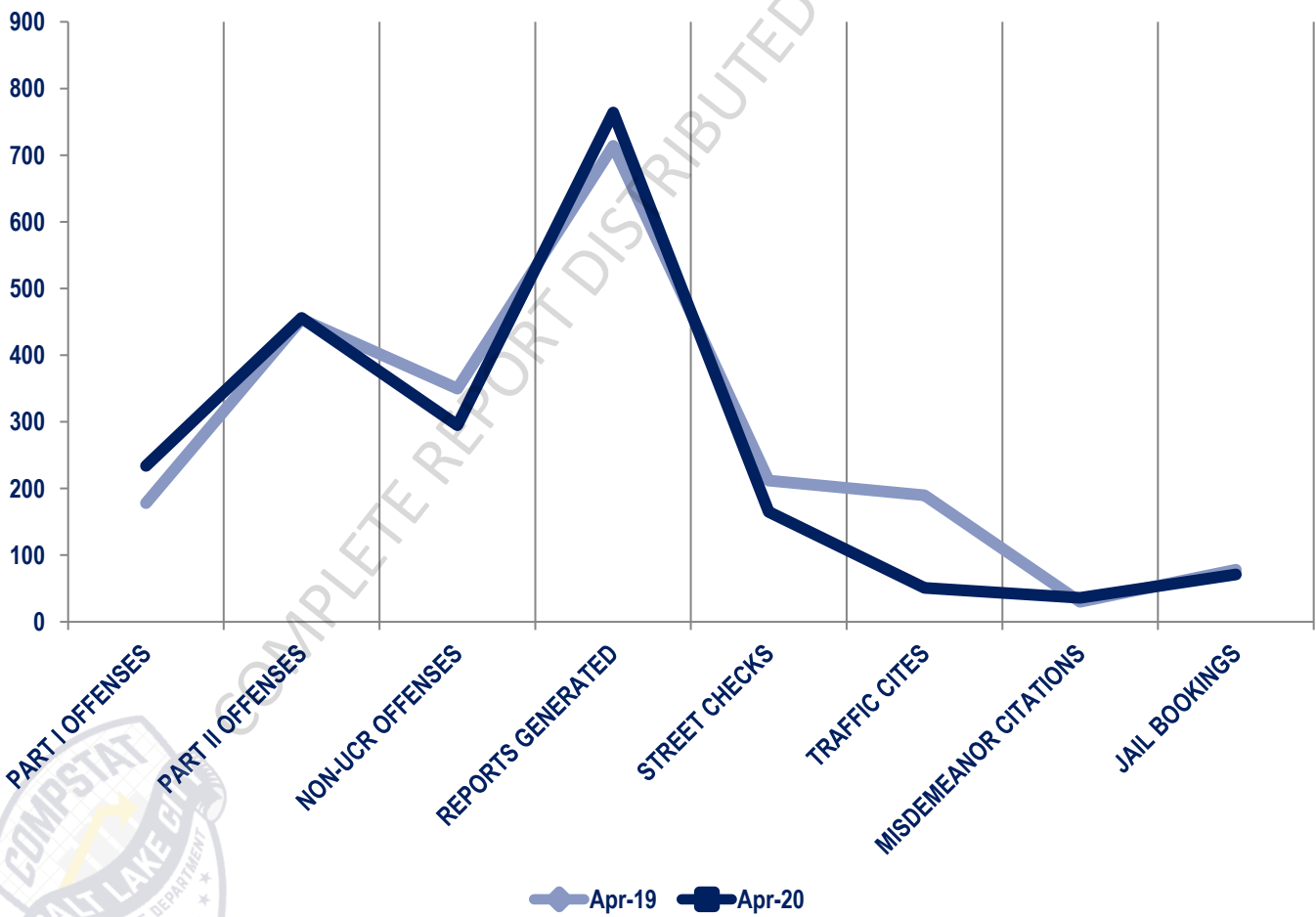


Other Event Totals



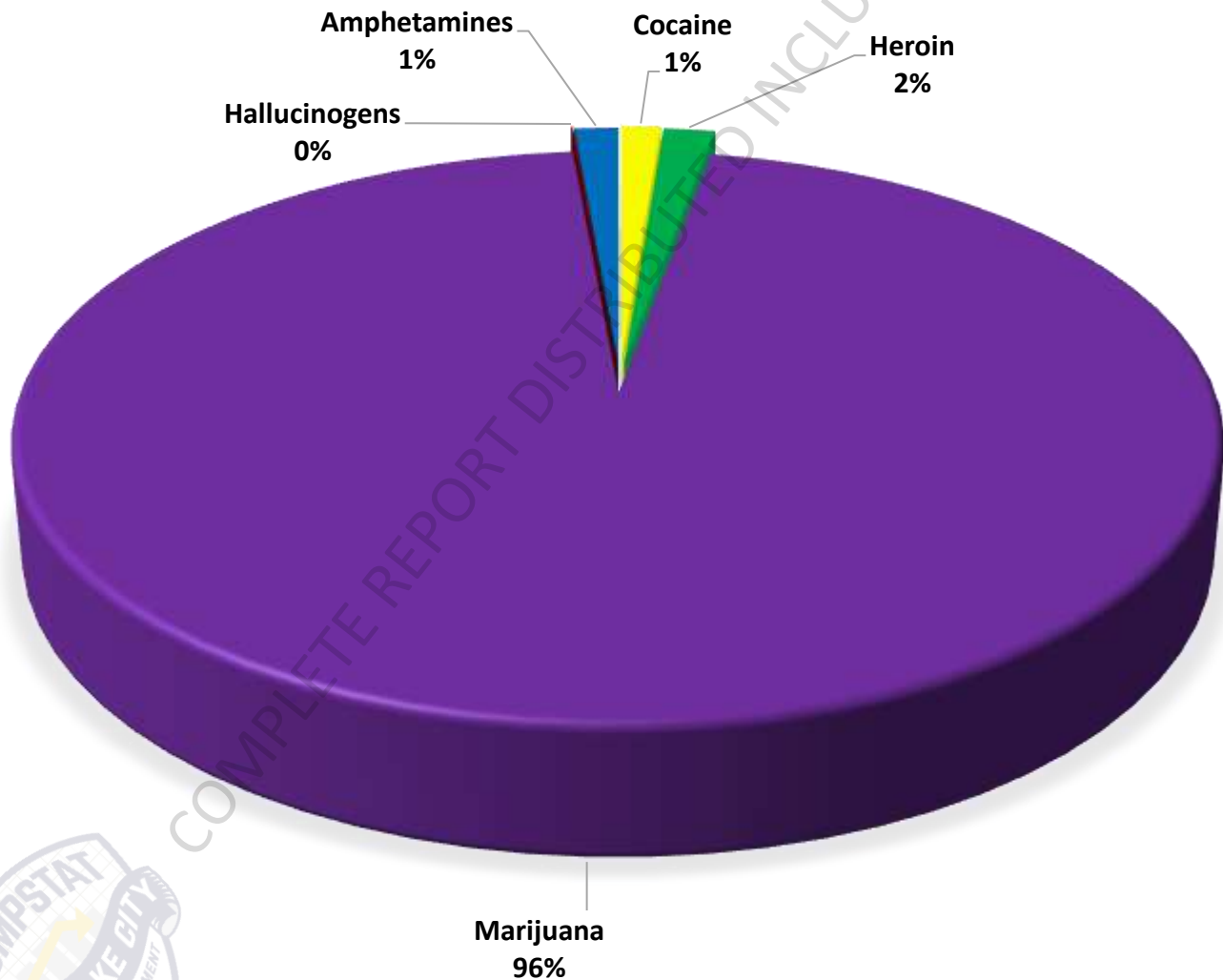
Combined Offense/Event Trends

	APR 2019	APR 2020
Part I Offenses	178	234
Part II Offenses	454	456
NonUCR Offenses	350	295
Reports Generated	714	764
Street Checks	212	165
Traffic Citations	190	51
Misdemeanor Citations	30	36
Jail Bookings	78	71



Seized Drugs

TYPE	DOSES	STREET VALUE
Cocaine	821.0	\$ 8,210.00
Heroin	1062.2	\$ 10,622.00
Marijuana	63261.0	\$ 379,565.71
Hallucinogens	28.2	\$ 56.44
Amphetamines	910.0	\$ 9,100.00
TOTAL	66082.4	\$ 407,554.15





Part I & II Offenses - One Year

