



CITY COUNCIL DISTRICT #7

MONTHLY OFFENSE SUMMARY

April 2020

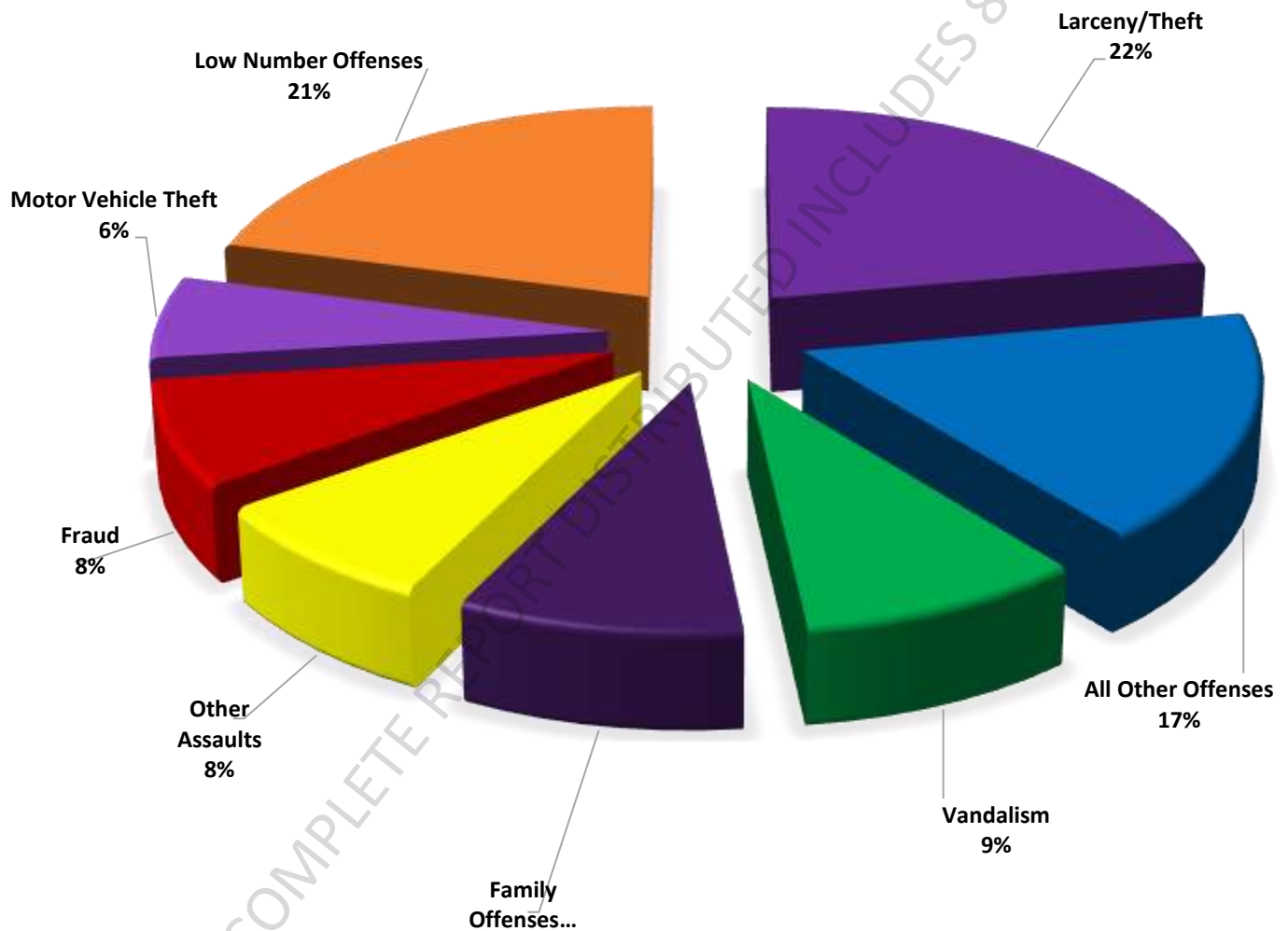
These figures represent preliminary counts of original Police Incident Reports and include all offenses within the above listed City Council District only. Full statistical analysis to determine the confidence level of this data has not been performed. The results contained herein are approximate in relation to the listed area and may not fully coincide with data shown in other areas of SLCPD's Crime Statistics page such as Calls for Service, Crimes Trending, and Crime Reports due to and reflective of departmental procedures that were in place at the time the event occurred and the date this data was compiled. Results displayed are not distinguished as attempted or completed crimes, do not include other calls for police service, and only represent police service where a report was made. Police Incident Reports are classified by primary offense categories as defined by the Uniform Crime Reporting (UCR) system, however for this report all offenses are included, and each incident may have more than one offense listed on it. In cases where there is more than one offense listed, all offenses are counted individually. Although every reasonable verification effort is made, the accuracy of any data is subject to the constraints of the report generation process as well as the manner, format, and point in time of any query.

PART I OFFENSES:	Chosen by the FBI as Part I Offenses because they are serious crimes that occur with regularity in all areas of the country and are likely to be reported to Police.
PART II OFFENSES:	All other crimes other than the eight Part I Offenses. The Uniform Crime Reporting Program gathers only arrest data for Part II Offenses, however, SLCPD results displayed in this document display all Part II Offenses, regardless of the presence of arrest data.
ALL OTHER OFFENSES:	Under the Part II Offense section, 'All Other Offenses' include Peeping Tom, Trespass, Kidnap/Abduction, Pornography, Extortion/Blackmail, Bribery, Warrants, Sexual Offenses, Obstruction, Public Peace, and Hit & Run.
NON-UCR OFFENSES:	Non-UCR Offenses include reports for all other offenses not classified as a Part I or Part II Offense. Results displayed separate some of these offenses such as Ambulance Calls, Deaths, Missing Persons, Suicides, Suspicious Activity, and Traffic Accidents.
ALL OTHER NON-UCR:	Under the Non-UCR category, 'All Other' include the remainder of offenses not classified as Part I or Part II and not separated from the Non-UCR Offenses. These include things such as Loud Parties, Barking Dogs, Mentally Ill Subjects, Citizen Assistance, etc.
LOW NUMBER OFFENSES:	On page two, in the interest of space and allowing for easier viewing, the category titled 'Low Number Offenses' include Part I and Part II Offenses from page one that have totals under the amount of 11.

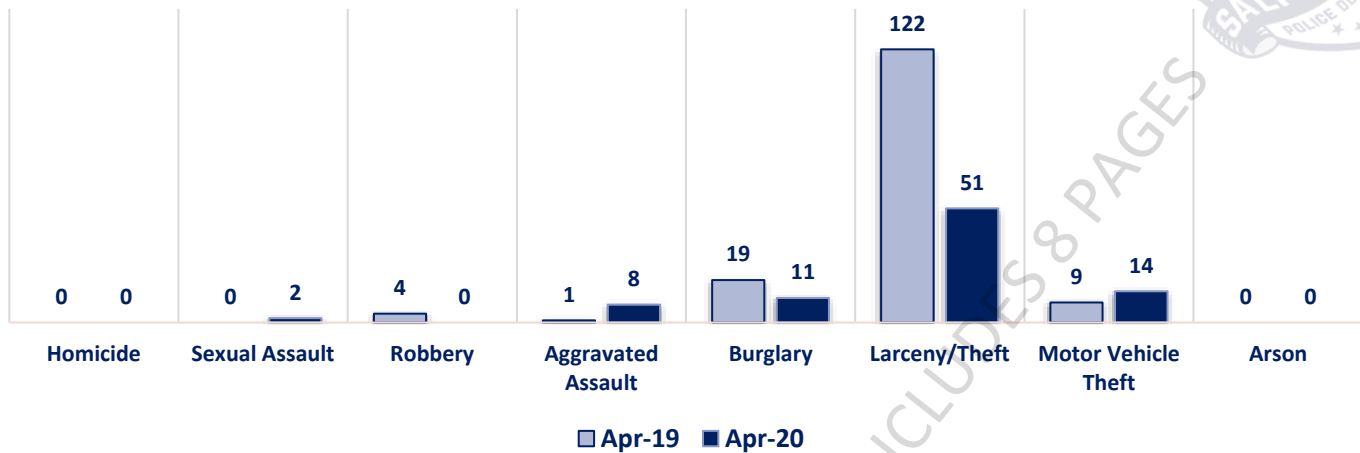
Offenses

	OFFENSE	APR 19	APR 20	OFFENSE	APR 19	APR 20
PART I OFFENSES	Homicide	0	0	Other Assaults	21	18
	Sexual Assault	0	2	Forgery/Counterfeit	4	4
	Robbery	4	0	Fraud	22	18
	Aggravated Assault	1	8	Embezzlement	0	0
	Burglary	19	11	Stolen Property	2	1
	Larceny/Theft	122	51	Vandalism	18	21
	Motor Vehicle Theft	9	14	Weapons	3	1
	Arson	0	0	Prostitution	0	0
	PART I TOTALS	155	86	Sex Offenses	3	1
NON-UCR OFFENSES	Ambulance Calls	11	8	Drug Abuse	9	7
	Deaths	1	7	Gambling	0	0
	Missing Persons	1	2	Family Offenses	13	21
	Suicides	1	1	DUI	4	2
	Suspicious Activity	7	13	Liquor Laws	2	2
	Traffic Accidents	64	15	Drunkenness	8	6
	All Other	95	73	Disorderly Conduct	1	3
	NON-UCR TOTALS	180	119	All Other Offenses	56	39
	PART I OFFENSES	155	86	Curfew/Loitering	0	0
TOTALS	PART II OFFENSES	169	144	Runaway	3	0
	NON-UCR OFFENSES	180	119	PART II TOTALS	169	144
	TOTAL	504	349			

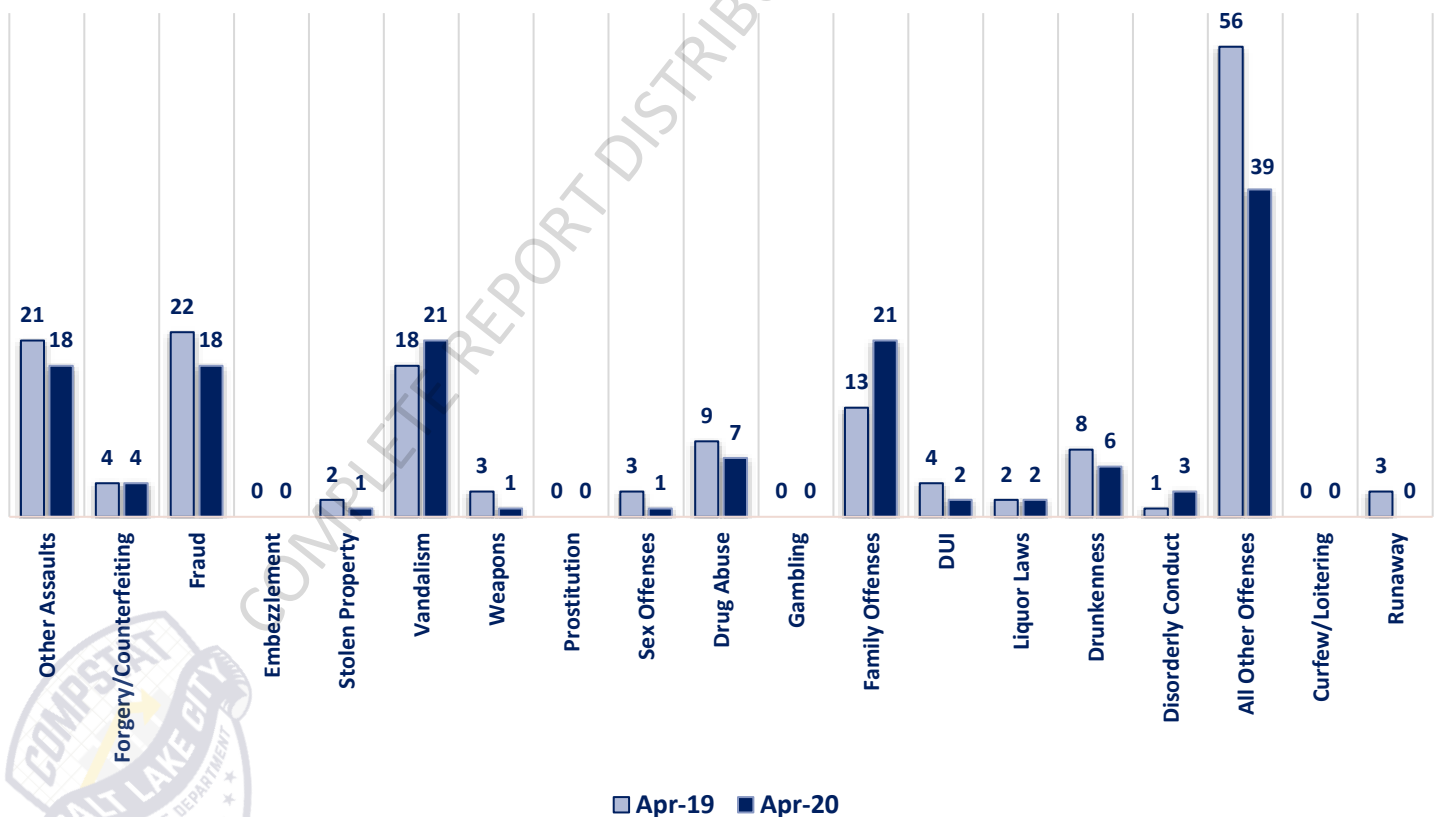
APRIL 2020- PART I & II OFFENSE PERCENTAGES



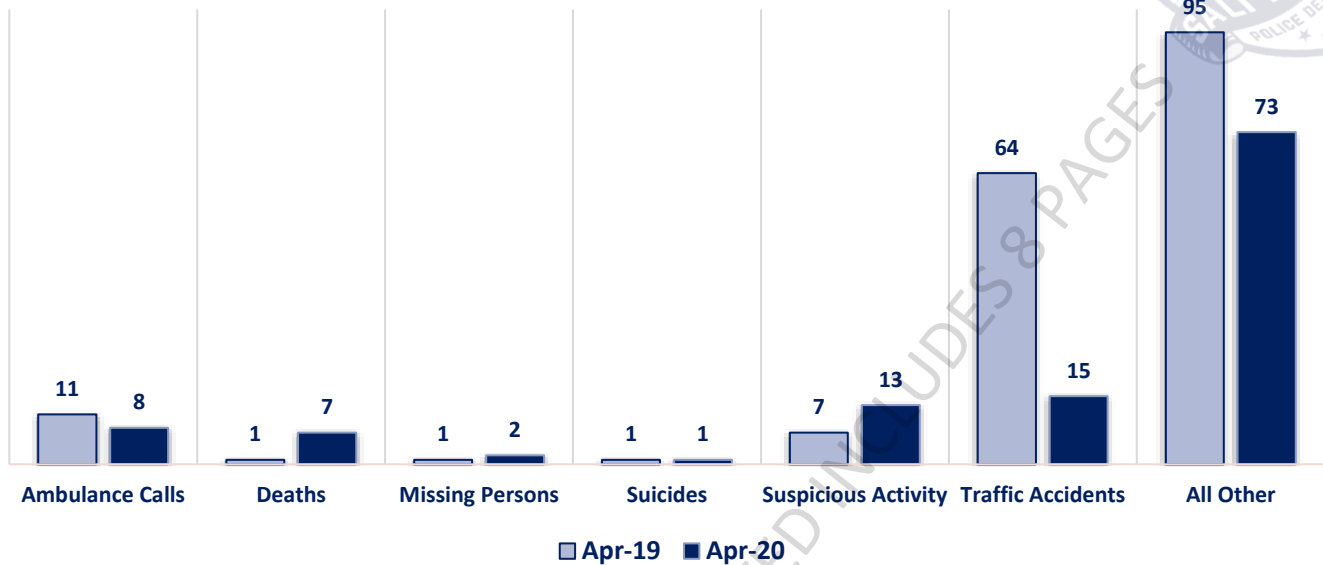
Part I Offenses



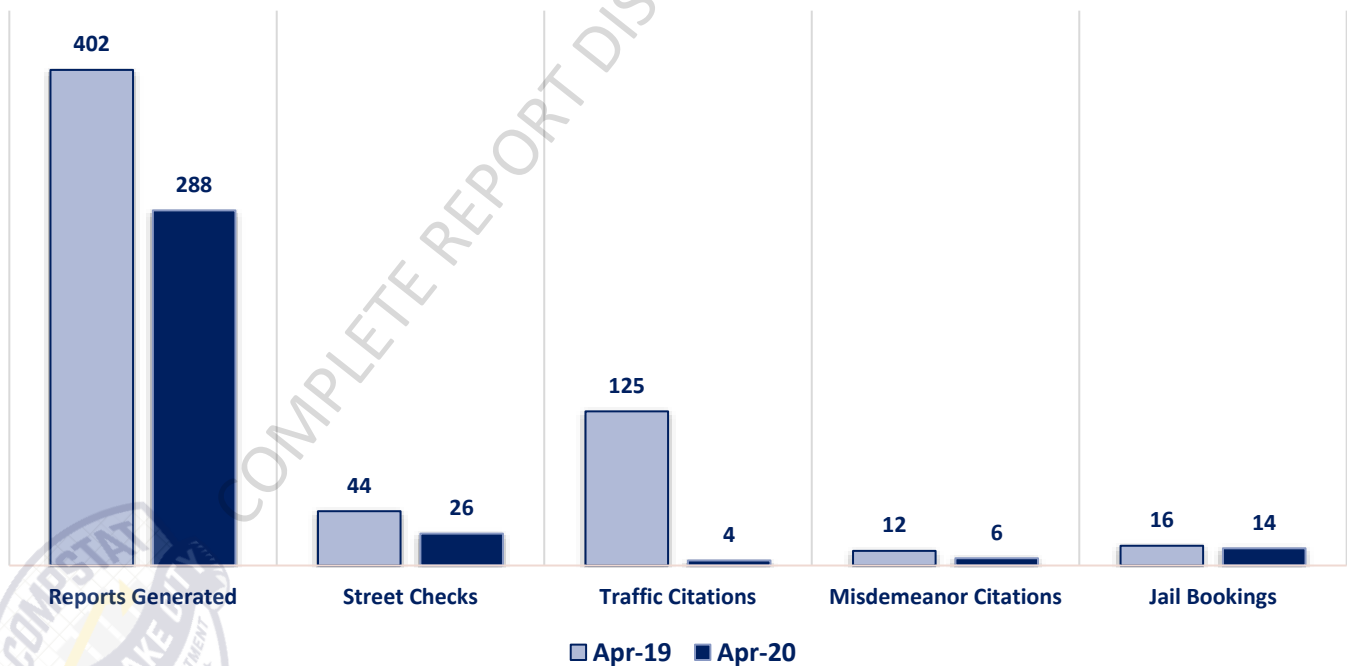
Part II Offenses



Non-UCR Offenses

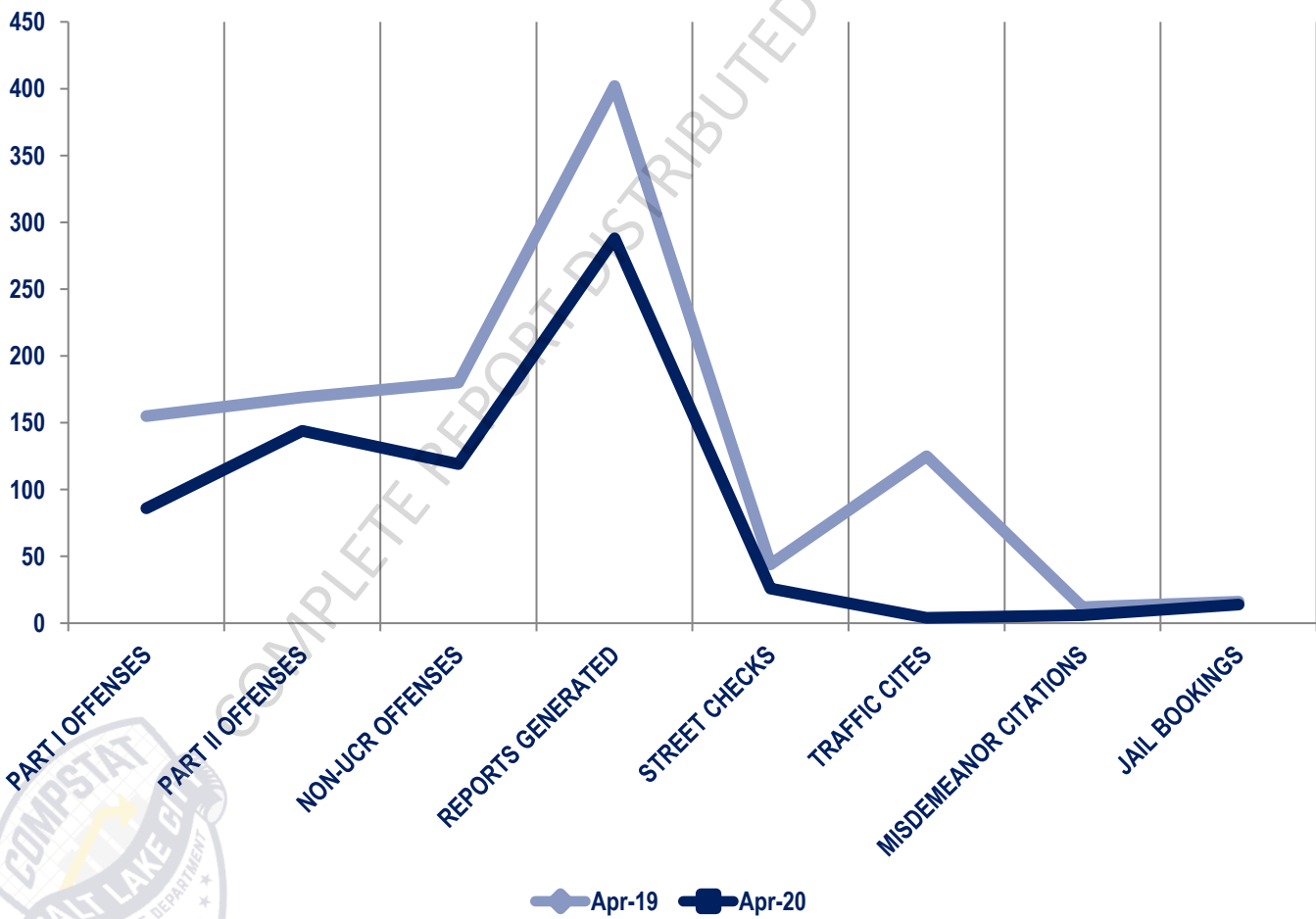


Other Event Totals



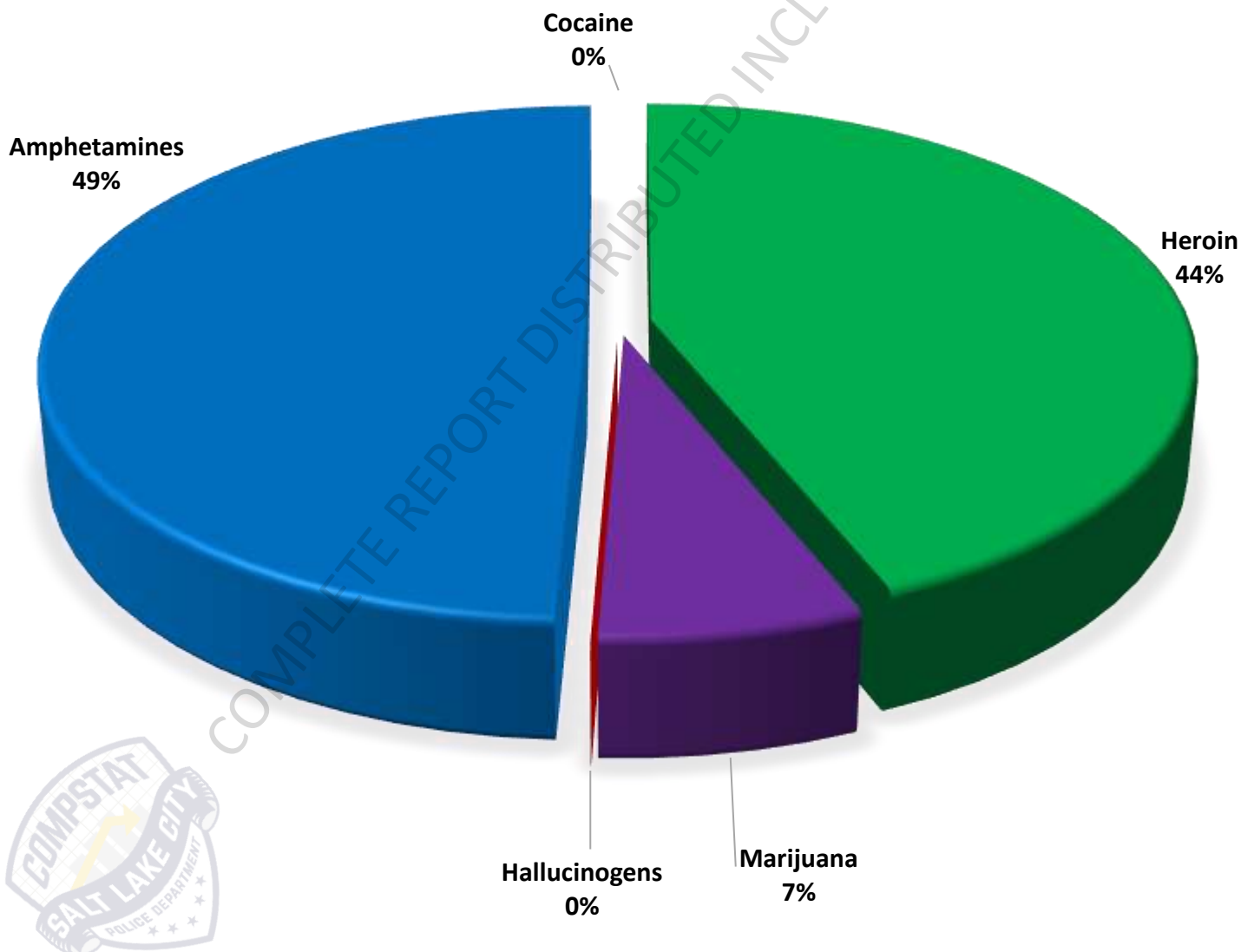
Combined Offense/Event Trends

	APR 2019	APR 2020
Part I Offenses	155	86
Part II Offenses	169	144
NonUCR Offenses	180	119
Reports Generated	402	288
Street Checks	44	26
Traffic Citations	125	4
Misdemeanor Citations	12	6
Jail Bookings	16	14



Seized Drugs

TYPE	DOSES	STREET VALUE
Cocaine	0.0	\$ -
Heroin	76.5	\$ 765.00
Marijuana	11.8	\$ 70.90
Hallucinogens	0.0	\$ -
Amphetamines	86.0	\$ 860.00
TOTAL	174.3	\$ 1,695.90



Part I & II Offenses - One Year

