



CITY COUNCIL DISTRICT #3 MONTHLY OFFENSE SUMMARY

May 2020

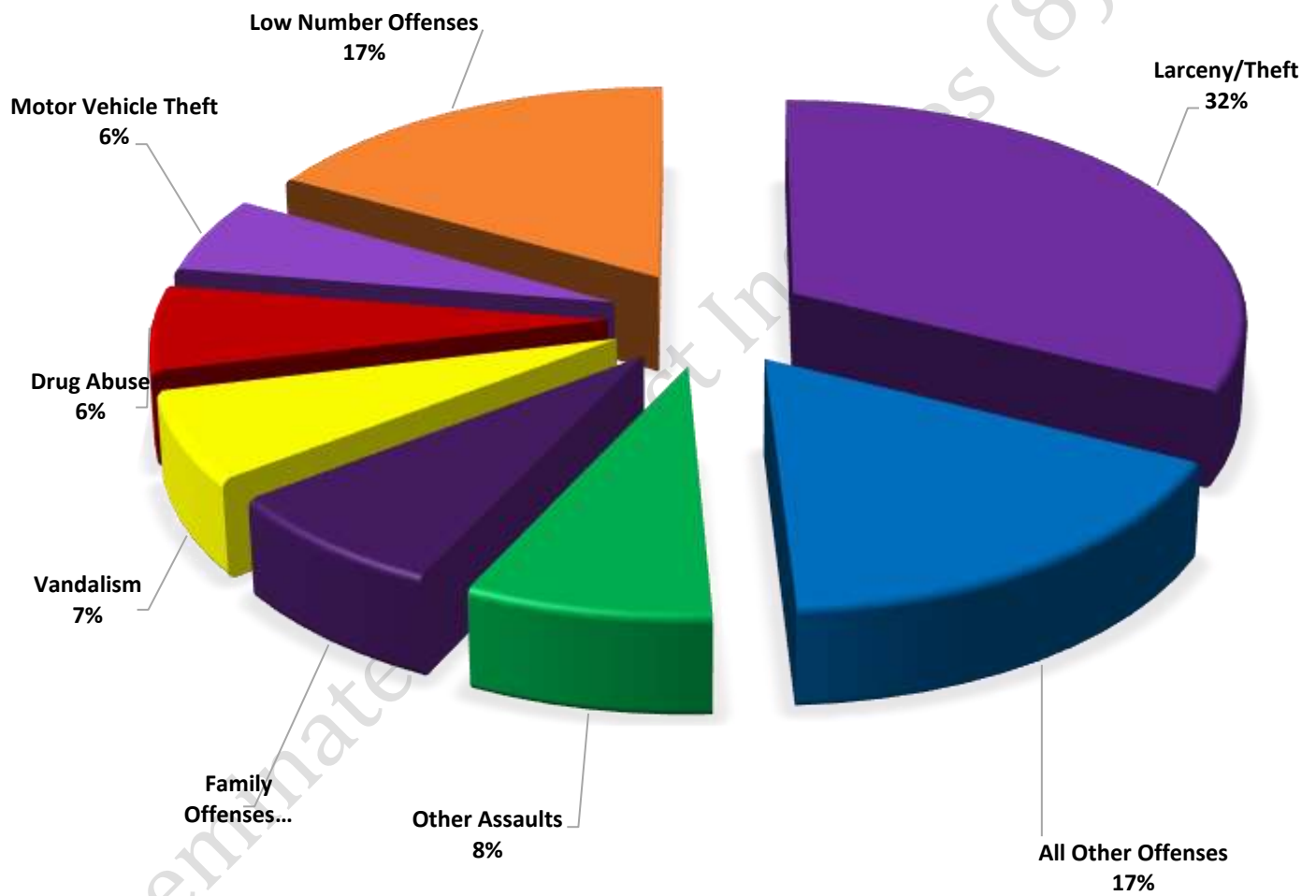
These figures represent preliminary counts of original Police Incident Reports and include all offenses within the above listed City Council District only. Full statistical analysis to determine the confidence level of this data has not been performed. The results contained herein are approximate in relation to the listed area and may not fully coincide with data shown in other areas of SLCPD's Crime Statistics page such as Calls for Service, Crimes Trending, and Crime Reports due to and reflective of departmental procedures that were in place at the time the event occurred and the date this data was compiled. Results displayed are not distinguished as attempted or completed crimes, do not include other calls for police service, and only represent police service where a report was made. Police Incident Reports are classified by primary offense categories as defined by the Uniform Crime Reporting (UCR) system, however for this report all offenses are included, and each incident may have more than one offense listed on it. In cases where there is more than one offense listed, all offenses are counted individually. Although every reasonable verification effort is made, the accuracy of any data is subject to the constraints of the report generation process as well as the manner, format, and point in time of any query.

-
- PART I OFFENSES:** Chosen by the FBI as Part I Offenses because they are serious crimes that occur with regularity in all areas of the country and are likely to be reported to Police.
- PART II OFFENSES:** All other crimes other than the eight Part I Offenses. The Uniform Crime Reporting Program gathers only arrest data for Part II Offenses, however, SLCPD results displayed in this document display all Part II Offenses, regardless of the presence of arrest data.
- ALL OTHER OFFENSES:** Under the Part II Offense section, 'All Other Offenses' include Peeping Tom, Trespass, Kidnap/Abduction, Pornography, Extortion/Blackmail, Bribery, Warrants, Sexual Offenses, Obstruction, Public Peace, and Hit & Run.
- NON-UCR OFFENSES:** Non-UCR Offenses include reports for all other offenses not classified as a Part I or Part II Offense. Results displayed separate some of these offenses such as Ambulance Calls, Deaths, Missing Persons, Suicides, Suspicious Activity, and Traffic Accidents.
- ALL OTHER NON-UCR:** Under the Non-UCR category, 'All Other' include the remainder of offenses not classified as Part I or Part II and not separated from the Non-UCR Offenses. These include things such as Loud Parties, Barking Dogs, Mentally Ill Subjects, Citizen Assistance, etc.
- LOW NUMBER OFFENSES:** On page two, in the interest of space and allowing for easier viewing, the category titled 'Low Number Offenses' include Part I and Part II Offenses from page one that have totals under the amount of 17.

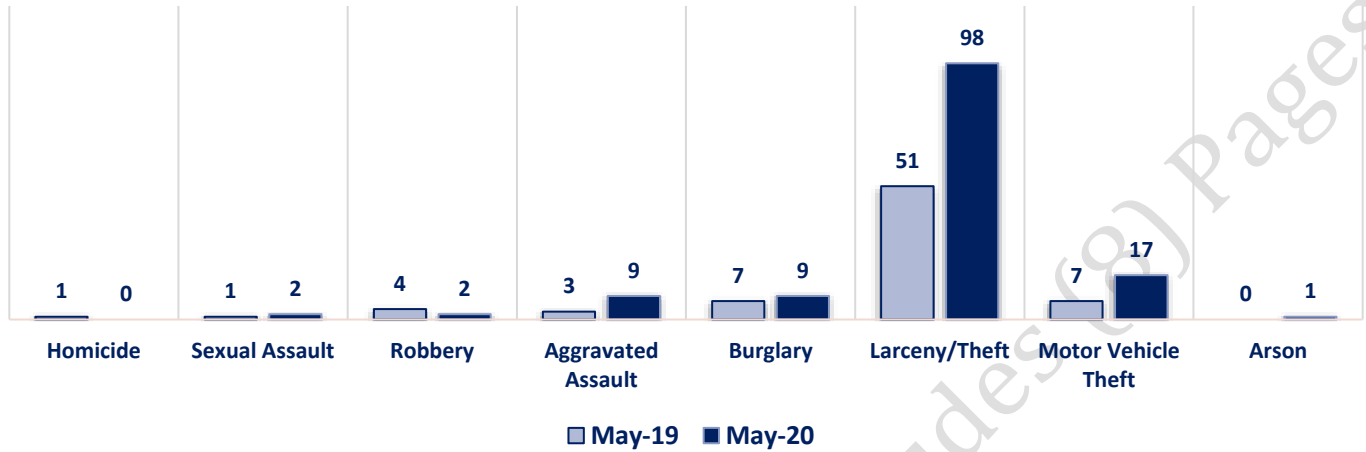
Offenses

		OFFENSE	MAY 19	MAY 20	OFFENSE	MAY 19	MAY 20
PART I OFFENSES	VIOLENT	Homicide	1	0	Other Assaults	32	24
		Sexual Assault	1	2	Forgery/Counterfeit	1	0
		Robbery	4	2	Fraud	21	17
		Aggravated Assault	3	9	Embezzlement	0	0
		Burglary	7	9	Stolen Property	1	2
	PROPERTY	Larceny/Theft	51	98	Vandalism	22	20
		Motor Vehicle Theft	7	17	Weapons	4	1
		Arson	0	1	Prostitution	0	0
		PART I TOTALS	74	138	Sex Offenses	3	1
NON-UCR OFFENSES	Ambulance Calls	22	13	Drug Abuse	18	19	
	Deaths	4	3	Gambling	1	0	
	Missing Persons	3	3	Family Offenses	26	23	
	Suicides	2	1	DUI	2	0	
	Suspicious Activity	12	11	Liquor Laws	1	0	
	Traffic Accidents	42	14	Drunkenness	2	3	
	All Other	108	92	Disorderly Conduct	8	3	
	NON-UCR TOTALS	193	137	All Other Offenses	51	51	
	PART I OFFENSES	74	138	Curfew/Loitering	0	0	
	PART II OFFENSES	193	165	Runaway	0	1	
TOTALS	NON-UCR OFFENSES	193	137	PART II TOTALS	193	165	
	TOTAL	460	440				

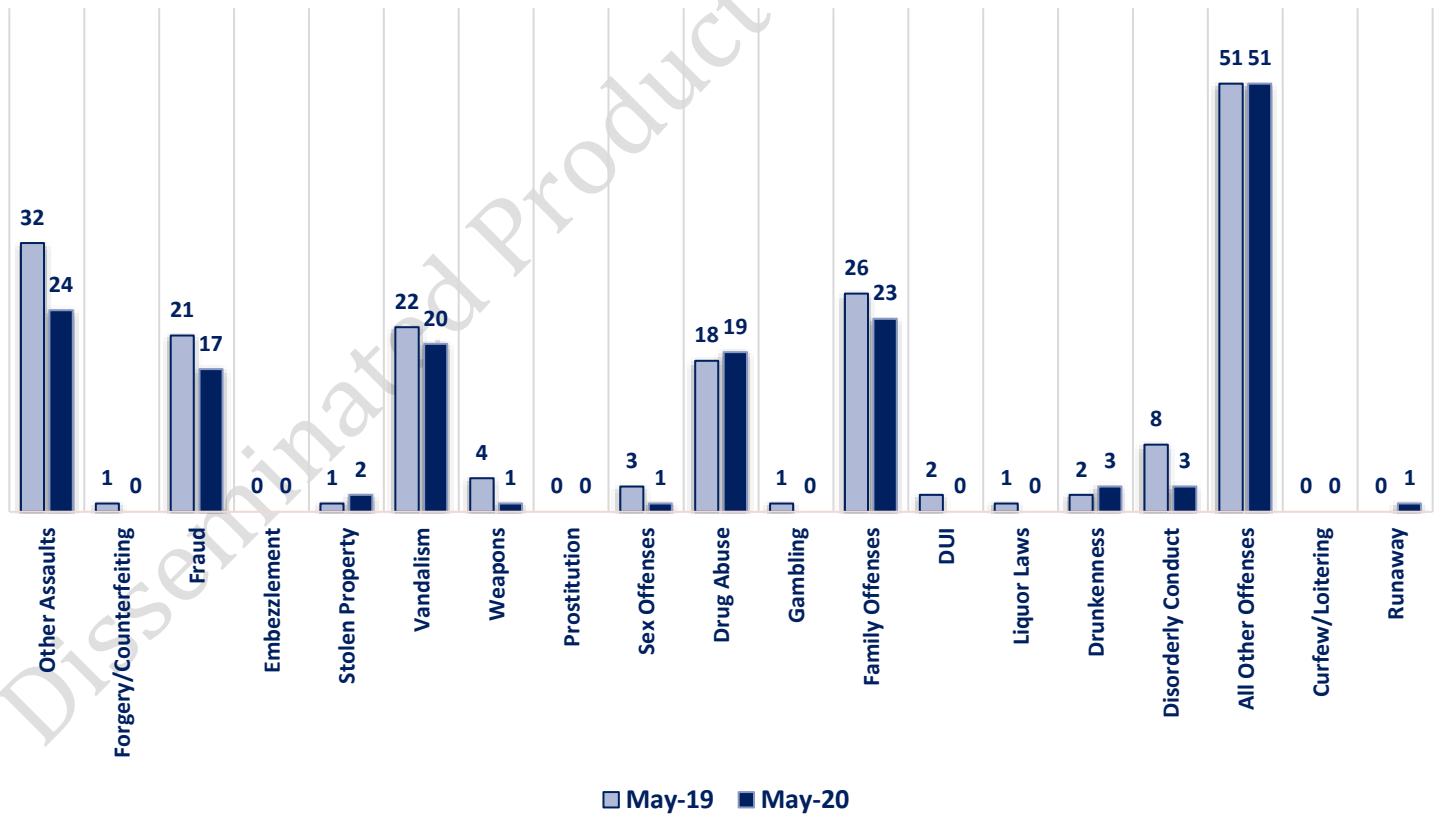
MAY 2020- PART I & II OFFENSE PERCENTAGES



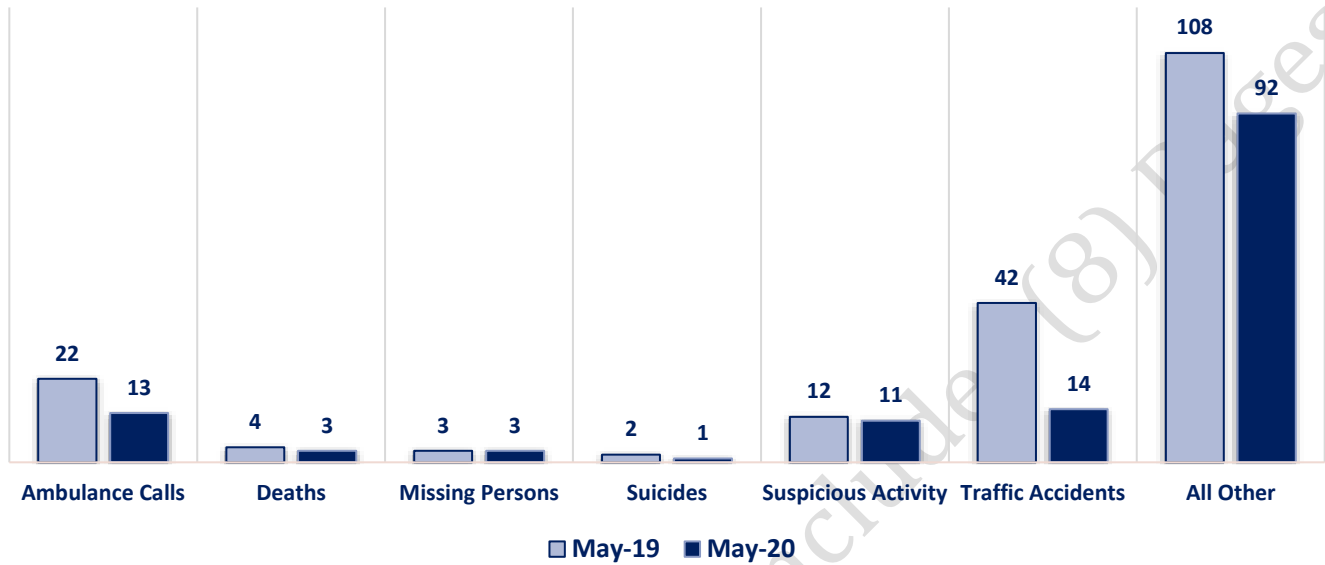
Part I Offenses



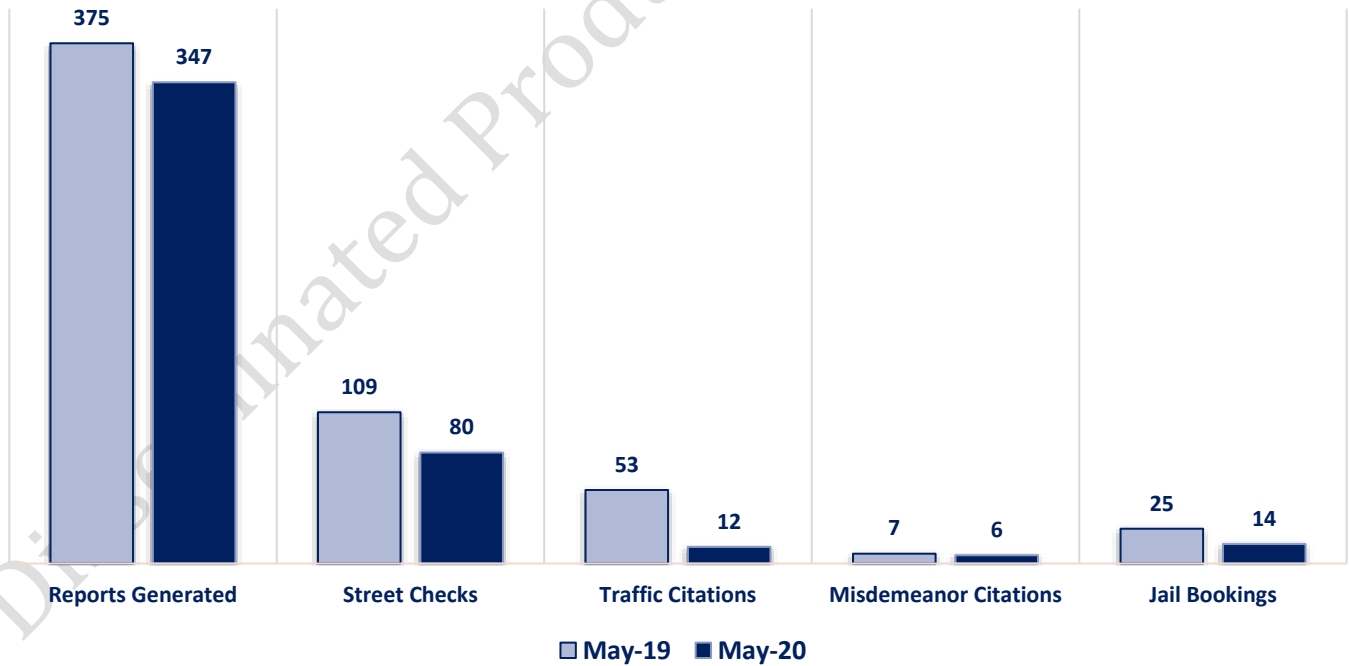
Part II Offenses



Non-UCR Offenses

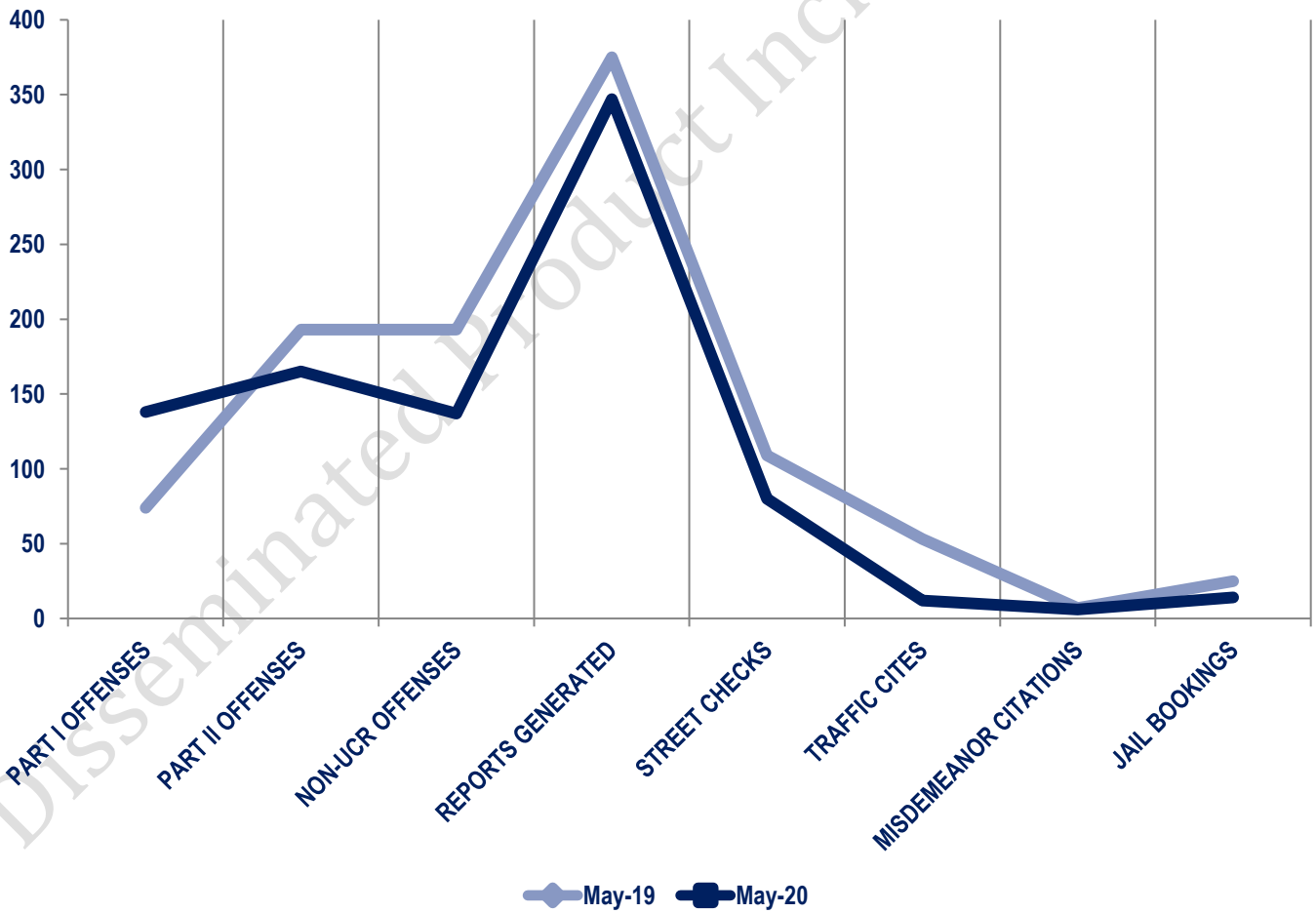


Other Event Totals



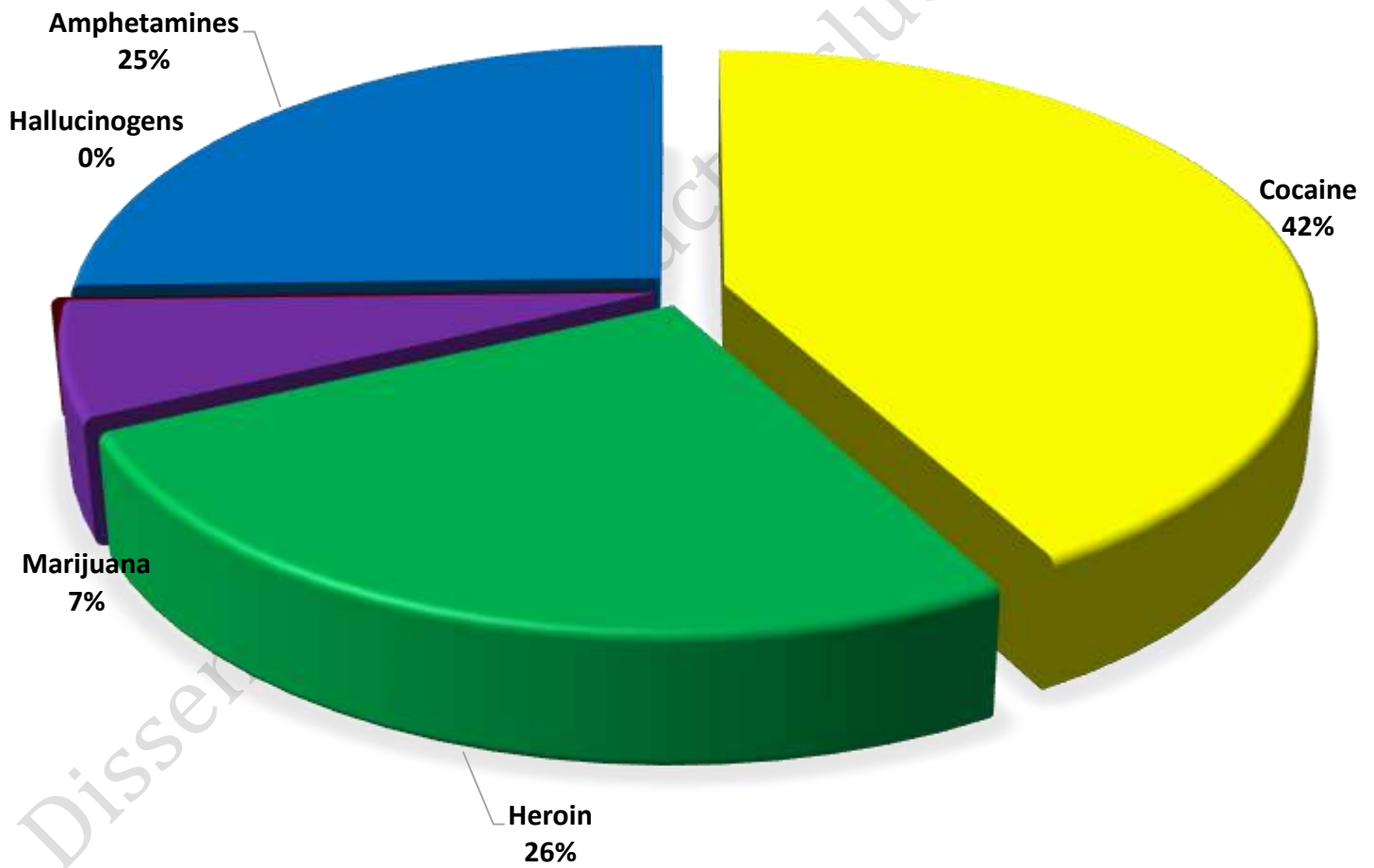
Combined Offense/Event Trends

	MAY 2019	MAY 2020
Part I Offenses	74	138
Part II Offenses	193	165
NonUCR Offenses	193	137
Reports Generated	375	347
Street Checks	109	80
Traffic Citations	53	12
Misdemeanor Citations	7	6
Jail Bookings	25	14



Seized Drugs

TYPE	DOSES	STREET VALUE
Cocaine	162.0	\$ 1,620.00
Heroin	99.8	\$ 998.00
Marijuana	25.6	\$ 153.82
Hallucinogens	0.0	\$ -
Amphetamines	98.0	\$ 980.00
TOTAL	385.4	\$ 3,751.82



Part I & II Offenses - One Year

