



CITY COUNCIL DISTRICT #4 MONTHLY OFFENSE SUMMARY

May 2020

These figures represent preliminary counts of original Police Incident Reports and include all offenses within the above listed City Council District only. Full statistical analysis to determine the confidence level of this data has not been performed. The results contained herein are approximate in relation to the listed area and may not fully coincide with data shown in other areas of SLCPD's Crime Statistics page such as Calls for Service, Crimes Trending, and Crime Reports due to and reflective of departmental procedures that were in place at the time the event occurred and the date this data was compiled. Results displayed are not distinguished as attempted or completed crimes, do not include other calls for police service, and only represent police service where a report was made. Police Incident Reports are classified by primary offense categories as defined by the Uniform Crime Reporting (UCR) system, however for this report all offenses are included, and each incident may have more than one offense listed on it. In cases where there is more than one offense listed, all offenses are counted individually. Although every reasonable verification effort is made, the accuracy of any data is subject to the constraints of the report generation process as well as the manner, format, and point in time of any query.

- PART I OFFENSES:** Chosen by the FBI as Part I Offenses because they are serious crimes that occur with regularity in all areas of the country and are likely to be reported to Police.

- PART II OFFENSES:** All other crimes other than the eight Part I Offenses. The Uniform Crime Reporting Program gathers only arrest data for Part II Offenses, however, SLCPD results displayed in this document display all Part II Offenses, regardless of the presence of arrest data.

- ALL OTHER OFFENSES:** Under the Part II Offense section, 'All Other Offenses' include Peeping Tom, Trespass, Kidnap/Abduction, Pornography, Extortion/Blackmail, Bribery, Warrants, Sexual Offenses, Obstruction, Public Peace, and Hit & Run.

- NON-UCR OFFENSES:** Non-UCR Offenses include reports for all other offenses not classified as a Part I or Part II Offense. Results displayed separate some of these offenses such as Ambulance Calls, Deaths, Missing Persons, Suicides, Suspicious Activity, and Traffic Accidents.

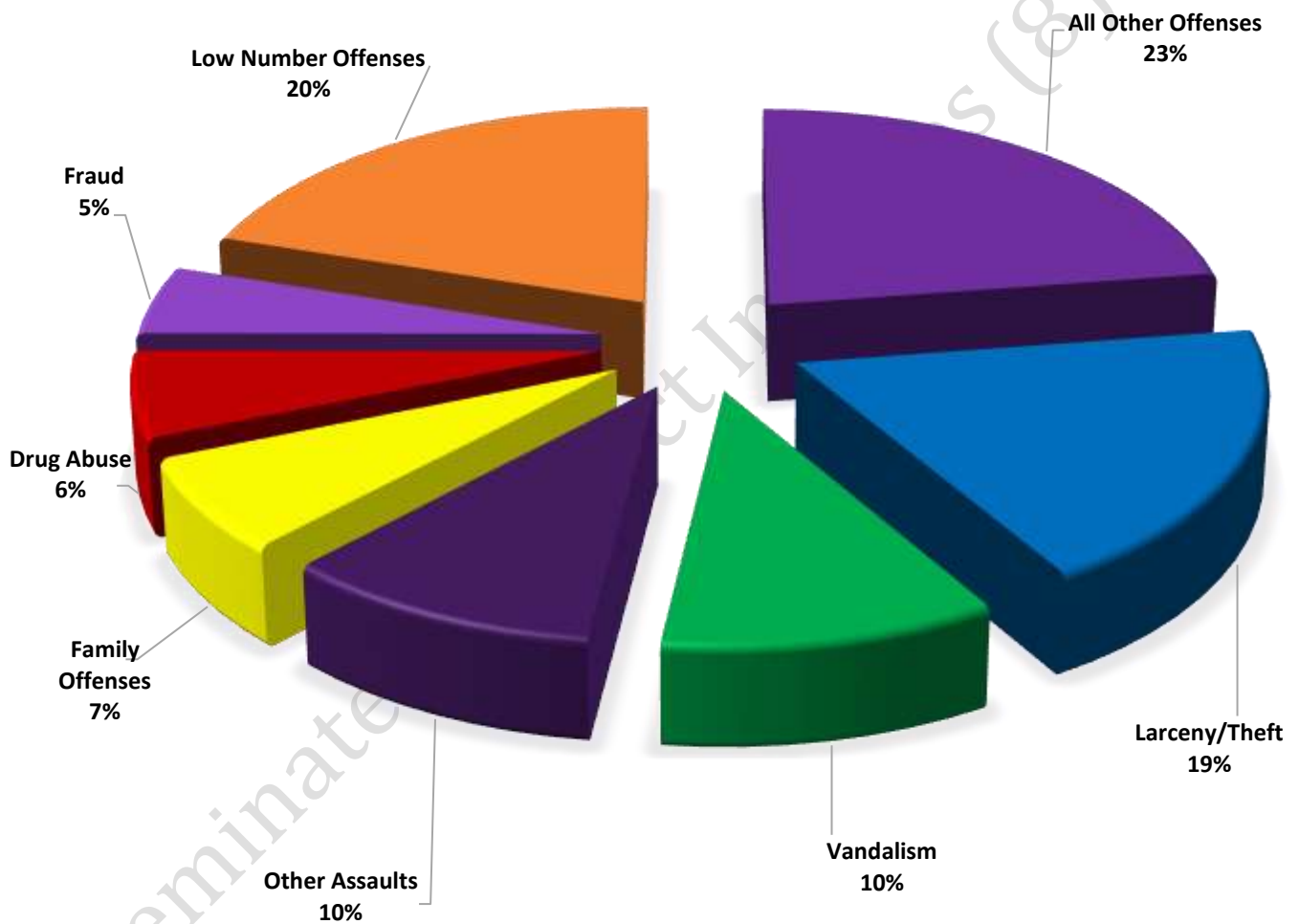
- ALL OTHER NON-UCR:** Under the Non-UCR category, 'All Other' include the remainder of offenses not classified as Part I or Part II and not separated from the Non-UCR Offenses. These include things such as Loud Parties, Barking Dogs, Mentally Ill Subjects, Citizen Assistance, etc.

- LOW NUMBER OFFENSES:** On page two, in the interest of space and allowing for easier viewing, the category titled 'Low Number Offenses' include Part I and Part II Offenses from page one that have totals under the amount of 44.

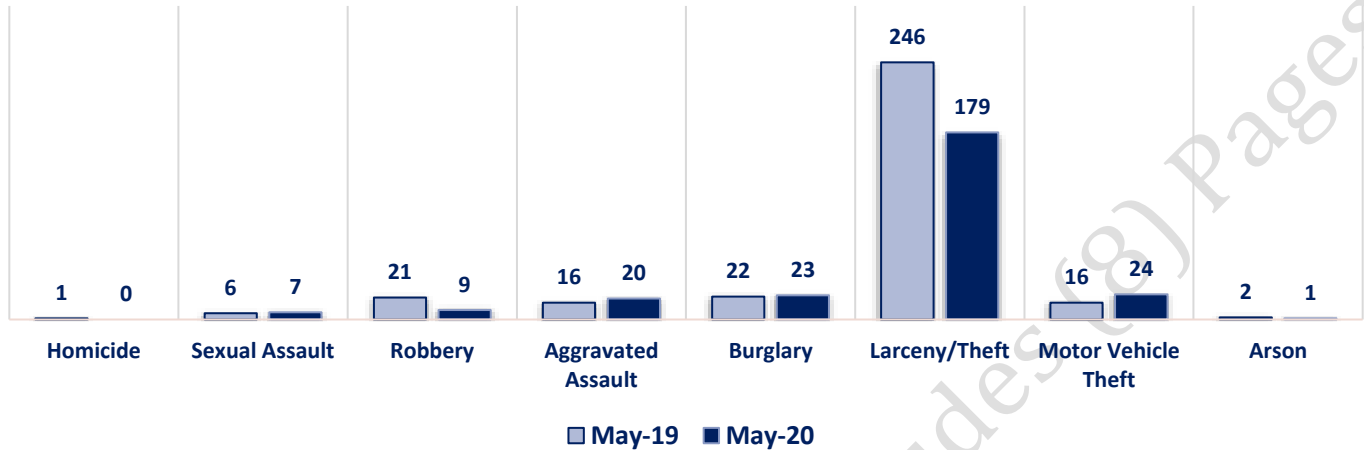
Offenses

		OFFENSE	MAY 19	MAY 20	OFFENSE	MAY 19	MAY 20
PART I OFFENSES	VIOLENT	Homicide	1	0	Other Assaults	121	96
		Sexual Assault	6	7	Forgery/Counterfeit	22	10
		Robbery	21	9	Fraud	70	47
		Aggravated Assault	16	20	Embezzlement	0	0
		Burglary	22	23	Stolen Property	3	4
	PROPERTY	Larceny/Theft	246	179	Vandalism	60	100
		Motor Vehicle Theft	16	24	Weapons	6	7
		Arson	2	1	Prostitution	4	1
		PART I TOTALS	330	263	Sex Offenses	6	2
NON-UCR OFFENSES	Ambulance Calls	54	67	Drug Abuse	100	59	
	Deaths	8	6	Gambling	1	0	
	Missing Persons	20	14	Family Offenses	54	64	
	Suicides	0	2	DUI	14	5	
	Suspicious Activity	31	26	Liquor Laws	2	2	
	Traffic Accidents	157	65	Drunkenness	52	26	
	All Other	360	306	Disorderly Conduct	43	44	
	NON-UCR TOTALS	630	486	All Other Offenses	311	215	
	PART I OFFENSES	330	263	Curfew/Loitering	0	0	
	PART II OFFENSES	884	687	Runaway	15	5	
TOTALS	NON-UCR OFFENSES	630	486	PART II TOTALS	884	687	
	TOTAL	1844	1436				

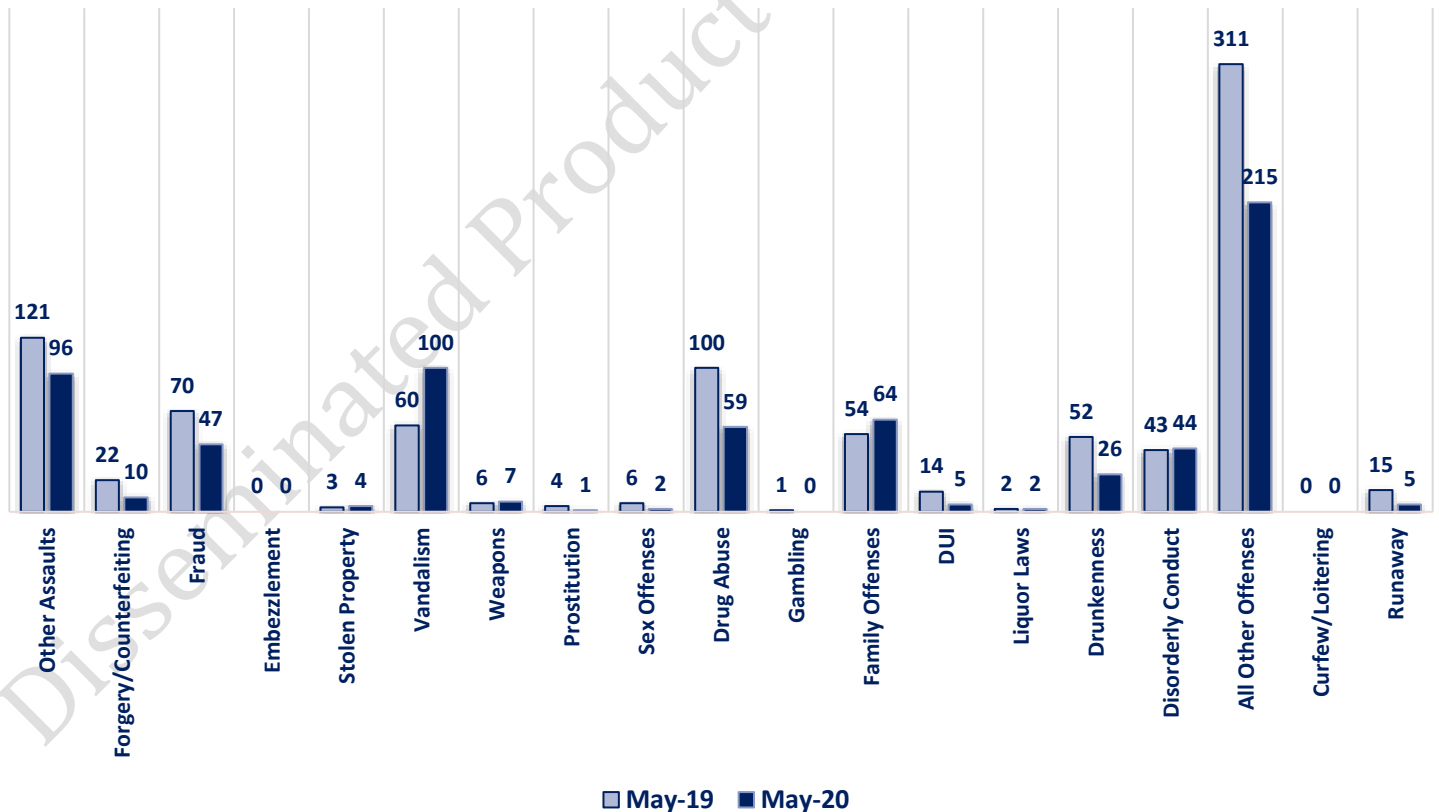
MAY 2020- PART I & II OFFENSE PERCENTAGES



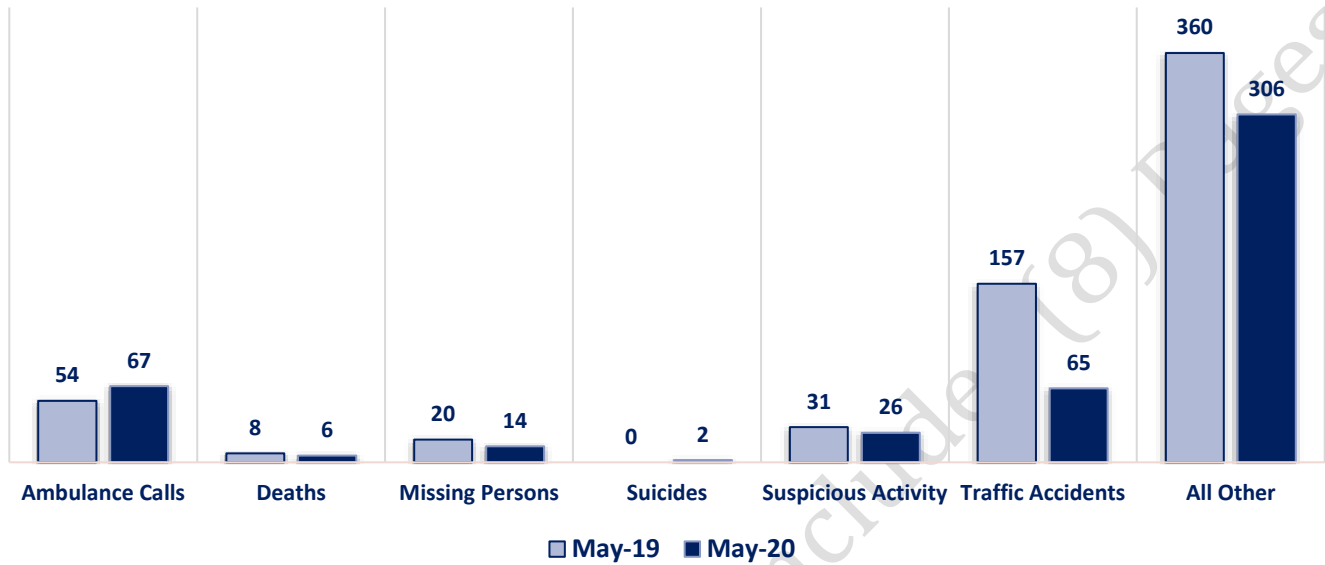
Part I Offenses



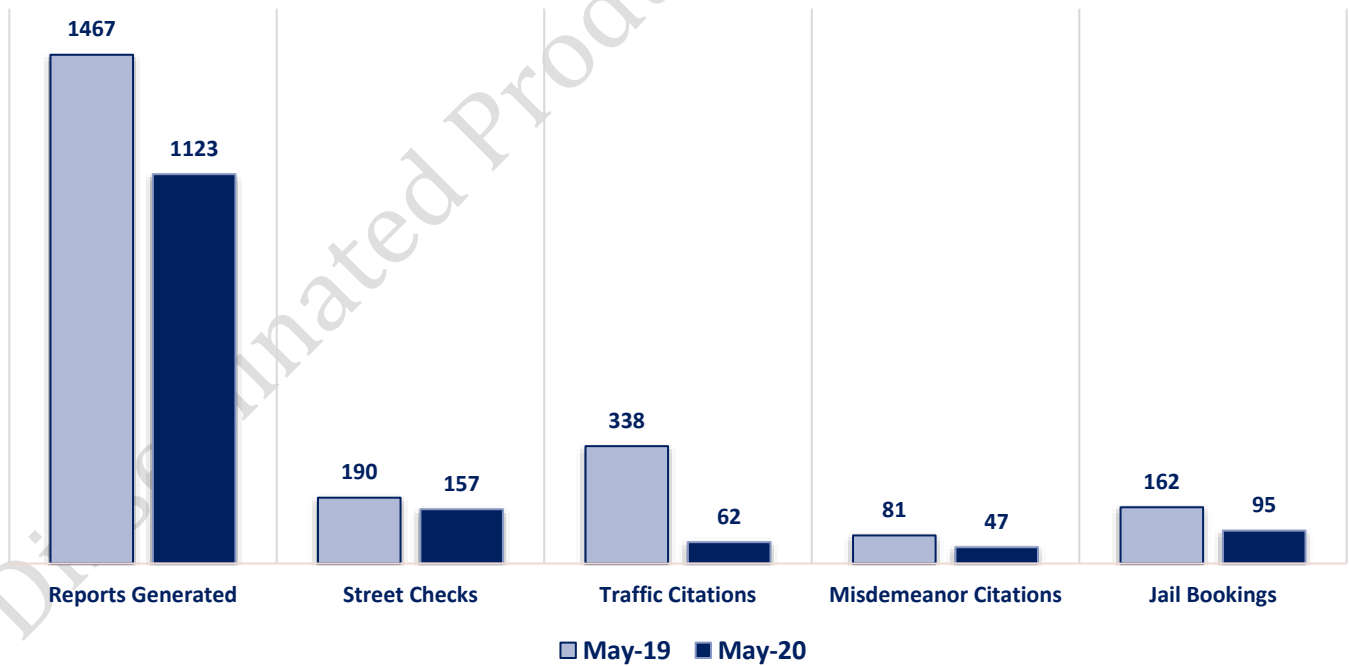
Part II Offenses



Non-UCR Offenses

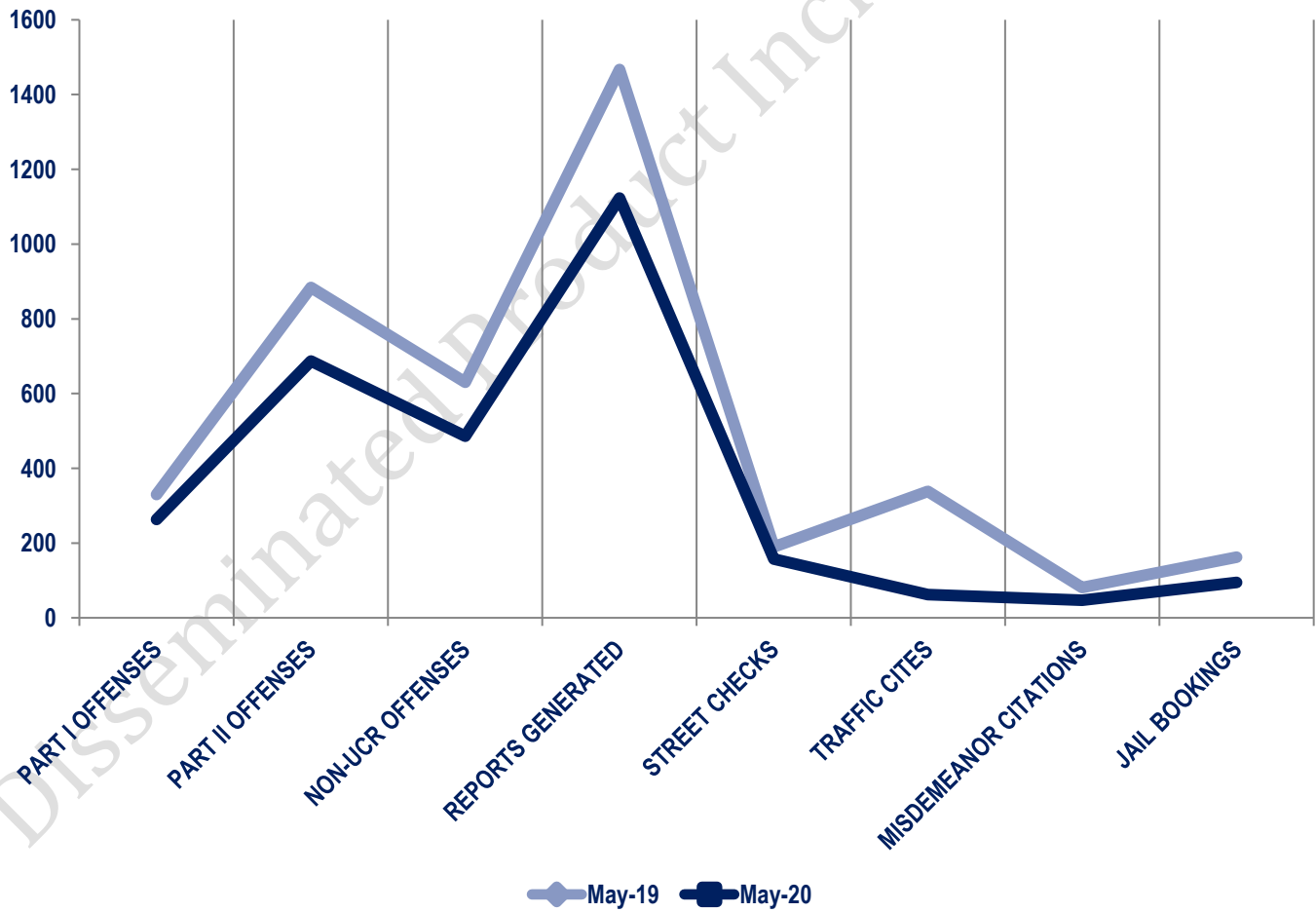


Other Event Totals



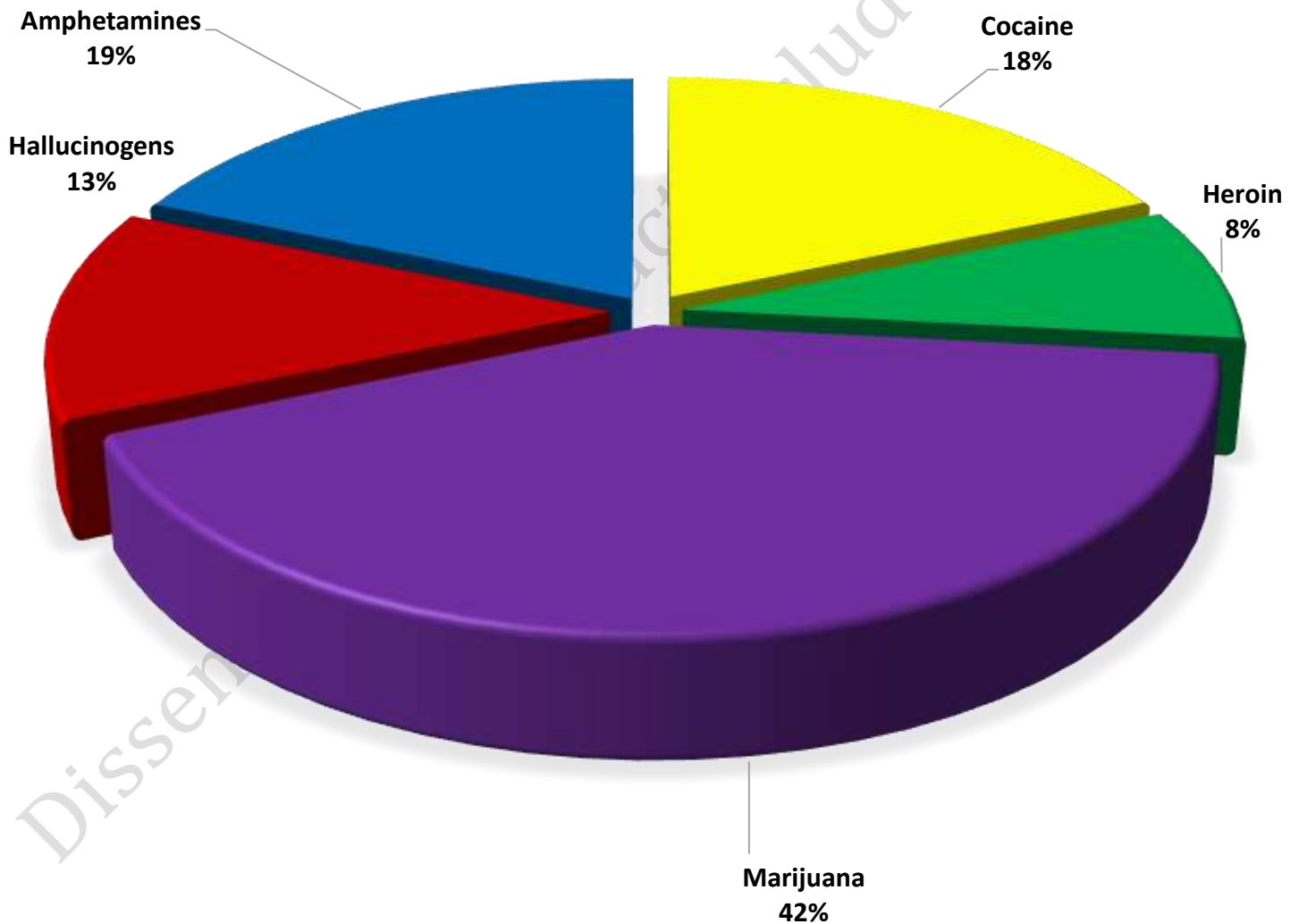
Combined Offense/Event Trends

	MAY 2019	MAY 2020
Part I Offenses	330	263
Part II Offenses	884	687
NonUCR Offenses	630	486
Reports Generated	1467	1123
Street Checks	190	157
Traffic Citations	338	62
Misdemeanor Citations	81	47
Jail Bookings	162	95



Seized Drugs

TYPE	DOSES	STREET VALUE
Cocaine	199.0	\$ 1,990.00
Heroin	88.1	\$ 881.00
Marijuana	448.9	\$ 2,693.20
Hallucinogens	138.8	\$ 277.61
Amphetamines	199.0	\$ 1,990.00
TOTAL	1073.8	\$ 7,831.81



Part I & II Offenses - One Year

