



CITY COUNCIL DISTRICT #7 MONTHLY OFFENSE SUMMARY

May 2020

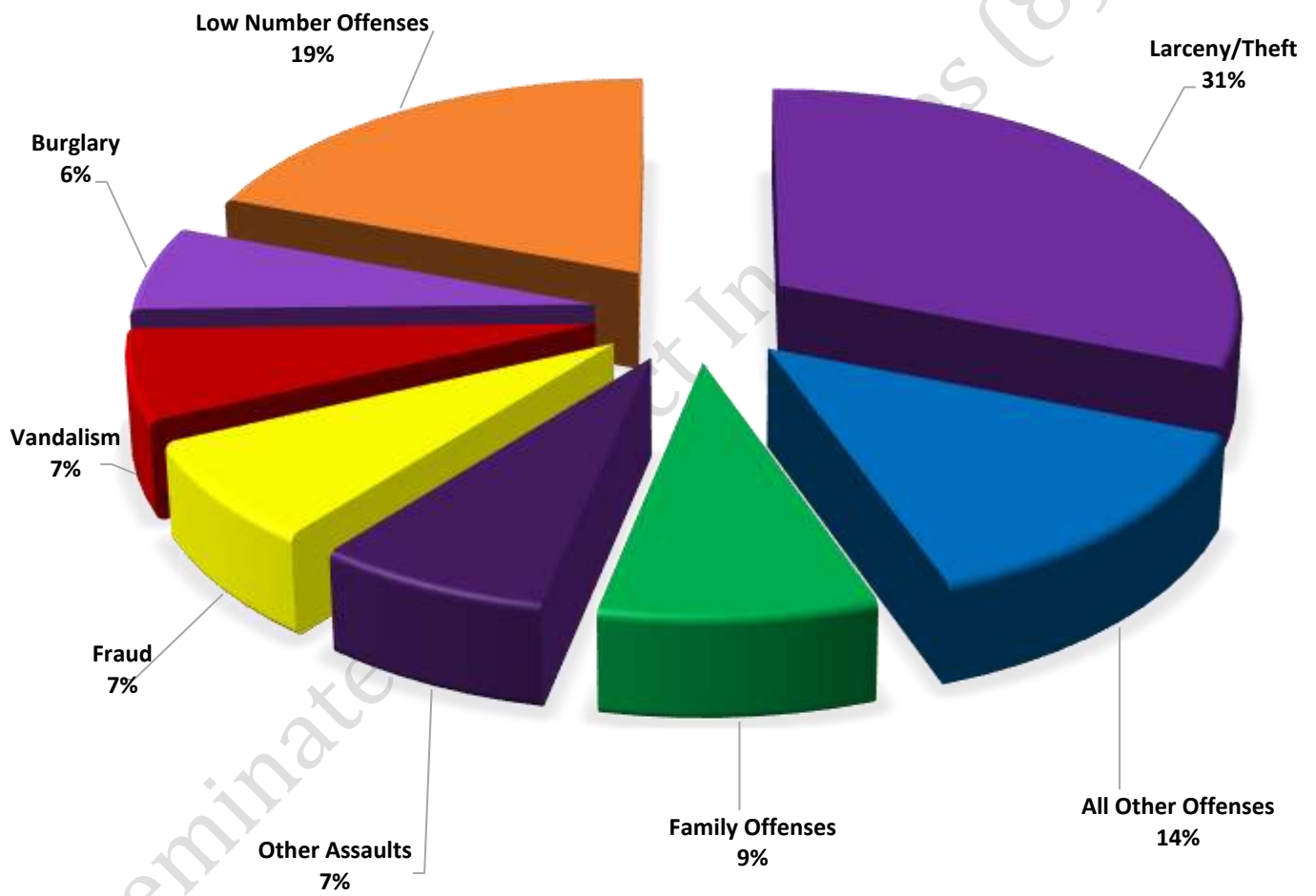
These figures represent preliminary counts of original Police Incident Reports and include all offenses within the above listed City Council District only. Full statistical analysis to determine the confidence level of this data has not been performed. The results contained herein are approximate in relation to the listed area and may not fully coincide with data shown in other areas of SLCPD's Crime Statistics page such as Calls for Service, Crimes Trending, and Crime Reports due to and reflective of departmental procedures that were in place at the time the event occurred and the date this data was compiled. Results displayed are not distinguished as attempted or completed crimes, do not include other calls for police service, and only represent police service where a report was made. Police Incident Reports are classified by primary offense categories as defined by the Uniform Crime Reporting (UCR) system, however for this report all offenses are included, and each incident may have more than one offense listed on it. In cases where there is more than one offense listed, all offenses are counted individually. Although every reasonable verification effort is made, the accuracy of any data is subject to the constraints of the report generation process as well as the manner, format, and point in time of any query.

-
- PART I OFFENSES:** Chosen by the FBI as Part I Offenses because they are serious crimes that occur with regularity in all areas of the country and are likely to be reported to Police.
- PART II OFFENSES:** All other crimes other than the eight Part I Offenses. The Uniform Crime Reporting Program gathers only arrest data for Part II Offenses, however, SLCPD results displayed in this document display all Part II Offenses, regardless of the presence of arrest data.
- ALL OTHER OFFENSES:** Under the Part II Offense section, 'All Other Offenses' include Peeping Tom, Trespass, Kidnap/Abduction, Pornography, Extortion/Blackmail, Bribery, Warrants, Sexual Offenses, Obstruction, Public Peace, and Hit & Run.
- NON-UCR OFFENSES:** Non-UCR Offenses include reports for all other offenses not classified as a Part I or Part II Offense. Results displayed separate some of these offenses such as Ambulance Calls, Deaths, Missing Persons, Suicides, Suspicious Activity, and Traffic Accidents.
- ALL OTHER NON-UCR:** Under the Non-UCR category, 'All Other' include the remainder of offenses not classified as Part I or Part II and not separated from the Non-UCR Offenses. These include things such as Loud Parties, Barking Dogs, Mentally Ill Subjects, Citizen Assistance, etc.
- LOW NUMBER OFFENSES:** On page two, in the interest of space and allowing for easier viewing, the category titled 'Low Number Offenses' include Part I and Part II Offenses from page one that have totals under the amount of 9.

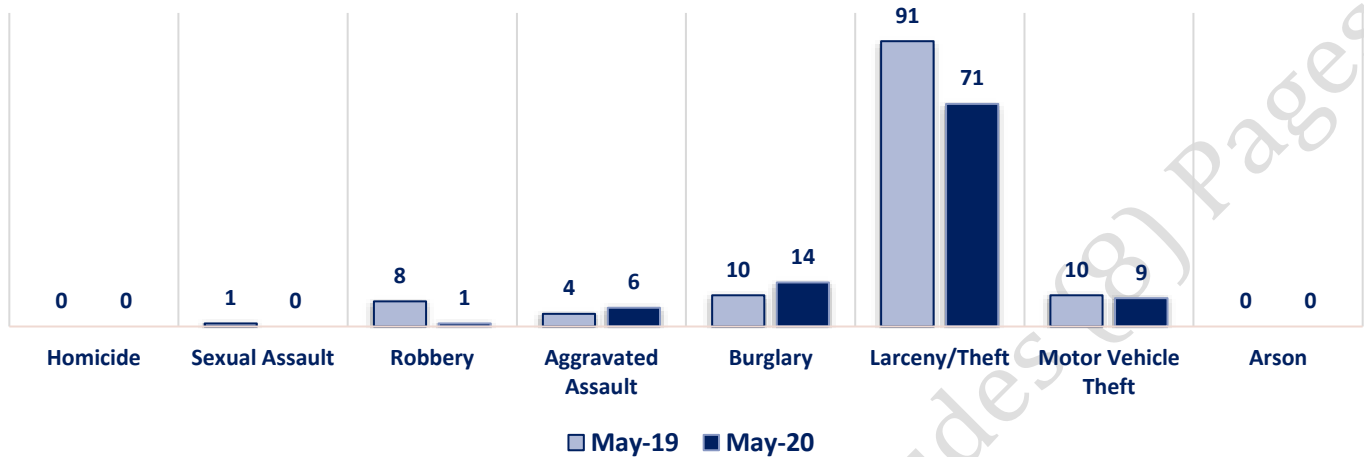
Offenses

		OFFENSE	MAY 19	MAY 20	OFFENSE	MAY 19	MAY 20
PART I OFFENSES	VIOLENT	Homicide	0	0	Other Assaults	17	17
		Sexual Assault	1	0	Forgery/Counterfeit	5	2
		Robbery	8	1	Fraud	27	17
		Aggravated Assault	4	6	Embezzlement	1	0
		Burglary	10	14	Stolen Property	0	1
	PROPERTY	Larceny/Theft	91	71	Vandalism	15	15
		Motor Vehicle Theft	10	9	Weapons	0	1
		Arson	0	0	Prostitution	0	0
		PART I TOTALS	124	101	Sex Offenses	3	0
NON-UCR OFFENSES	Ambulance Calls	14	13	Drug Abuse	13	4	
	Deaths	3	1	Gambling	0	0	
	Missing Persons	2	6	Family Offenses	12	20	
	Suicides	0	0	DUI	6	8	
	Suspicious Activity	7	11	Liquor Laws	0	1	
	Traffic Accidents	78	32	Drunkenness	5	4	
	All Other	82	89	Disorderly Conduct	1	7	
	NON-UCR TOTALS	186	152	All Other Offenses	66	31	
	PART I OFFENSES	124	101	Curfew/Loitering	0	0	
	PART II OFFENSES	171	128	Runaway	0	0	
TOTALS	NON-UCR OFFENSES	186	152	PART II TOTALS	171	128	
	TOTAL	481	381				

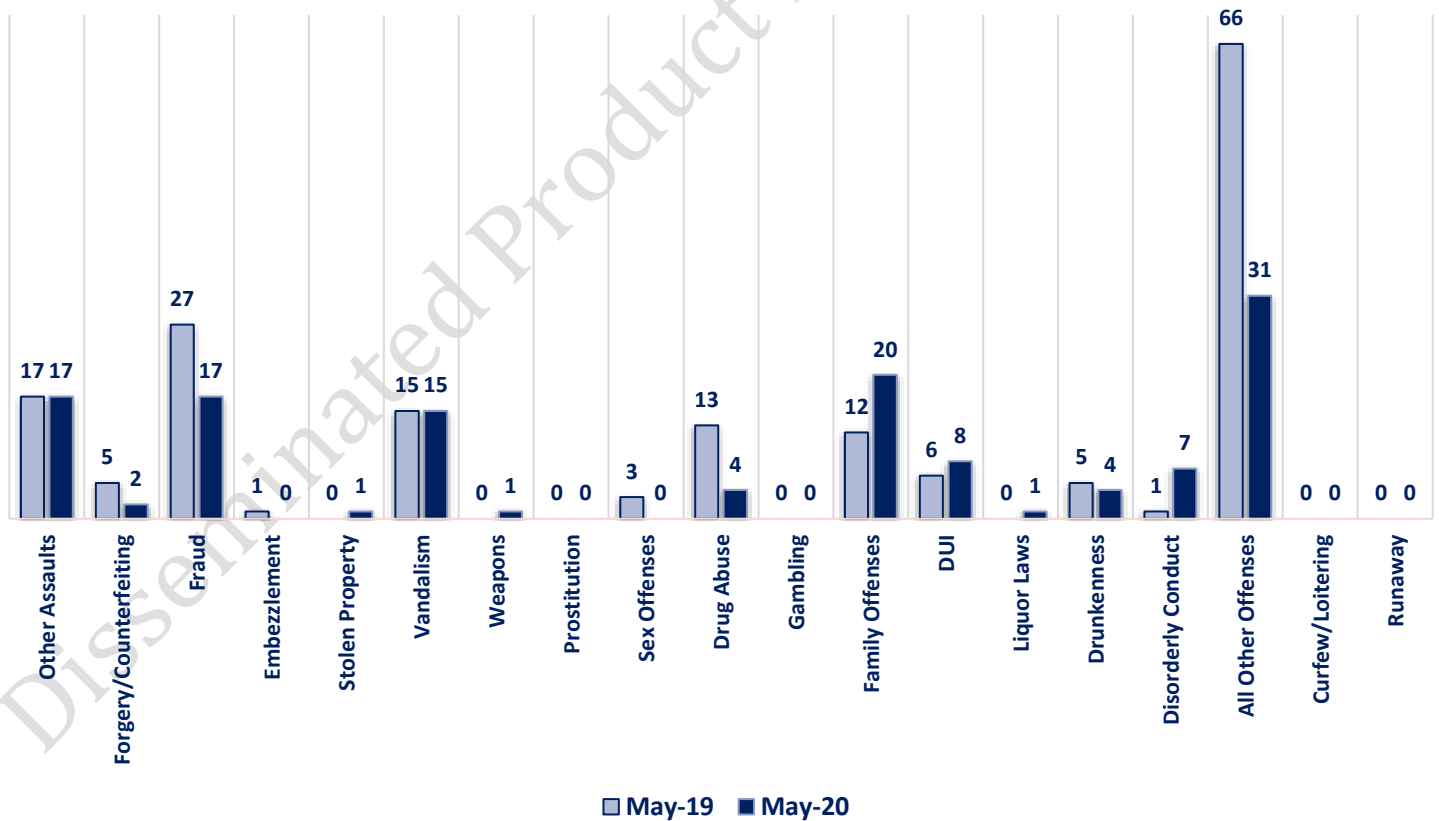
MAY 2020- PART I & II OFFENSE PERCENTAGES



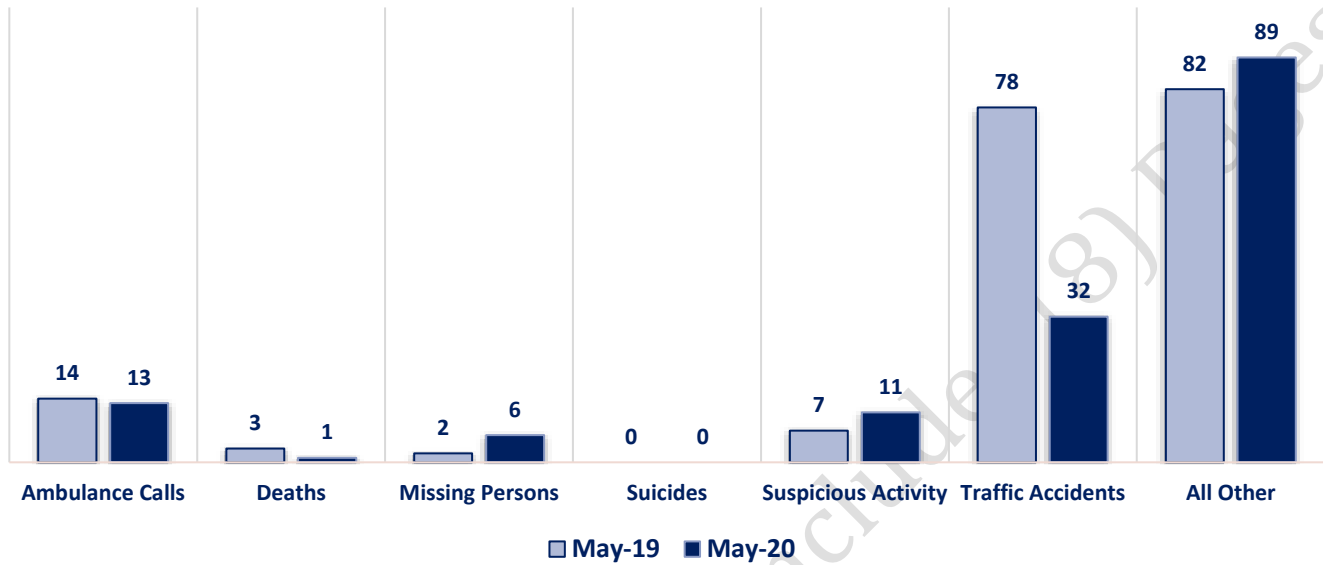
Part I Offenses



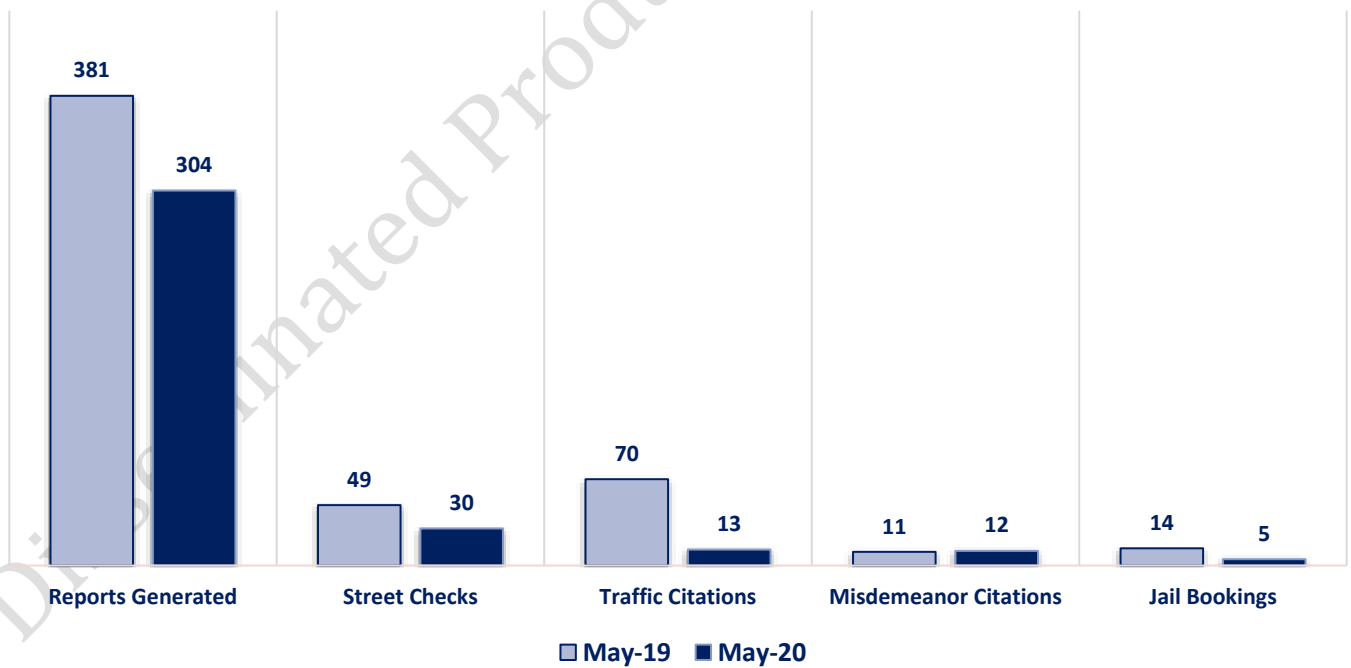
Part II Offenses



Non-UCR Offenses

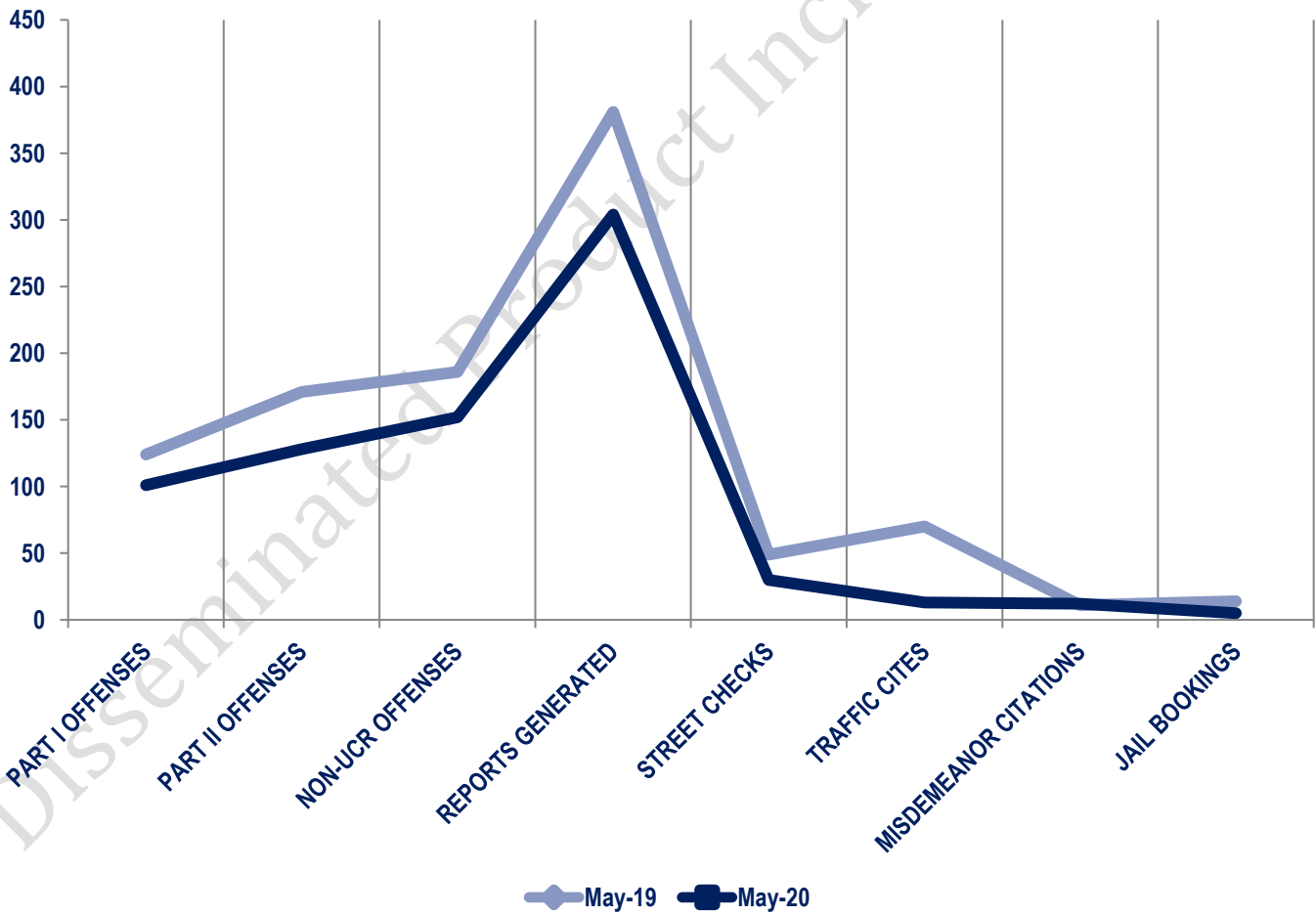


Other Event Totals



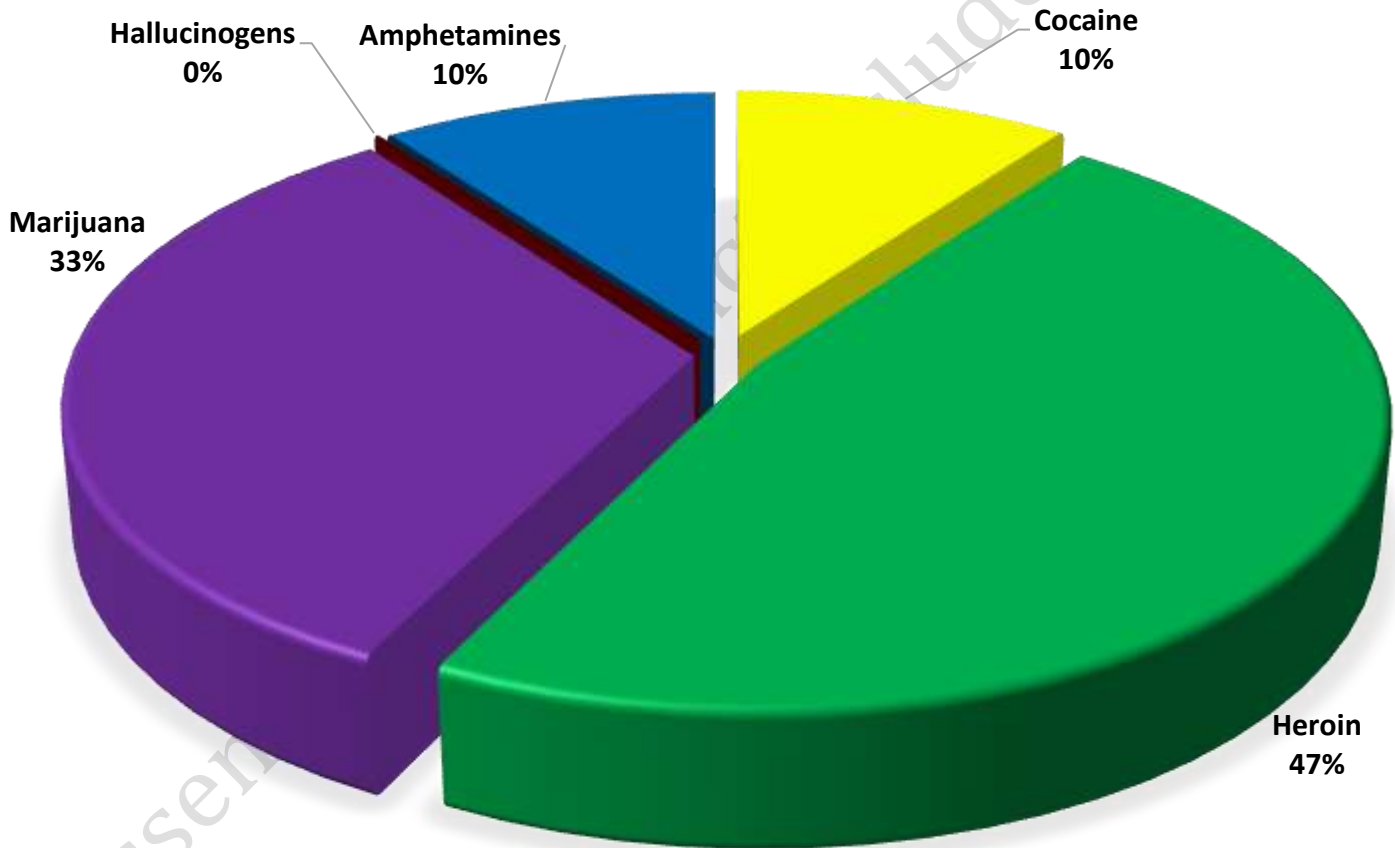
Combined Offense/Event Trends

	MAY 2019	MAY 2020
Part I Offenses	124	101
Part II Offenses	171	128
NonUCR Offenses	186	152
Reports Generated	381	304
Street Checks	49	30
Traffic Citations	70	13
Misdemeanor Citations	11	12
Jail Bookings	14	5



Seized Drugs

TYPE	DOSES	STREET VALUE
Cocaine	3.0	\$ 30.00
Heroin	14.1	\$ 141.00
Marijuana	9.7	\$ 58.20
Hallucinogens	0.0	\$ -
Amphetamines	3.0	\$ 30.00
TOTAL	29.8	\$ 259.20



Part I & II Offenses - One Year

