



## CITY COUNCIL DISTRICT #2 MONTHLY OFFENSE SUMMARY

### JUNE 2020

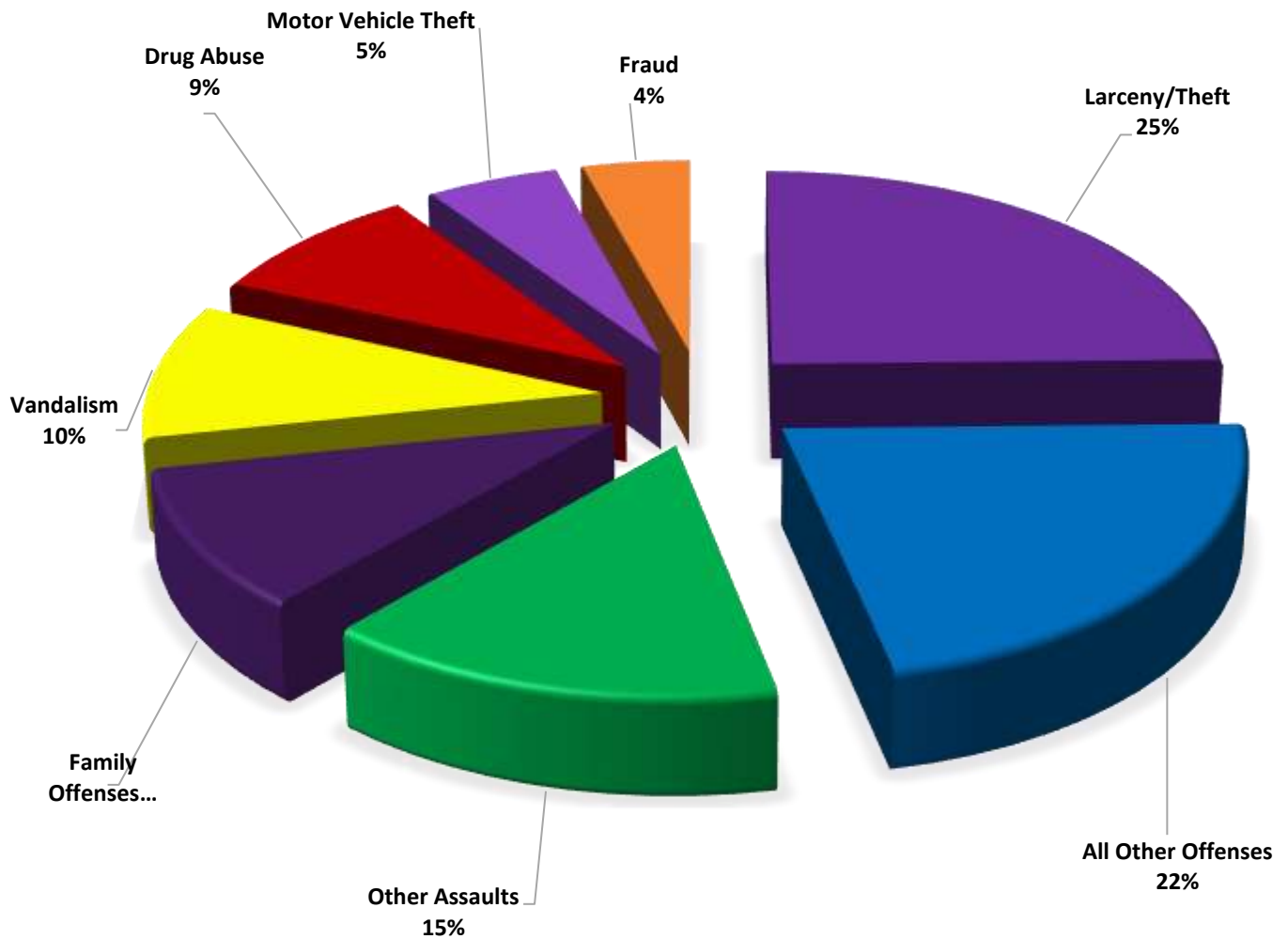
These figures represent preliminary counts of original Police Incident Reports and include all offenses within the above listed City Council District only. Full statistical analysis to determine the confidence level of this data has not been performed. The results contained herein are approximate in relation to the listed area and may not fully coincide with data shown in other areas of SLCPD's Crime Statistics page such as Calls for Service, Crimes Trending, and Crime Reports due to and reflective of departmental procedures that were in place at the time the event occurred and the date this data was compiled. Results displayed are not distinguished as attempted or completed crimes, do not include other calls for police service, and only represent police service where a report was made. Police Incident Reports are classified by primary offense categories as defined by the Uniform Crime Reporting (UCR) system, however for this report all offenses are included, and each incident may have more than one offense listed on it. In cases where there is more than one offense listed, all offenses are counted individually. Although every reasonable verification effort is made, the accuracy of any data is subject to the constraints of the report generation process as well as the manner, format, and point in time of any query.

- 
- PART I OFFENSES:** Chosen by the FBI as Part I Offenses because they are serious crimes that occur with regularity in all areas of the country and are likely to be reported to Police.
- PART II OFFENSES:** All other crimes other than the eight Part I Offenses. The Uniform Crime Reporting Program gathers only arrest data for Part II Offenses, however, SLCPD results displayed in this document display all Part II Offenses, regardless of the presence of arrest data.
- ALL OTHER OFFENSES:** Under the Part II Offense section, 'All Other Offenses' include Peeping Tom, Trespass, Kidnap/Abduction, Pornography, Extortion/Blackmail, Bribery, Warrants, Sexual Offenses, Obstruction, Public Peace, and Hit & Run.
- NON-UCR OFFENSES:** Non-UCR Offenses include reports for all other offenses not classified as a Part I or Part II Offense. Results displayed separate some of these offenses such as Ambulance Calls, Deaths, Missing Persons, Suicides, Suspicious Activity, and Traffic Accidents.
- ALL OTHER NON-UCR:** Under the Non-UCR category, 'All Other' include the remainder of offenses not classified as Part I or Part II and not separated from the Non-UCR Offenses. These include things such as Loud Parties, Barking Dogs, Mentally Ill Subjects, Citizen Assistance, etc.
- LOW NUMBER OFFENSES:** On page two, in the interest of space and allowing for easier viewing, the category titled 'Low Number Offenses' include Part I and Part II Offenses from page one that have totals under the amount of 26.

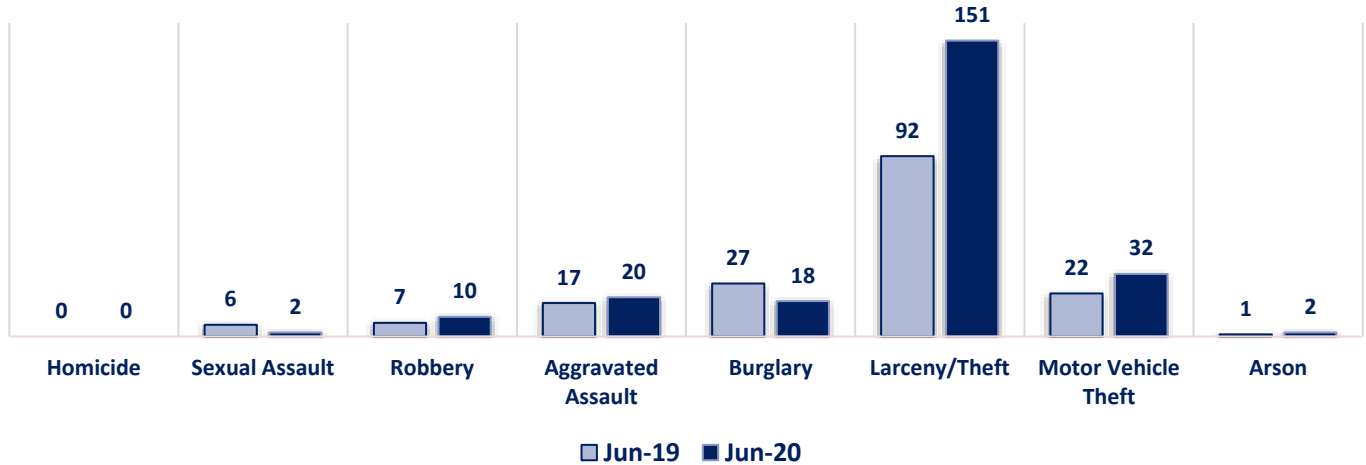
### Offenses

		OFFENSE	JUN 19	JUN 20	OFFENSE	JUN 19	JUN 20
<b>PART I OFFENSES</b>		Homicide	0	0	Other Assaults	46	90
		Sexual Assault	6	2	Forgery/Counterfeit	7	3
		Robbery	7	10	Fraud	28	26
		Aggravated Assault	17	20	Embezzlement	1	0
		Burglary	27	18	Stolen Property	10	9
		Larceny/Theft	92	151	Vandalism	45	61
		Motor Vehicle Theft	22	32	Weapons	5	14
		Arson	1	2	Prostitution	0	1
	<b>PART I TOTALS</b>	<b>172</b>	<b>235</b>	Sex Offenses	4	2	
<b>NON-UCR OFFENSES</b>		Ambulance Calls	25	24	Drug Abuse	78	54
		Deaths	8	5	Gambling	0	0
		Missing Persons	14	7	Family Offenses	41	63
		Suicides	1	1	DUI	11	5
		Suspicious Activity	24	35	Liquor Laws	2	1
		Traffic Accidents	93	63	Drunkenness	6	8
		All Other	251	228	Disorderly Conduct	13	7
		<b>NON-UCR TOTALS</b>	<b>416</b>	<b>363</b>	All Other Offenses	211	135
<b>TOTALS</b>		<b>PART I OFFENSES</b>	<b>172</b>	<b>235</b>	Curfew/Loitering	0	0
		<b>PART II OFFENSES</b>	<b>516</b>	<b>482</b>	Runaway	8	3
		<b>NON-UCR OFFENSES</b>	<b>416</b>	<b>363</b>	<b>PART II TOTALS</b>	<b>516</b>	<b>482</b>
		<b>TOTAL</b>	<b>1104</b>	<b>1080</b>			

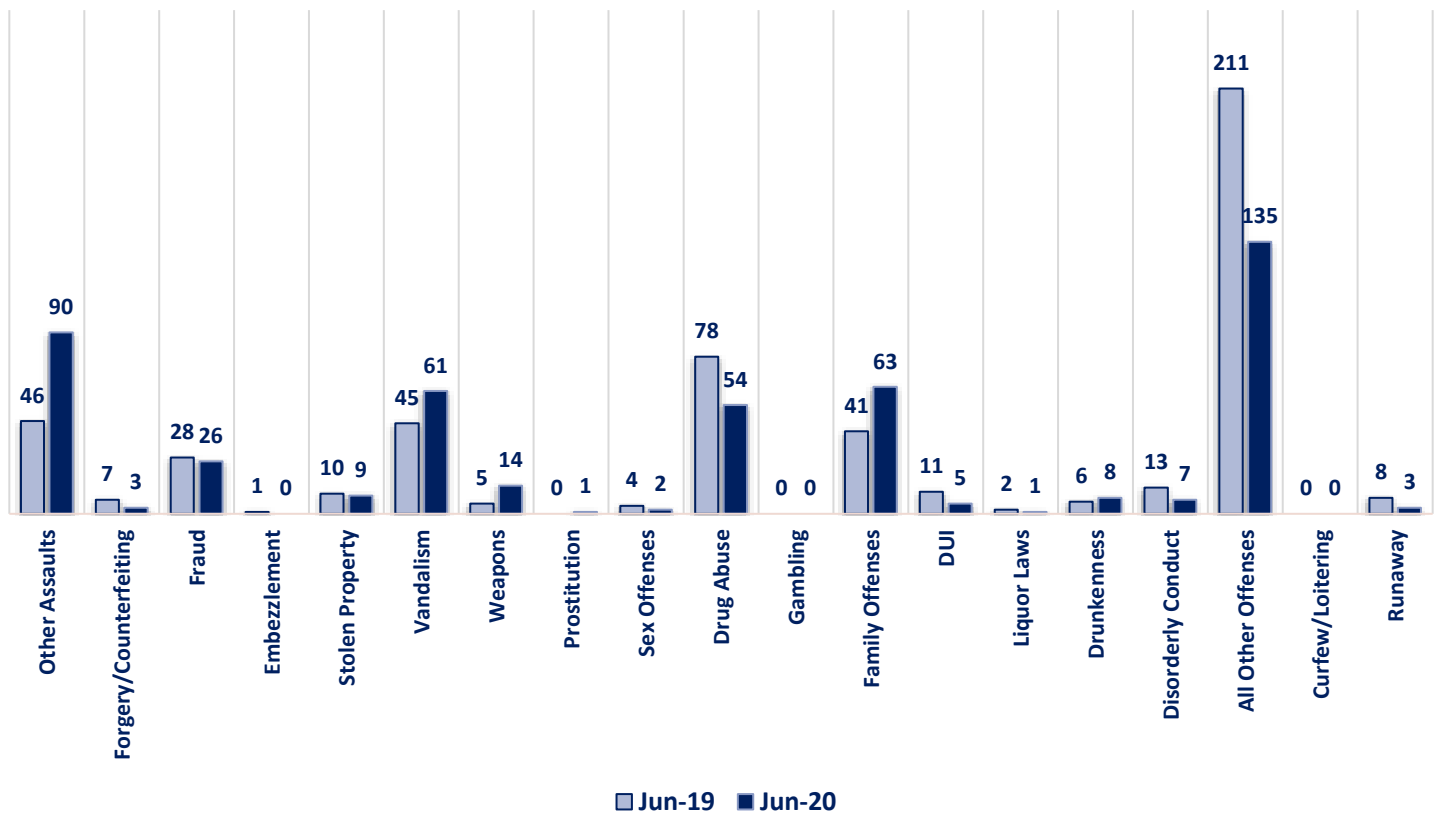
**JUNE 2020 - PART I & II OFFENSE PERCENTAGES**



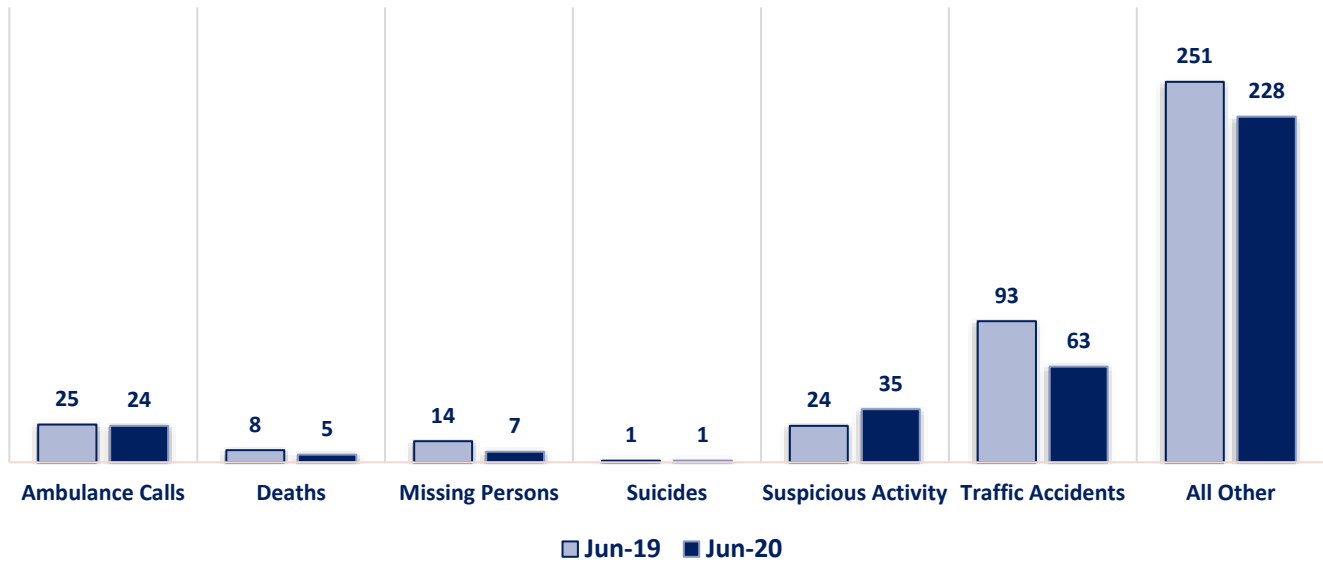
### Part I Offenses



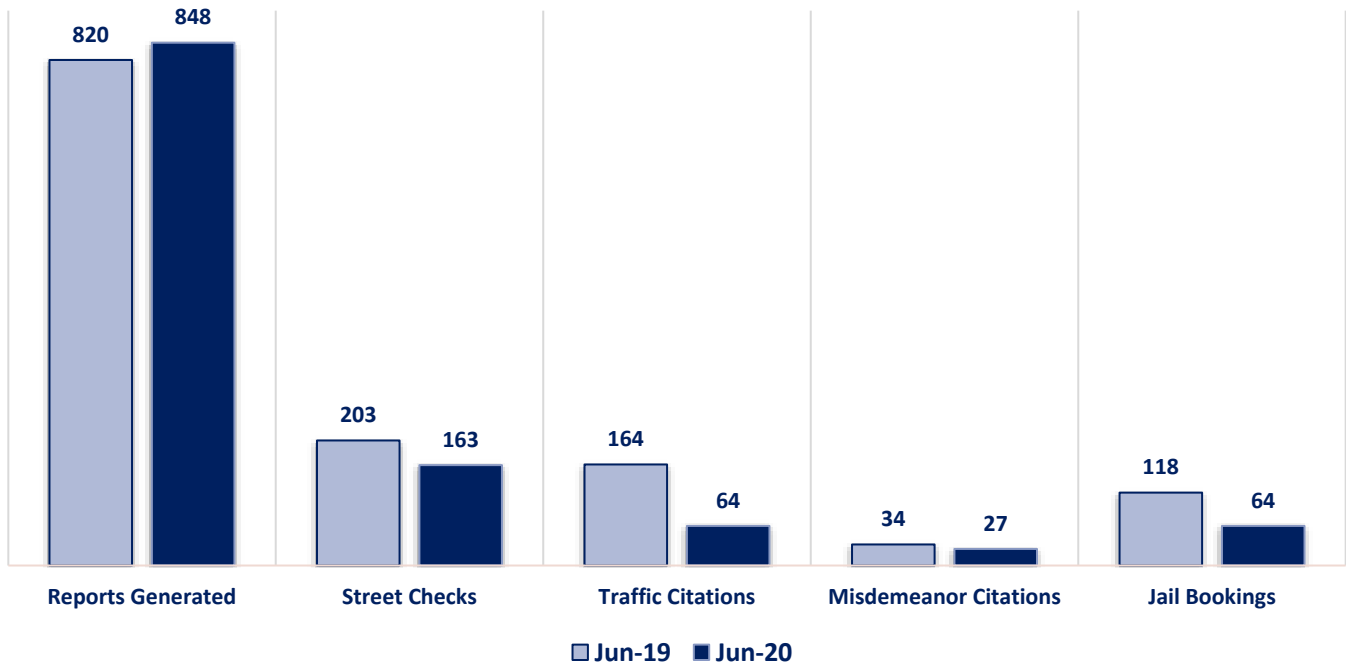
### Part II Offenses



### Non-UCR Offenses

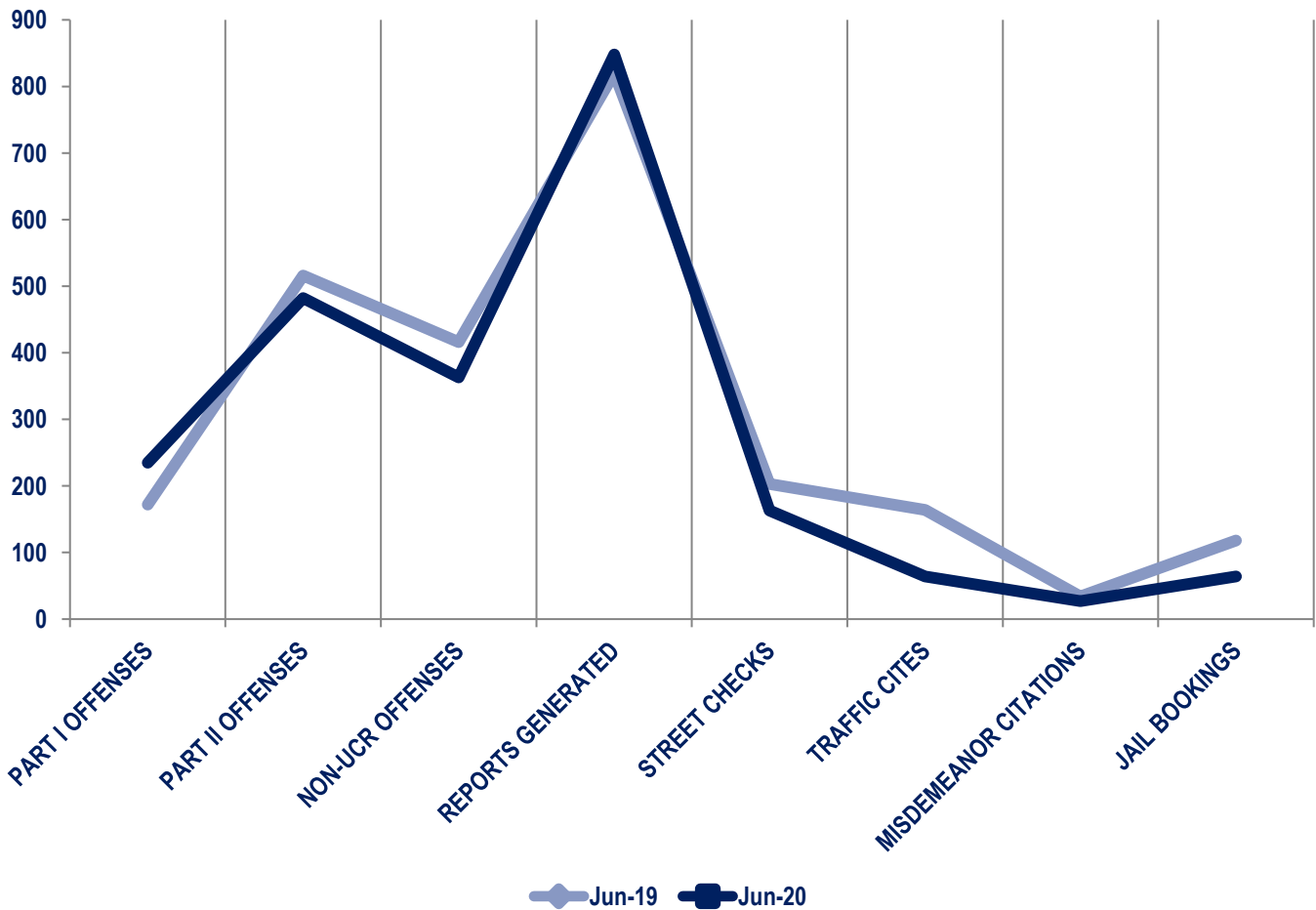


### Other Event Totals



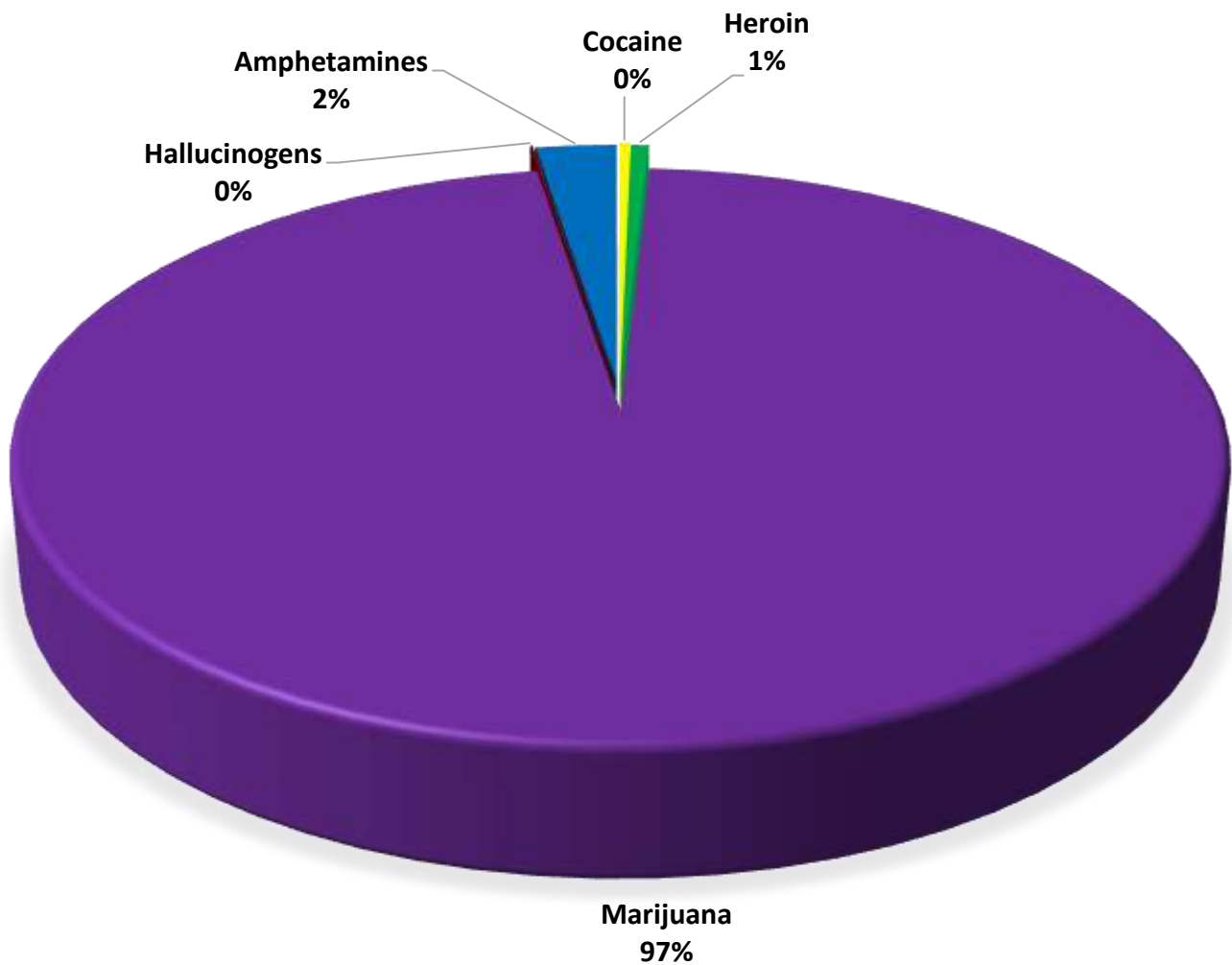
### Combined Offense/Event Trends

	JUN 2019	JUN 2020
<b>Part I Offenses</b>	172	235
<b>Part II Offenses</b>	516	482
<b>NonUCR Offenses</b>	416	363
<b>Reports Generated</b>	820	848
<b>Street Checks</b>	203	163
<b>Traffic Citations</b>	164	64
<b>Misdemeanor Citations</b>	34	27
<b>Jail Bookings</b>	118	64



### Seized Drugs

TYPE	DOSES	STREET VALUE
Cocaine	147.0	\$ 1,470.00
Heroin	245.0	\$ 2,450.00
Marijuana	42763.8	\$ 256,582.81
Hallucinogens	22.0	\$ 44.09
Amphetamines	1116.1	\$ 11,161.00
<b>TOTAL</b>	<b>44293.9</b>	<b>\$ 271,707.90</b>



**Part I & II Offenses - One Year**

