



CITY COUNCIL DISTRICT #5 MONTHLY OFFENSE SUMMARY

JUNE 2020

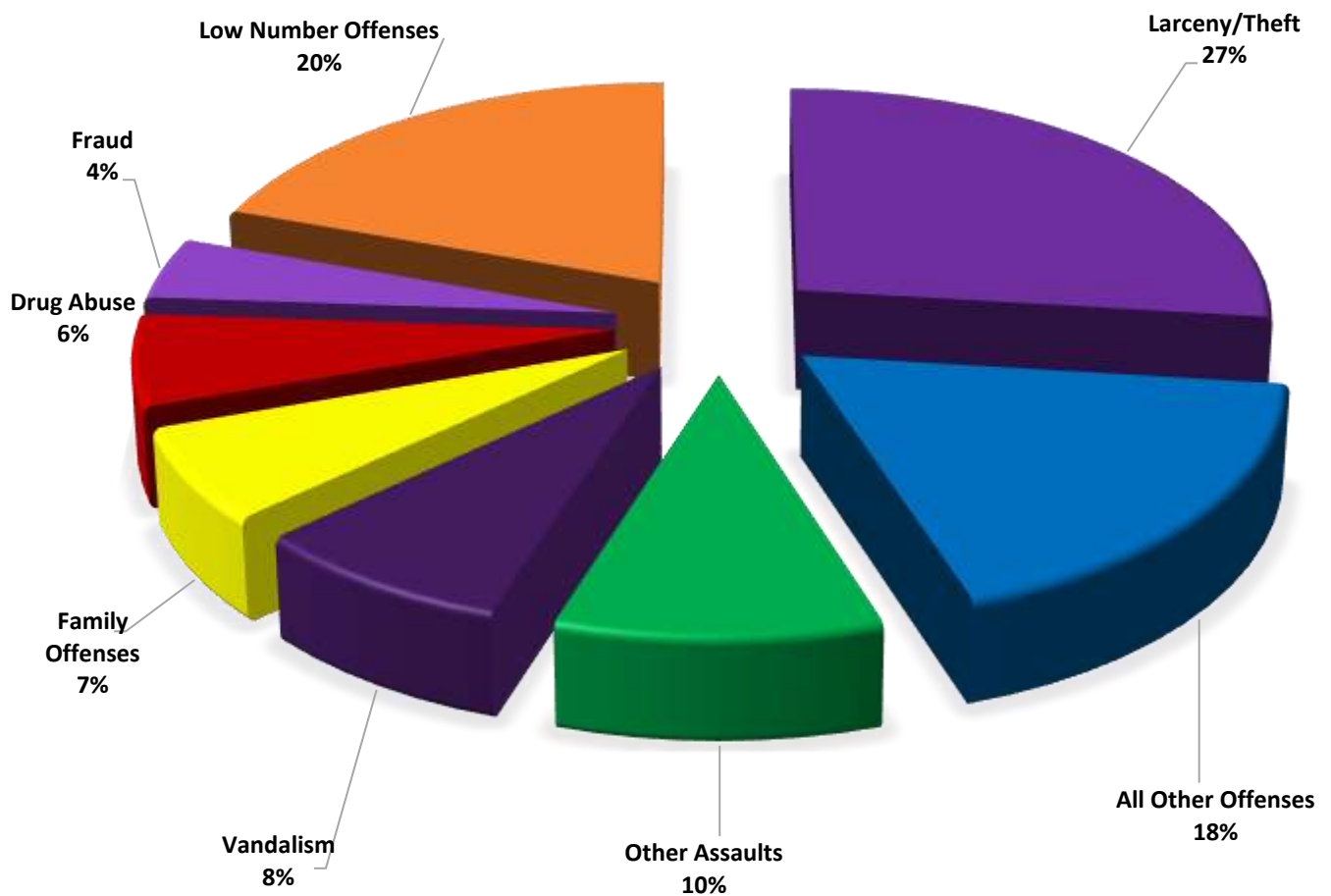
These figures represent preliminary counts of original Police Incident Reports and include all offenses within the above listed City Council District only. Full statistical analysis to determine the confidence level of this data has not been performed. The results contained herein are approximate in relation to the listed area and may not fully coincide with data shown in other areas of SLCPD's Crime Statistics page such as Calls for Service, Crimes Trending, and Crime Reports due to and reflective of departmental procedures that were in place at the time the event occurred and the date this data was compiled. Results displayed are not distinguished as attempted or completed crimes, do not include other calls for police service, and only represent police service where a report was made. Police Incident Reports are classified by primary offense categories as defined by the Uniform Crime Reporting (UCR) system, however for this report all offenses are included, and each incident may have more than one offense listed on it. In cases where there is more than one offense listed, all offenses are counted individually. Although every reasonable verification effort is made, the accuracy of any data is subject to the constraints of the report generation process as well as the manner, format, and point in time of any query.

- PART I OFFENSES:** Chosen by the FBI as Part I Offenses because they are serious crimes that occur with regularity in all areas of the country and are likely to be reported to Police.
- PART II OFFENSES:** All other crimes other than the eight Part I Offenses. The Uniform Crime Reporting Program gathers only arrest data for Part II Offenses, however, SLCPD results displayed in this document display all Part II Offenses, regardless of the presence of arrest data.
- ALL OTHER OFFENSES:** Under the Part II Offense section, 'All Other Offenses' include Peeping Tom, Trespass, Kidnap/Abduction, Pornography, Extortion/Blackmail, Bribery, Warrants, Sexual Offenses, Obstruction, Public Peace, and Hit & Run.
- NON-UCR OFFENSES:** Non-UCR Offenses include reports for all other offenses not classified as a Part I or Part II Offense. Results displayed separate some of these offenses such as Ambulance Calls, Deaths, Missing Persons, Suicides, Suspicious Activity, and Traffic Accidents.
- ALL OTHER NON-UCR:** Under the Non-UCR category, 'All Other' include the remainder of offenses not classified as Part I or Part II and not separated from the Non-UCR Offenses. These include things such as Loud Parties, Barking Dogs, Mentally Ill Subjects, Citizen Assistance, etc.
- LOW NUMBER OFFENSES:** On page two, in the interest of space and allowing for easier viewing, the category titled 'Low Number Offenses' include Part I and Part II Offenses from page one that have totals under the amount of 26.

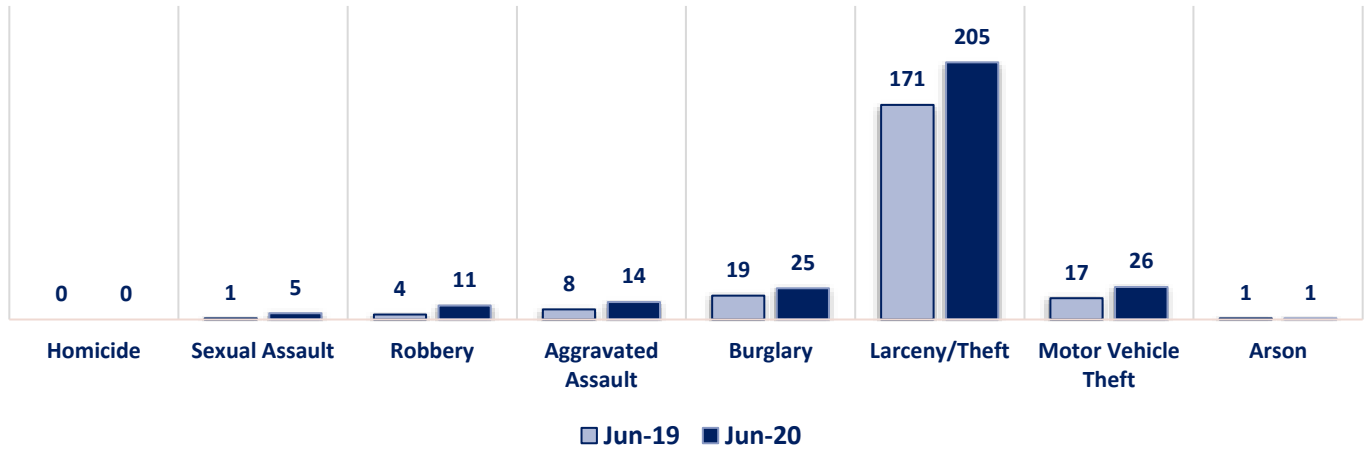
Offenses

		OFFENSE	JUN 19	JUN 20	OFFENSE	JUN 19	JUN 20
PART I OFFENSES		Homicide	0	0	Other Assaults	62	76
		Sexual Assault	1	5	Forgery/Counterfeit	3	5
		Robbery	4	11	Fraud	35	33
		Aggravated Assault	8	14	Embezzlement	1	0
		Burglary	19	25	Stolen Property	4	7
		Larceny/Theft	171	205	Vandalism	31	62
		Motor Vehicle Theft	17	26	Weapons	3	10
		Arson	1	1	Prostitution	5	1
	PART I TOTALS	221	287	Sex Offenses	3	3	
NON-UCR OFFENSES		Ambulance Calls	39	35	Drug Abuse	53	49
		Deaths	4	6	Gambling	3	0
		Missing Persons	8	4	Family Offenses	36	50
		Suicides	0	1	DUI	5	9
		Suspicious Activity	20	25	Liquor Laws	2	1
		Traffic Accidents	76	54	Drunkenness	11	13
		All Other	194	217	Disorderly Conduct	9	10
		NON-UCR TOTALS	341	342	All Other Offenses	172	138
TOTALS		PART I OFFENSES	221	287	Curfew/Loitering	0	0
		PART II OFFENSES	441	475	Runaway	3	8
		NON-UCR OFFENSES	341	342	PART II TOTALS	441	475
		TOTAL	1003	1104			

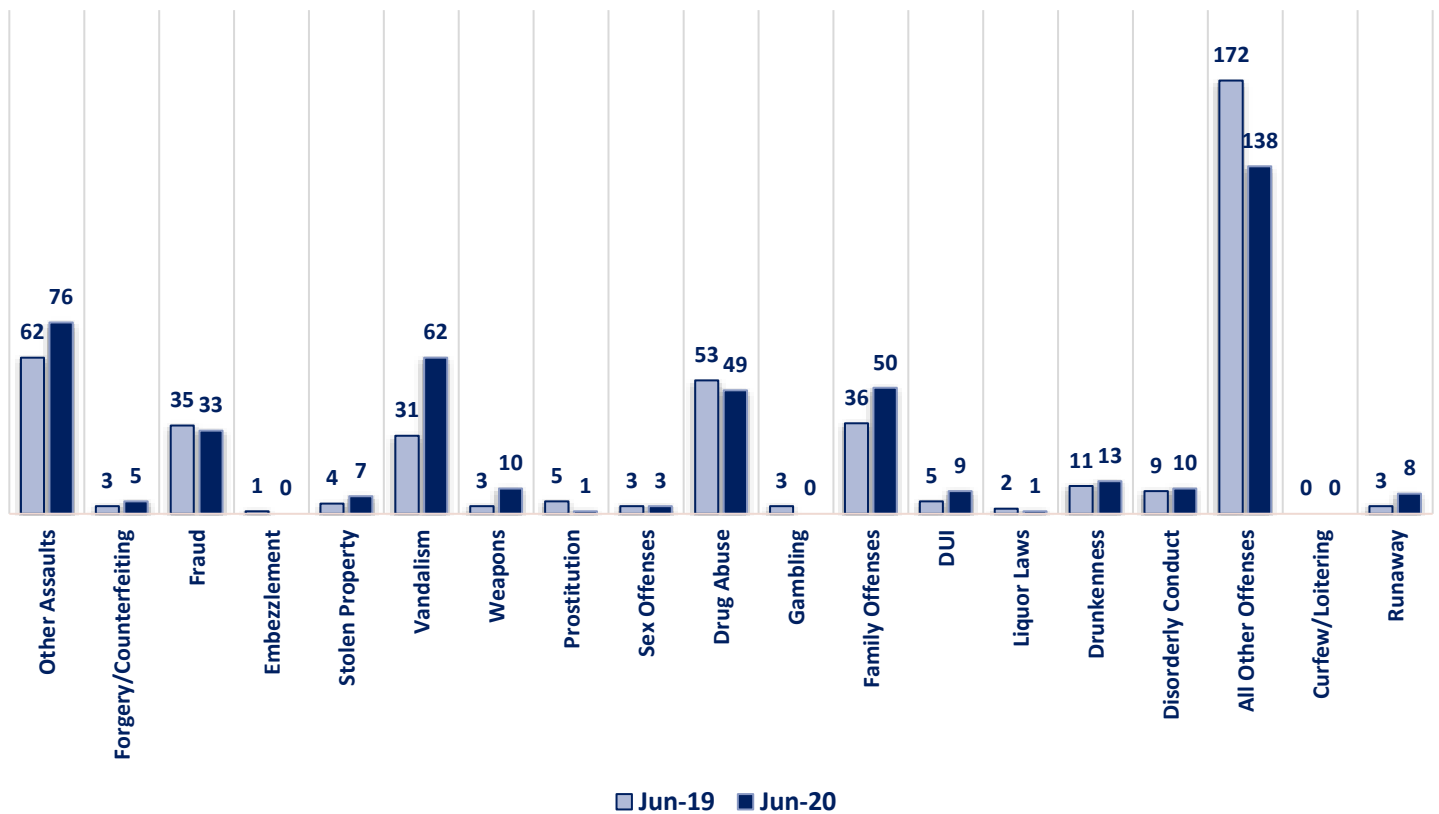
JUNE 2020 - PART I & II OFFENSE PERCENTAGES



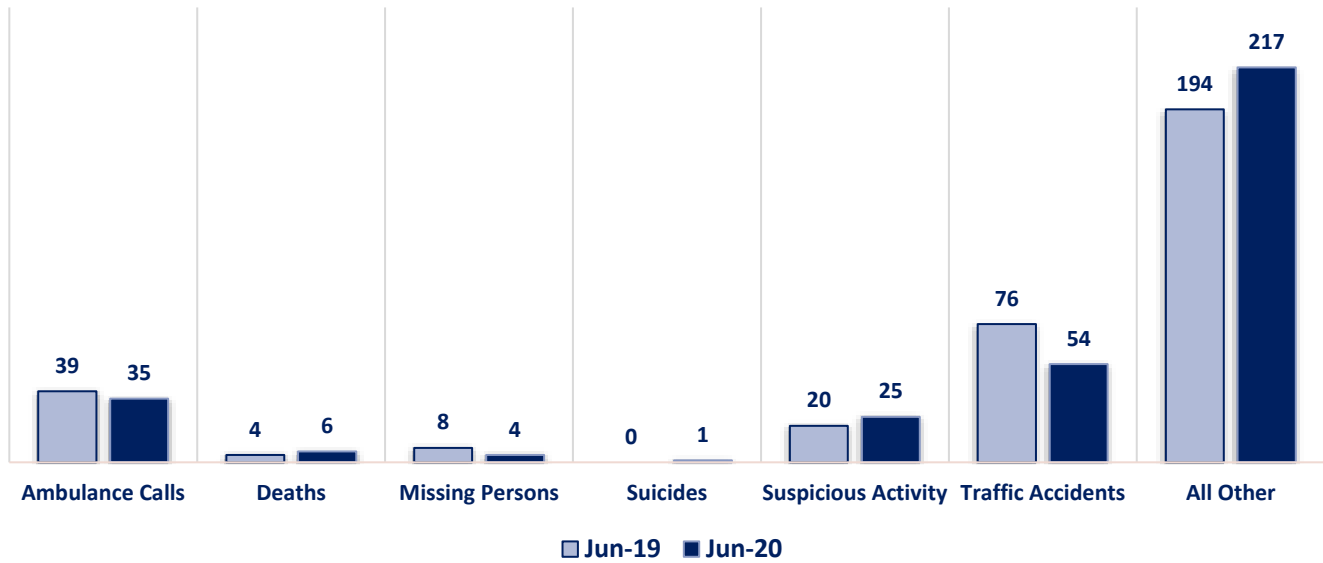
Part I Offenses



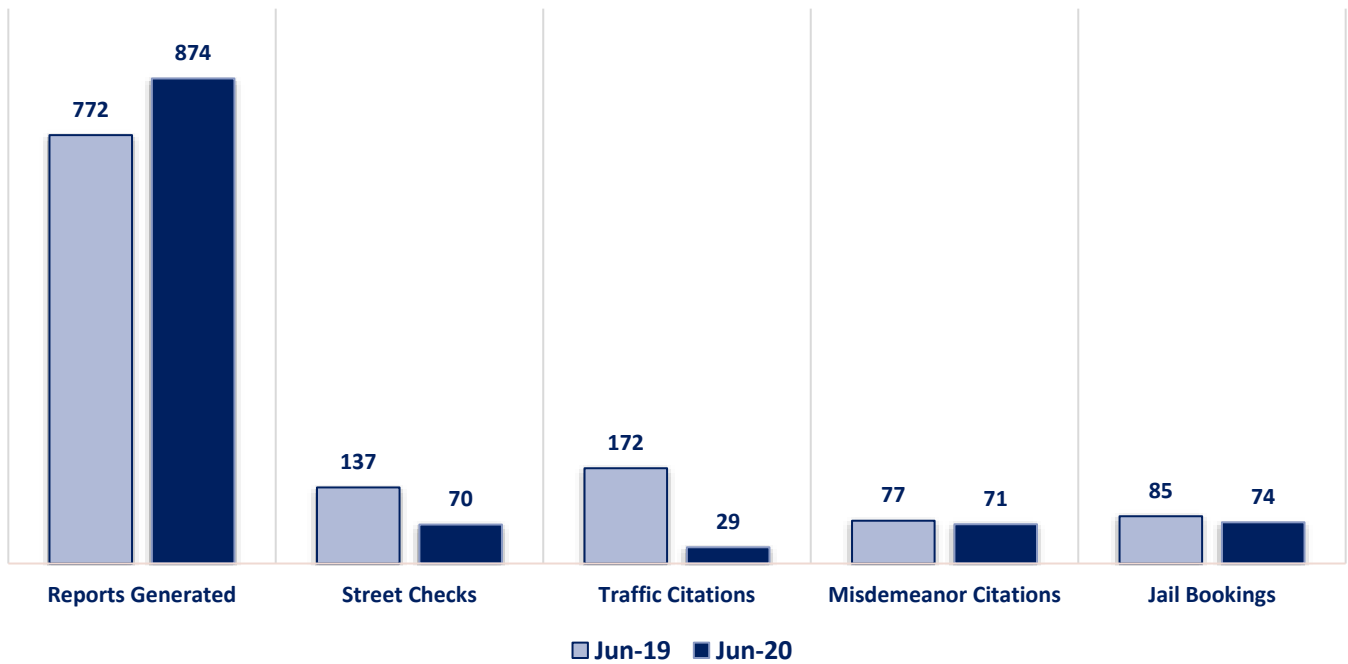
Part II Offenses



Non-UCR Offenses

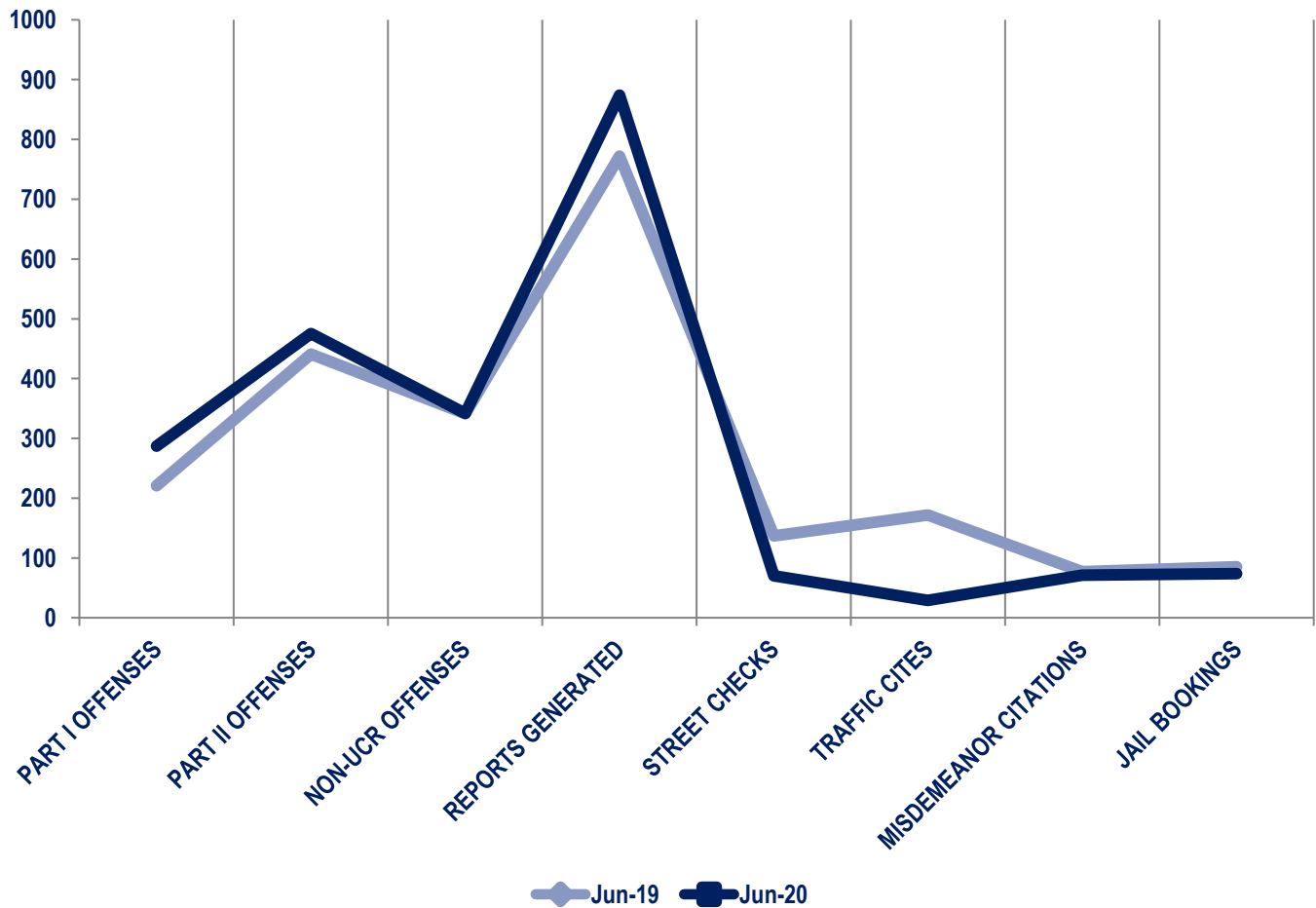


Other Event Totals



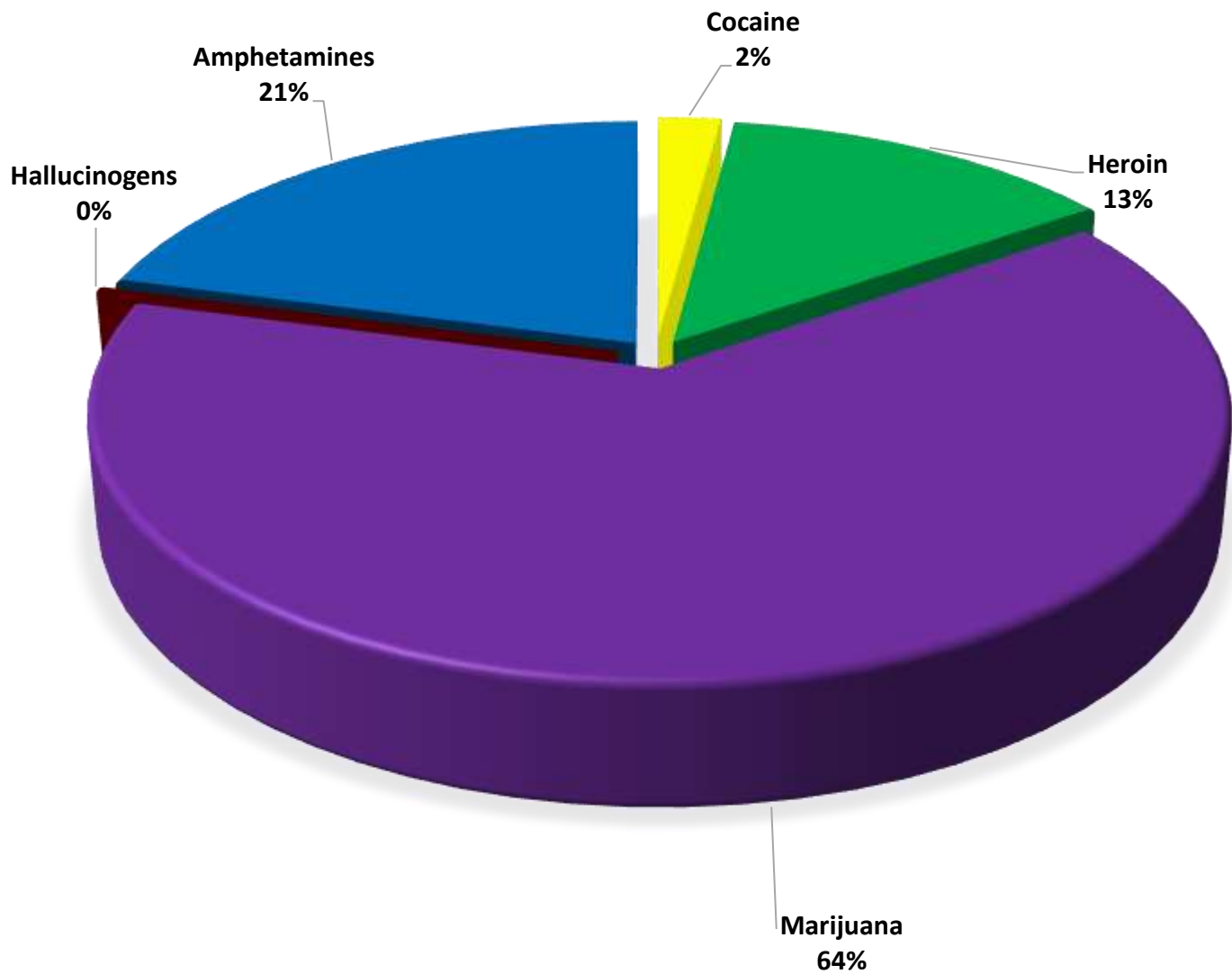
Combined Offense/Event Trends

	JUN 2019	JUN 2020
Part I Offenses	221	287
Part II Offenses	441	475
NonUCR Offenses	341	342
Reports Generated	772	874
Street Checks	137	70
Traffic Citations	172	29
Misdemeanor Citations	77	71
Jail Bookings	85	74



Seized Drugs

TYPE	DOSES	STREET VALUE
Cocaine	7.0	\$ 70.00
Heroin	44.0	\$ 440.00
Marijuana	211.5	\$ 1,268.81
Hallucinogens	0.0	\$ -
Amphetamines	69.1	\$ 691.10
TOTAL	331.6	\$ 2,469.91



Part I & II Offenses - One Year

