



CITY COUNCIL DISTRICT #7 MONTHLY OFFENSE SUMMARY

JUNE 2020

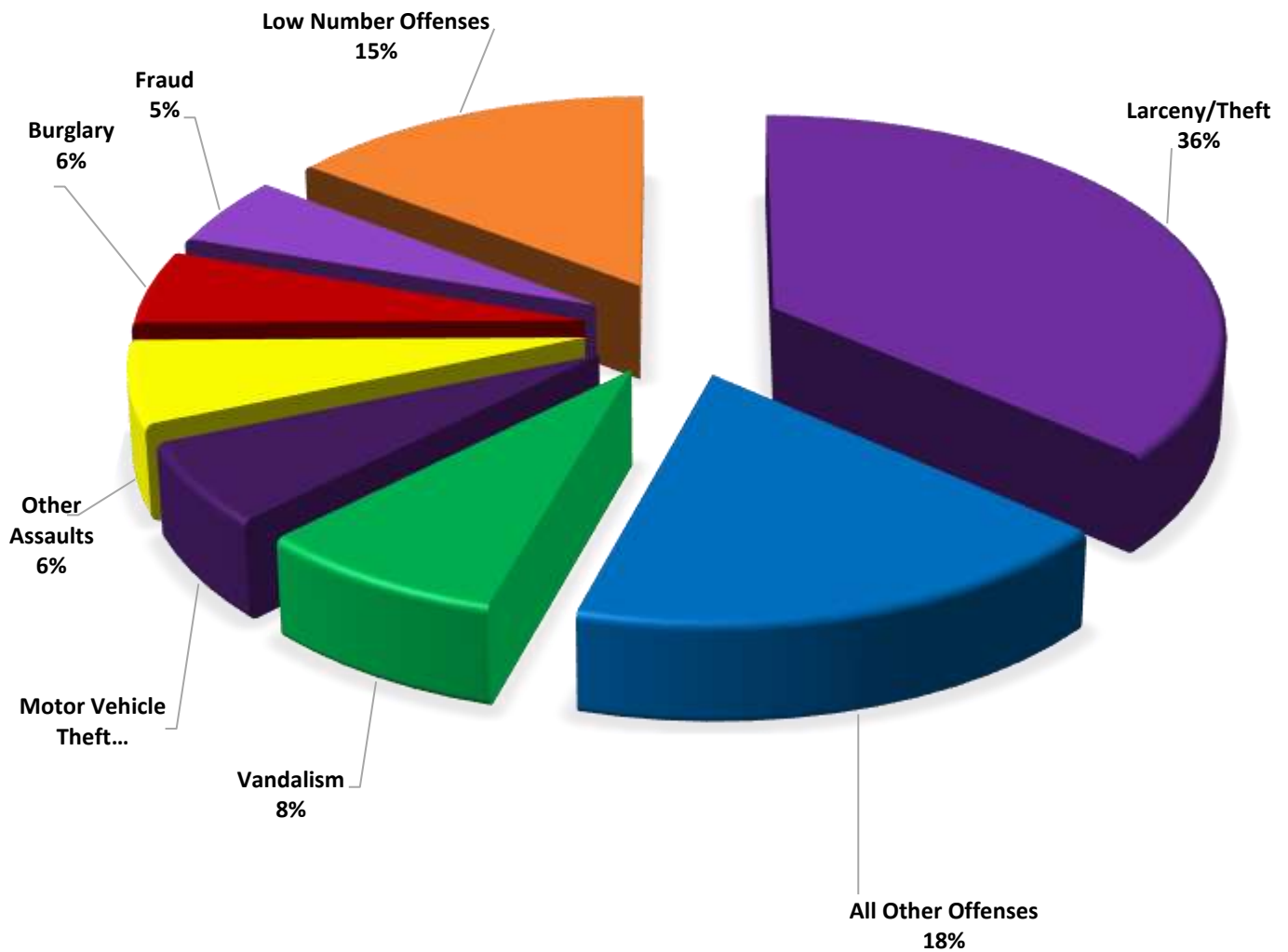
These figures represent preliminary counts of original Police Incident Reports and include all offenses within the above listed City Council District only. Full statistical analysis to determine the confidence level of this data has not been performed. The results contained herein are approximate in relation to the listed area and may not fully coincide with data shown in other areas of SLCPD's Crime Statistics page such as Calls for Service, Crimes Trending, and Crime Reports due to and reflective of departmental procedures that were in place at the time the event occurred and the date this data was compiled. Results displayed are not distinguished as attempted or completed crimes, do not include other calls for police service, and only represent police service where a report was made. Police Incident Reports are classified by primary offense categories as defined by the Uniform Crime Reporting (UCR) system, however for this report all offenses are included, and each incident may have more than one offense listed on it. In cases where there is more than one offense listed, all offenses are counted individually. Although every reasonable verification effort is made, the accuracy of any data is subject to the constraints of the report generation process as well as the manner, format, and point in time of any query.

-
- PART I OFFENSES:** Chosen by the FBI as Part I Offenses because they are serious crimes that occur with regularity in all areas of the country and are likely to be reported to Police.
- PART II OFFENSES:** All other crimes other than the eight Part I Offenses. The Uniform Crime Reporting Program gathers only arrest data for Part II Offenses, however, SLCPD results displayed in this document display all Part II Offenses, regardless of the presence of arrest data.
- ALL OTHER OFFENSES:** Under the Part II Offense section, 'All Other Offenses' include Peeping Tom, Trespass, Kidnap/Abduction, Pornography, Extortion/Blackmail, Bribery, Warrants, Sexual Offenses, Obstruction, Public Peace, and Hit & Run.
- NON-UCR OFFENSES:** Non-UCR Offenses include reports for all other offenses not classified as a Part I or Part II Offense. Results displayed separate some of these offenses such as Ambulance Calls, Deaths, Missing Persons, Suicides, Suspicious Activity, and Traffic Accidents.
- ALL OTHER NON-UCR:** Under the Non-UCR category, 'All Other' include the remainder of offenses not classified as Part I or Part II and not separated from the Non-UCR Offenses. These include things such as Loud Parties, Barking Dogs, Mentally Ill Subjects, Citizen Assistance, etc.
- LOW NUMBER OFFENSES:** On page two, in the interest of space and allowing for easier viewing, the category titled 'Low Number Offenses' include Part I and Part II Offenses from page one that have totals under the amount of 12.

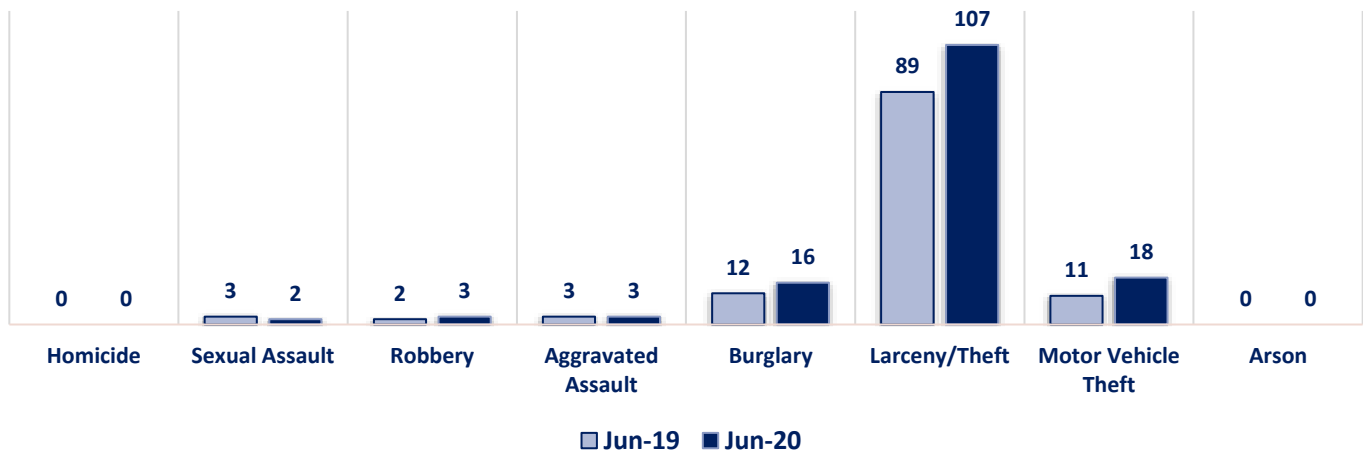
Offenses

		OFFENSE	JUN 19	JUN 20	OFFENSE	JUN 19	JUN 20
PART I OFFENSES		Homicide	0	0	Other Assaults	26	18
		Sexual Assault	3	2	Forgery/Counterfeit	5	3
		Robbery	2	3	Fraud	35	15
		Aggravated Assault	3	3	Embezzlement	0	0
		Burglary	12	16	Stolen Property	0	1
		Larceny/Theft	89	107	Vandalism	17	24
		Motor Vehicle Theft	11	18	Weapons	2	0
		Arson	0	0	Prostitution	0	0
		PART I TOTALS	120	149	Sex Offenses	5	1
NON-UCR OFFENSES		Ambulance Calls	11	15	Drug Abuse	9	2
		Deaths	3	2	Gambling	0	0
		Missing Persons	2	5	Family Offenses	25	12
		Suicides	0	0	DUI	6	5
		Suspicious Activity	9	13	Liquor Laws	0	0
		Traffic Accidents	68	37	Drunkenness	9	5
		All Other	91	78	Disorderly Conduct	6	5
			NON-UCR TOTALS	184	150	All Other Offenses	62
TOTALS		PART I OFFENSES	120	149	Curfew/Loitering	0	0
		PART II OFFENSES	208	145	Runaway	1	1
		NON-UCR OFFENSES	184	150	PART II TOTALS	208	145
			TOTAL	512	444		

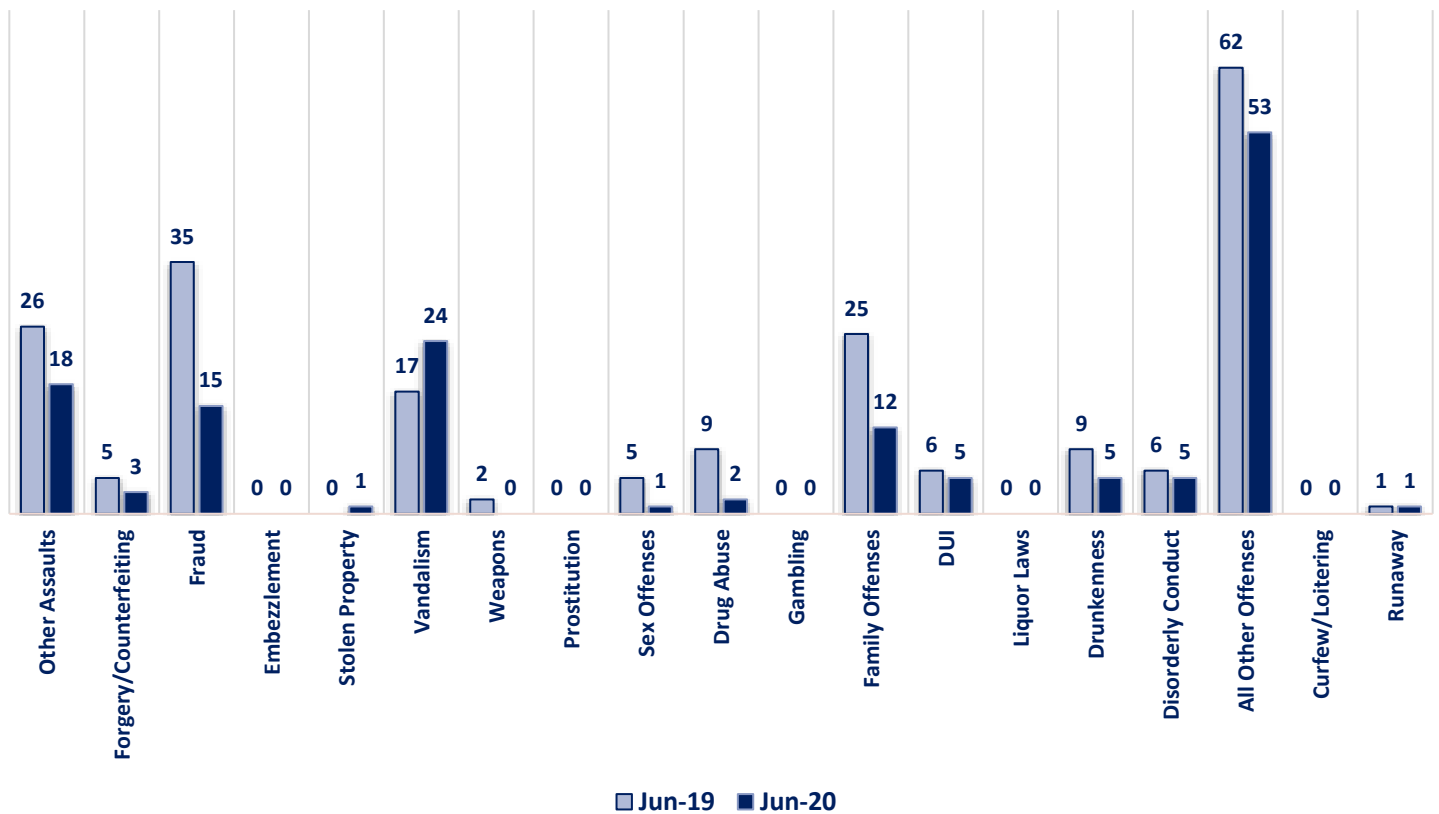
JUNE 2020 - PART I & II OFFENSE PERCENTAGES



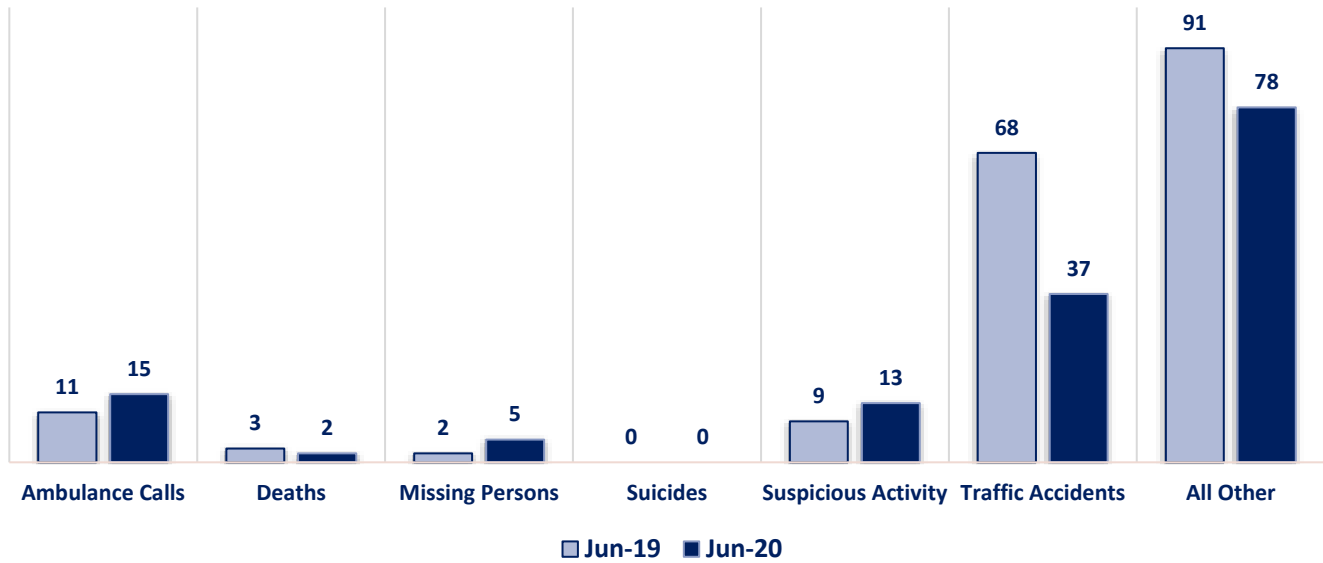
Part I Offenses



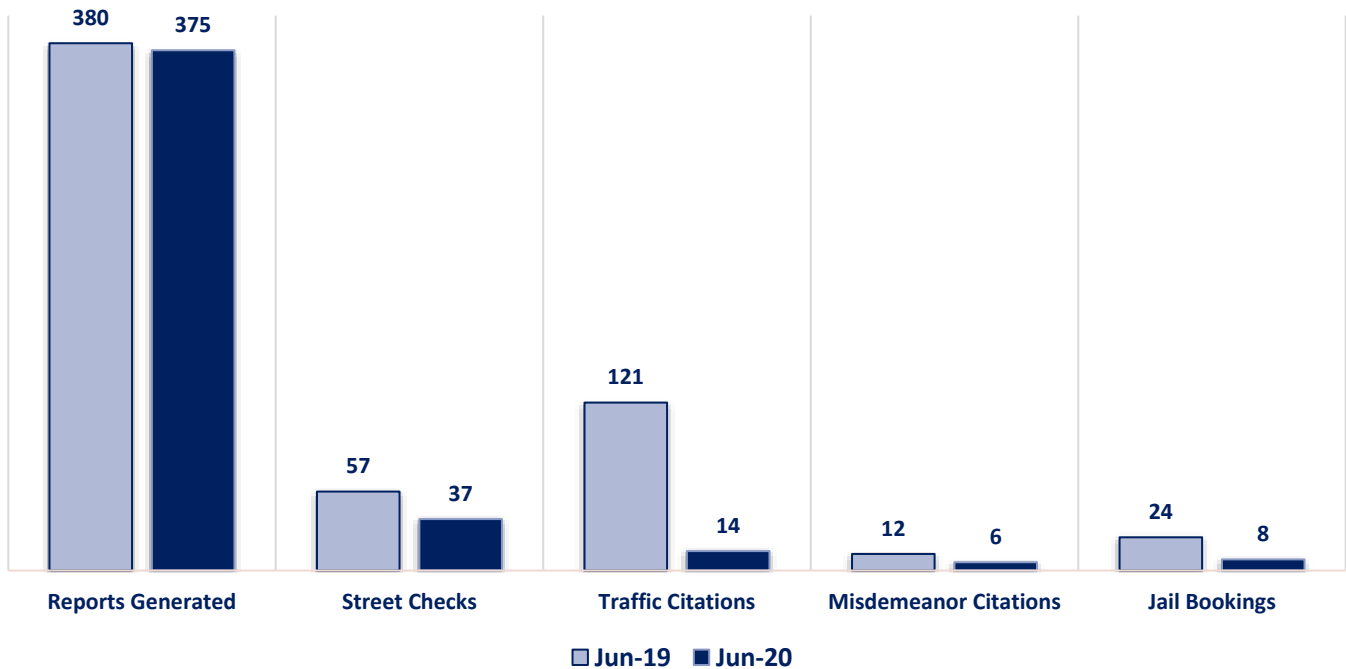
Part II Offenses



Non-UCR Offenses

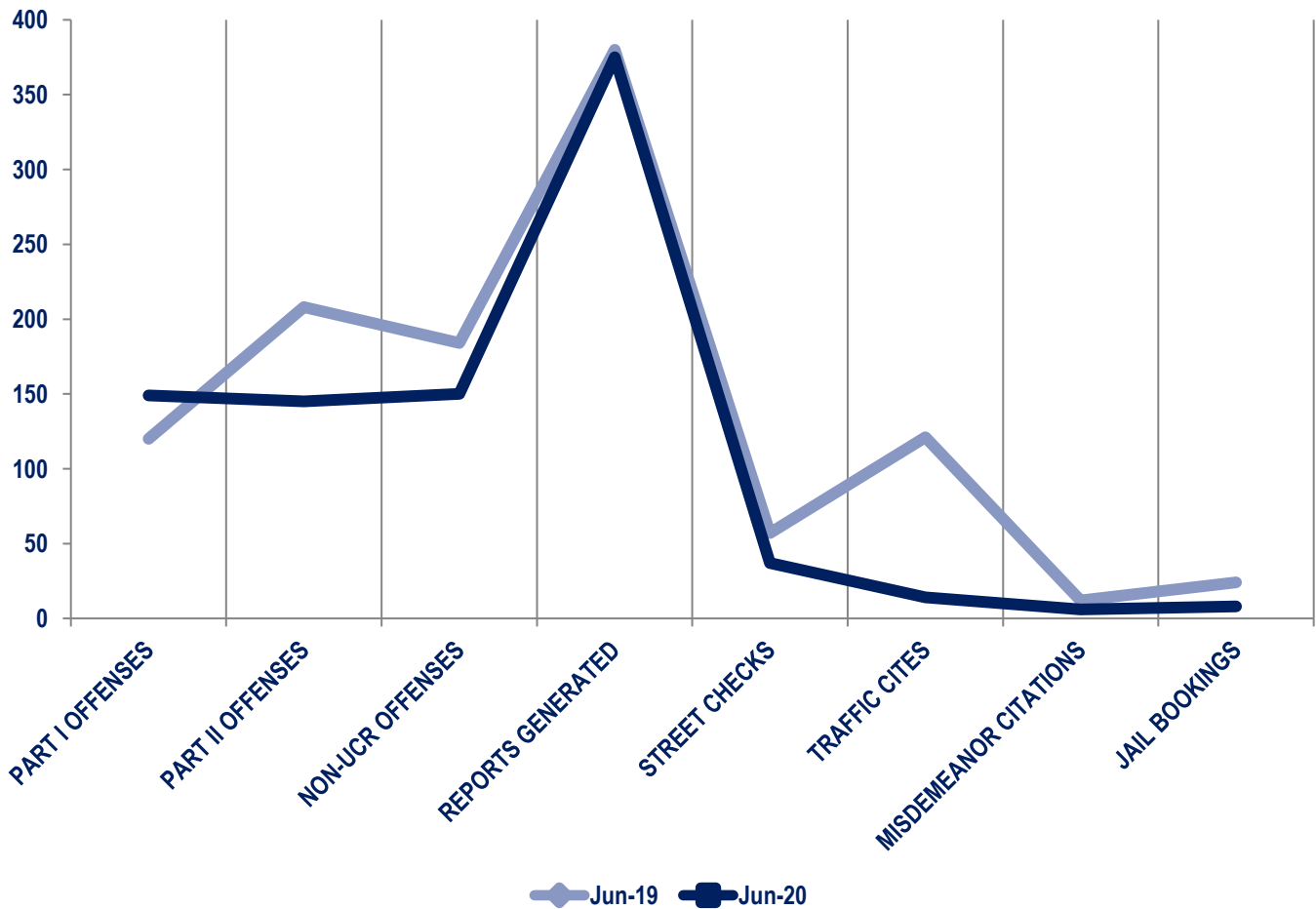


Other Event Totals



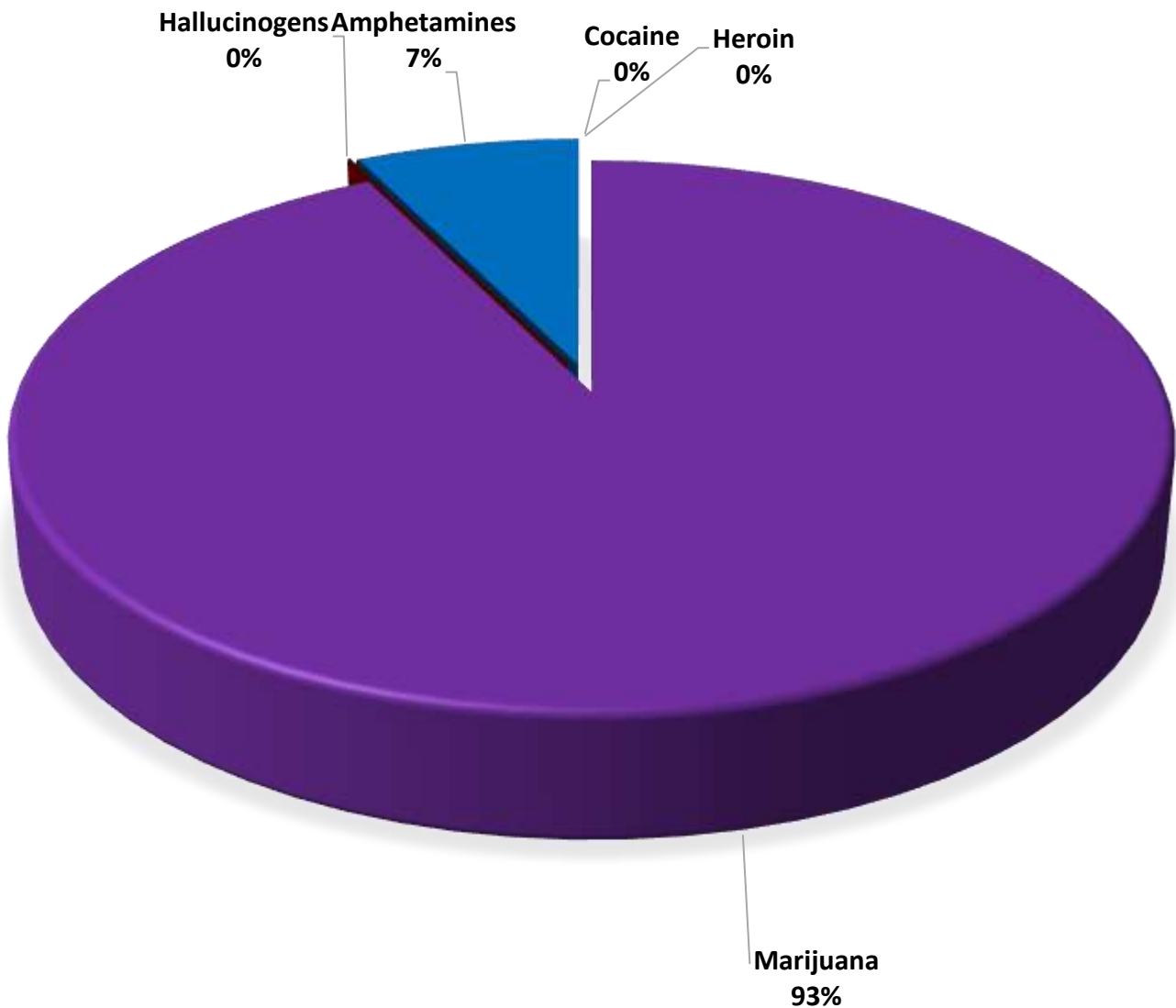
Combined Offense/Event Trends

	JUN 2019	JUN 2020
Part I Offenses	120	149
Part II Offenses	208	145
NonUCR Offenses	184	150
Reports Generated	380	375
Street Checks	57	37
Traffic Citations	121	14
Misdemeanor Citations	12	6
Jail Bookings	24	8



Seized Drugs

TYPE	DOSES	STREET VALUE	
Cocaine	0.0	\$	-
Heroin	0.0	\$	-
Marijuana	39.3	\$	235.98
Hallucinogens	0.0	\$	-
Amphetamines	3.1	\$	31.00
TOTAL	42.4	\$	266.98



Part I & II Offenses - One Year

