



CITY COUNCIL DISTRICT #1 MONTHLY OFFENSE SUMMARY

July 2020

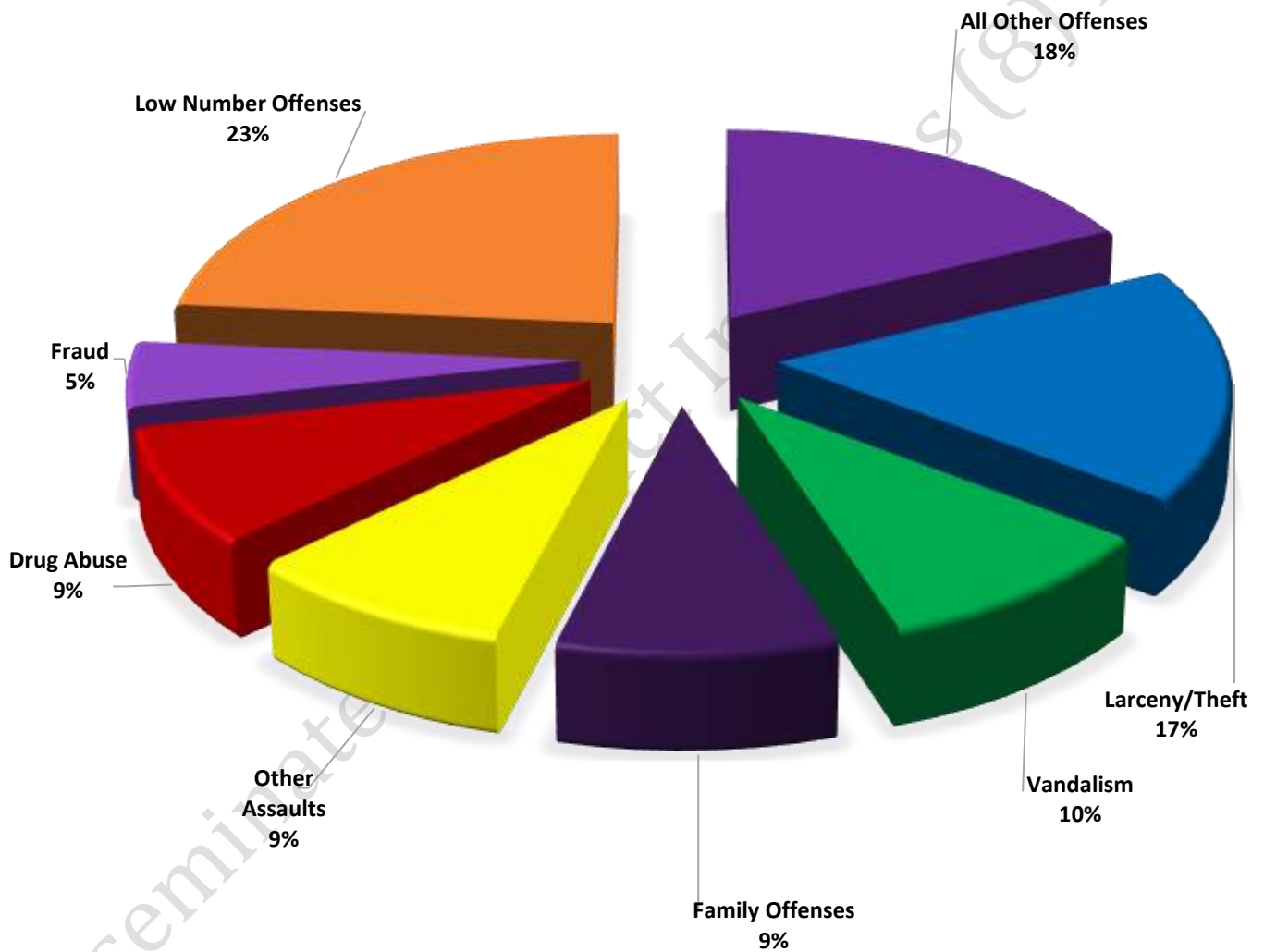
These figures represent preliminary counts of original Police Incident Reports and include all offenses within the above listed City Council District only. Full statistical analysis to determine the confidence level of this data has not been performed. The results contained herein are approximate in relation to the listed area and may not fully coincide with data shown in other areas of SLCPD's Crime Statistics page such as Calls for Service, Crimes Trending, and Crime Reports due to and reflective of departmental procedures that were in place at the time the event occurred and the date this data was compiled. Results displayed are not distinguished as attempted or completed crimes, do not include other calls for police service, and only represent police service where a report was made. Police Incident Reports are classified by primary offense categories as defined by the Uniform Crime Reporting (UCR) system, however for this report all offenses are included, and each incident may have more than one offense listed on it. In cases where there is more than one offense listed, all offenses are counted individually. Although every reasonable verification effort is made, the accuracy of any data is subject to the constraints of the report generation process as well as the manner, format, and point in time of any query.

-
- PART I OFFENSES:** Chosen by the FBI as Part I Offenses because they are serious crimes that occur with regularity in all areas of the country and are likely to be reported to Police.
- PART II OFFENSES:** All other crimes other than the eight Part I Offenses. The Uniform Crime Reporting Program gathers only arrest data for Part II Offenses, however, SLCPD results displayed in this document display all Part II Offenses, regardless of the presence of arrest data.
- ALL OTHER OFFENSES:** Under the Part II Offense section, 'All Other Offenses' include Peeping Tom, Trespass, Kidnap/Abduction, Pornography, Extortion/Blackmail, Bribery, Warrants, Sexual Offenses, Obstruction, Public Peace, and Hit & Run.
- NON-UCR OFFENSES:** Non-UCR Offenses include reports for all other offenses not classified as a Part I or Part II Offense. Results displayed separate some of these offenses such as Ambulance Calls, Deaths, Missing Persons, Suicides, Suspicious Activity, and Traffic Accidents.
- ALL OTHER NON-UCR:** Under the Non-UCR category, 'All Other' include the remainder of offenses not classified as Part I or Part II and not separated from the Non-UCR Offenses. These include things such as Loud Parties, Barking Dogs, Mentally Ill Subjects, Citizen Assistance, etc.
- LOW NUMBER OFFENSES:** On page two, in the interest of space and allowing for easier viewing, the category titled 'Low Number Offenses' include Part I and Part II Offenses from page one that have totals under the amount of 24.

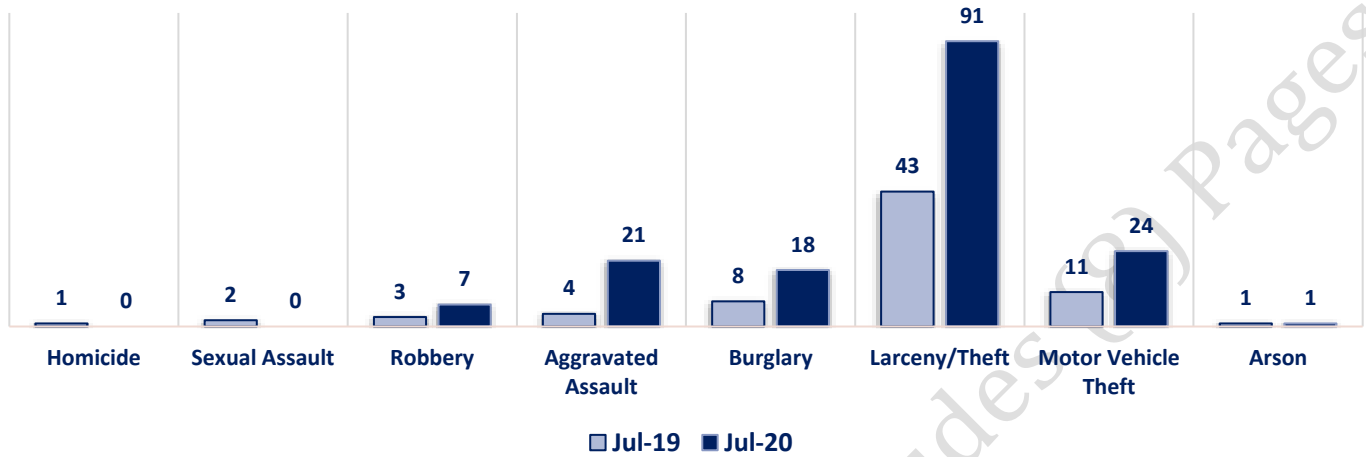
Offenses

		OFFENSE	JUL 19	JUL 20	OFFENSE	JUL 19	JUL 20
PART I OFFENSES	VIOLENT	Homicide	1	0	Other Assaults	49	46
		Sexual Assault	2	0	Forgery/Counterfeit	4	5
		Robbery	3	7	Fraud	15	25
		Aggravated Assault	4	21	Embezzlement	0	0
		Burglary	8	18	Stolen Property	2	3
	PROPERTY	Larceny/Theft	43	91	Vandalism	15	50
		Motor Vehicle Theft	11	24	Weapons	9	9
		Arson	1	1	Prostitution	0	0
		PART I TOTALS	73	162	Sex Offenses	0	4
NON-UCR OFFENSES	Ambulance Calls	12	6	Drug Abuse	27	45	
	Deaths	4	4	Gambling	1	0	
	Missing Persons	4	8	Family Offenses	44	47	
	Suicides	1	0	DUI	5	7	
	Suspicious Activity	6	12	Liquor Laws	1	0	
	Traffic Accidents	37	29	Drunkenness	2	10	
	All Other	141	135	Disorderly Conduct	2	4	
	NON-UCR TOTALS	205	194	All Other Offenses	85	92	
	PART I OFFENSES	73	162	Curfew/Loitering	0	0	
	PART II OFFENSES	267	356	Runaway	6	9	
TOTALS	NON-UCR OFFENSES	205	194	PART II TOTALS	267	356	
	TOTAL	545	712				

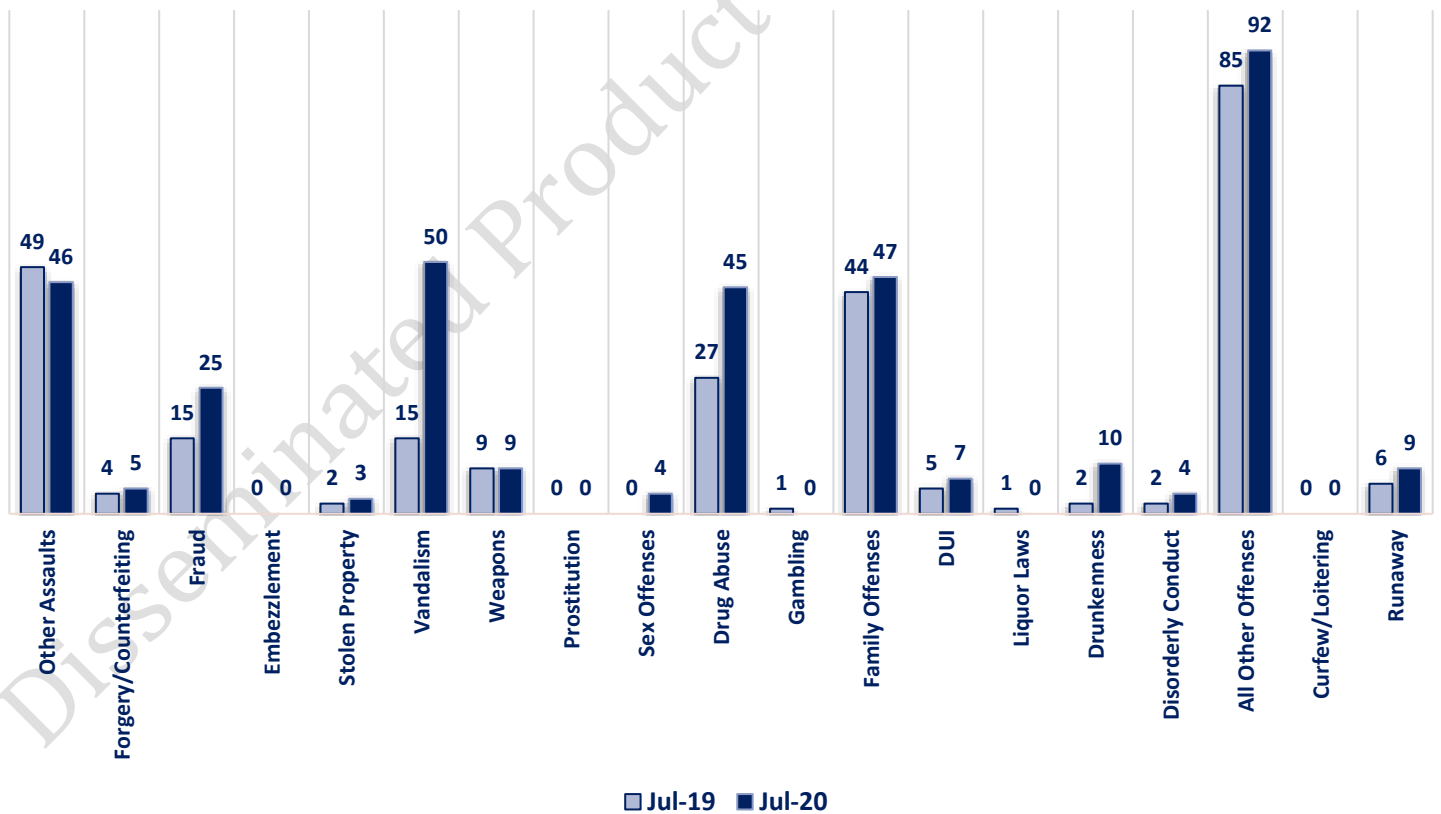
JULY 2020- PART I & II OFFENSE PERCENTAGES



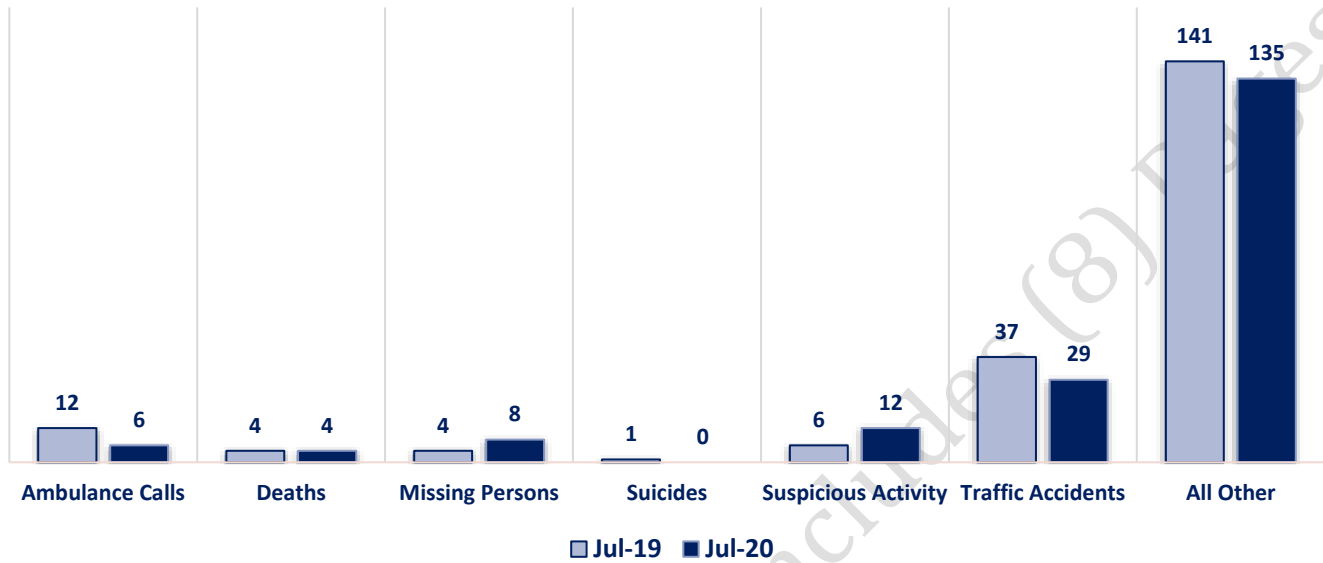
Part I Offenses



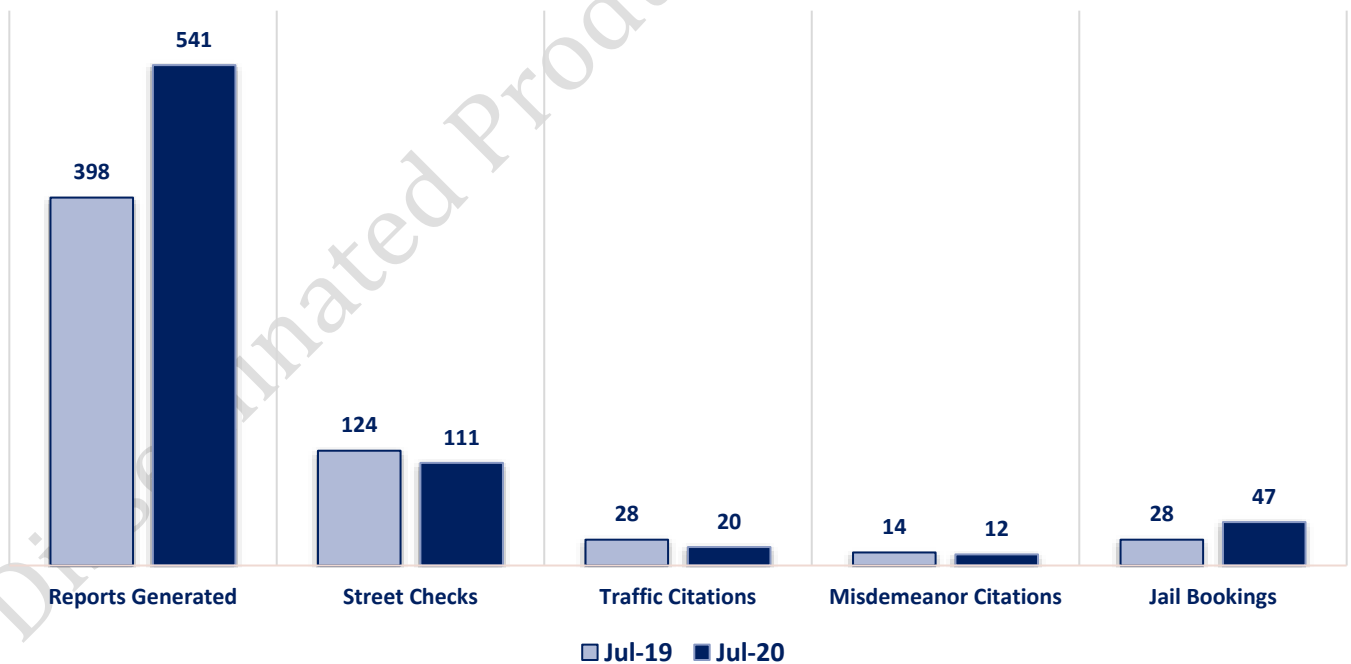
Part II Offenses



Non-UCR Offenses

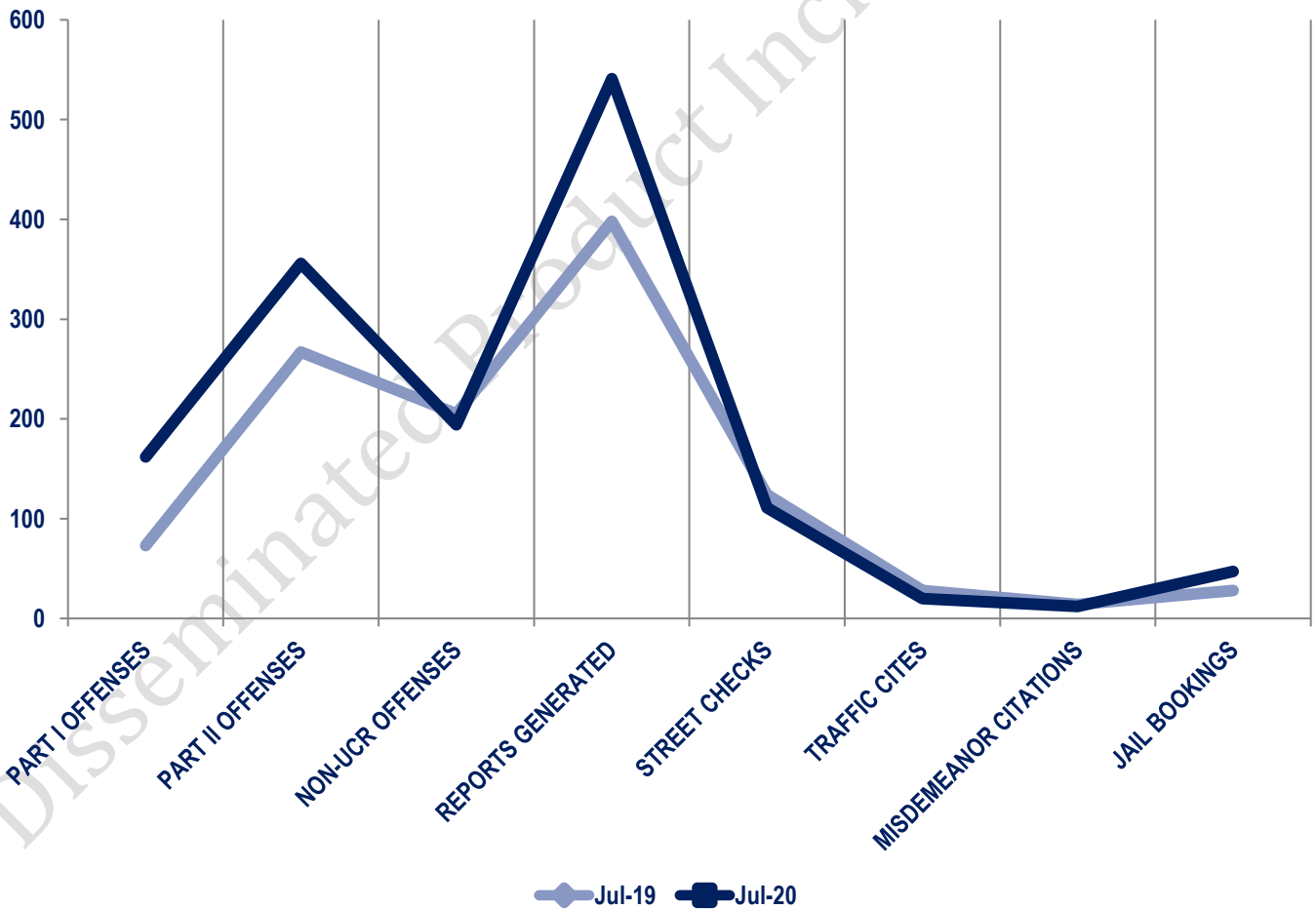


Other Event Totals



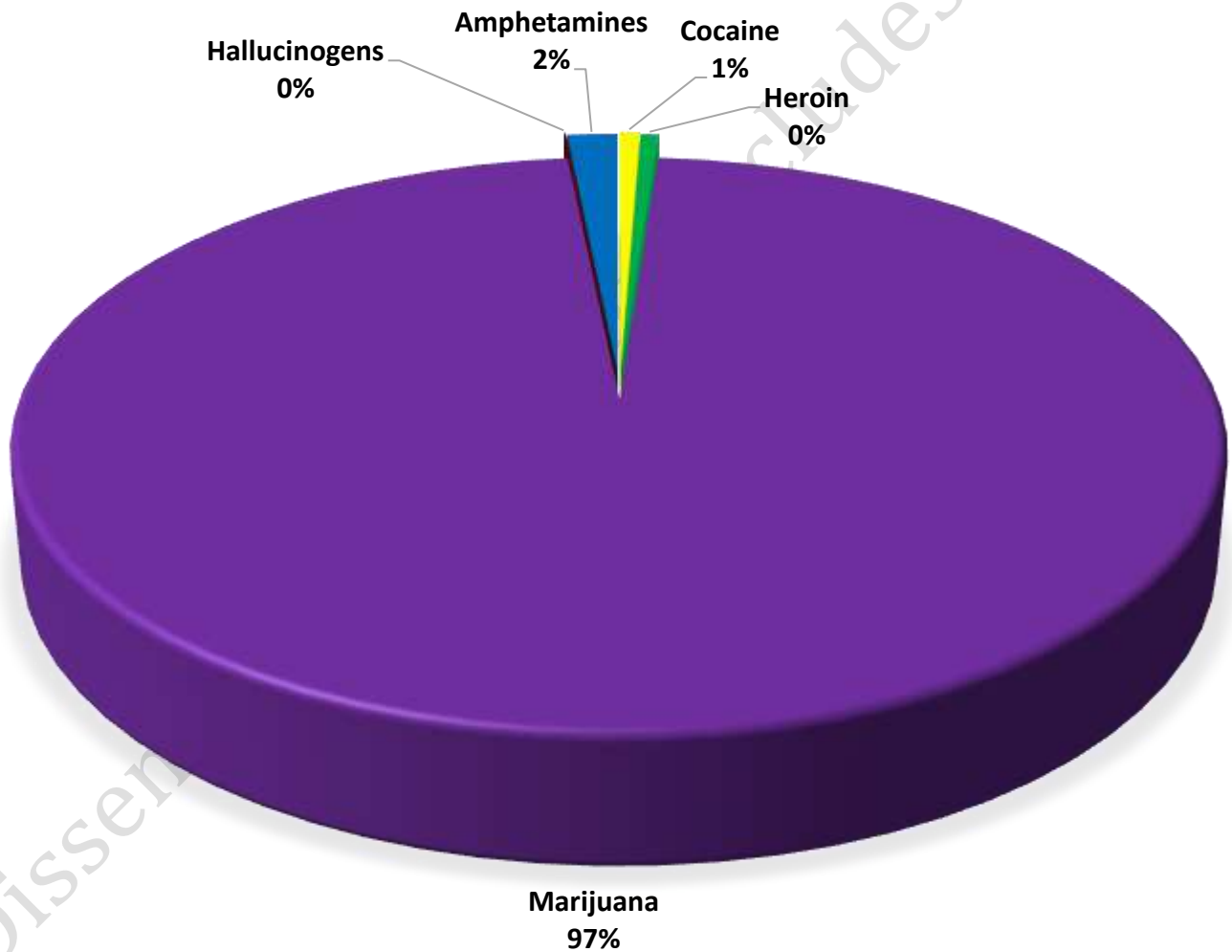
Combined Offense/Event Trends

	JULY 2019	JULY 2020
Part I Offenses	73	162
Part II Offenses	267	356
NonUCR Offenses	205	194
Reports Generated	398	541
Street Checks	124	111
Traffic Citations	28	20
Misdemeanor Citations	14	12
Jail Bookings	28	47



Seized Drugs

TYPE	DOSES	STREET VALUE
Cocaine	184.0	\$ 1,840.00
Heroin	167.0	\$ 1,670.00
Marijuana	28796.6	\$ 172,779.67
Hallucinogens	7.2	\$ 14.46
Amphetamines	465.9	\$ 4,659.00
TOTAL	29620.7	\$ 180,963.13



Part I & II Offenses - One Year

