



CITY COUNCIL DISTRICT #2 MONTHLY OFFENSE SUMMARY

July 2020

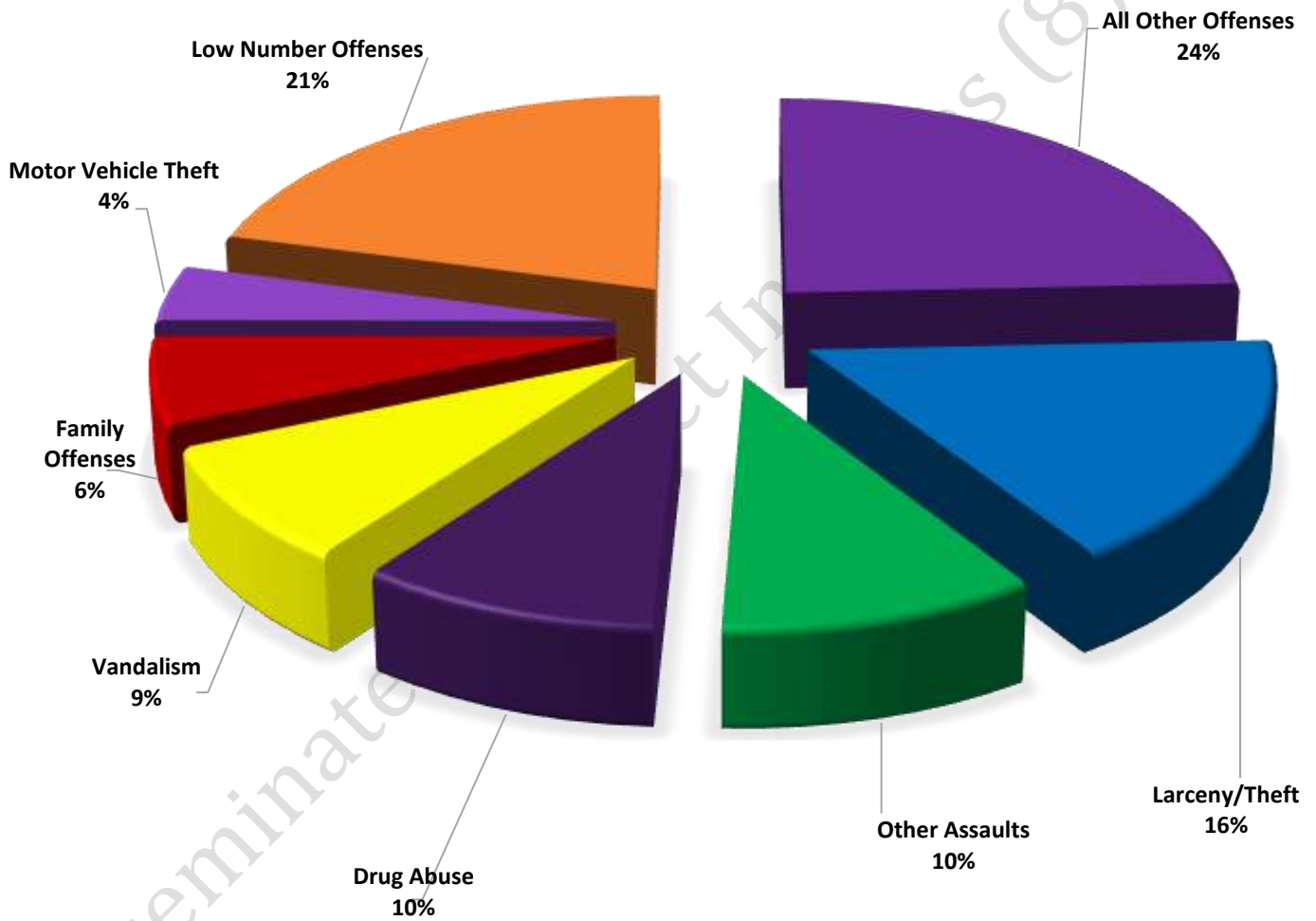
These figures represent preliminary counts of original Police Incident Reports and include all offenses within the above listed City Council District only. Full statistical analysis to determine the confidence level of this data has not been performed. The results contained herein are approximate in relation to the listed area and may not fully coincide with data shown in other areas of SLCPD's Crime Statistics page such as Calls for Service, Crimes Trending, and Crime Reports due to and reflective of departmental procedures that were in place at the time the event occurred and the date this data was compiled. Results displayed are not distinguished as attempted or completed crimes, do not include other calls for police service, and only represent police service where a report was made. Police Incident Reports are classified by primary offense categories as defined by the Uniform Crime Reporting (UCR) system, however for this report all offenses are included, and each incident may have more than one offense listed on it. In cases where there is more than one offense listed, all offenses are counted individually. Although every reasonable verification effort is made, the accuracy of any data is subject to the constraints of the report generation process as well as the manner, format, and point in time of any query.

-
- PART I OFFENSES:** Chosen by the FBI as Part I Offenses because they are serious crimes that occur with regularity in all areas of the country and are likely to be reported to Police.
- PART II OFFENSES:** All other crimes other than the eight Part I Offenses. The Uniform Crime Reporting Program gathers only arrest data for Part II Offenses, however, SLCPD results displayed in this document display all Part II Offenses, regardless of the presence of arrest data.
- ALL OTHER OFFENSES:** Under the Part II Offense section, 'All Other Offenses' include Peeping Tom, Trespass, Kidnap/Abduction, Pornography, Extortion/Blackmail, Bribery, Warrants, Sexual Offenses, Obstruction, Public Peace, and Hit & Run.
- NON-UCR OFFENSES:** Non-UCR Offenses include reports for all other offenses not classified as a Part I or Part II Offense. Results displayed separate some of these offenses such as Ambulance Calls, Deaths, Missing Persons, Suicides, Suspicious Activity, and Traffic Accidents.
- ALL OTHER NON-UCR:** Under the Non-UCR category, 'All Other' include the remainder of offenses not classified as Part I or Part II and not separated from the Non-UCR Offenses. These include things such as Loud Parties, Barking Dogs, Mentally Ill Subjects, Citizen Assistance, etc.
- LOW NUMBER OFFENSES:** On page two, in the interest of space and allowing for easier viewing, the category titled 'Low Number Offenses' include Part I and Part II Offenses from page one that have totals under the amount of 24.

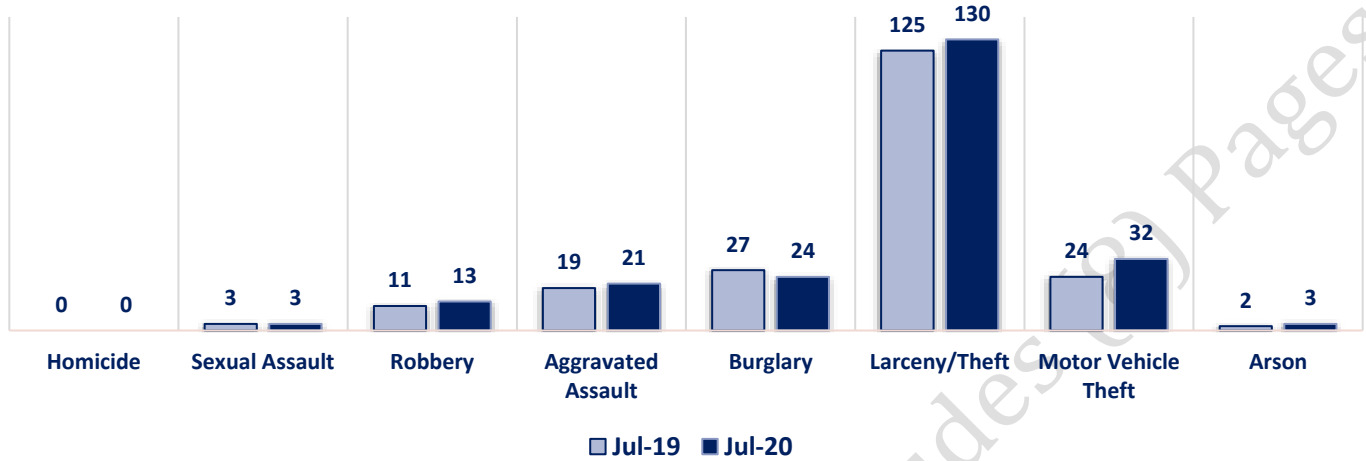
Offenses

		OFFENSE	JUL 19	JUL 20	OFFENSE	JUL 19	JUL 20
PART I OFFENSES	VIOLENT	Homicide	0	0	Other Assaults	57	79
		Sexual Assault	3	3	Forgery/Counterfeit	8	6
		Robbery	11	13	Fraud	27	24
		Aggravated Assault	19	21	Embezzlement	0	0
		Burglary	27	24	Stolen Property	9	9
	PROPERTY	Larceny/Theft	125	130	Vandalism	47	67
		Motor Vehicle Theft	24	32	Weapons	11	16
		Arson	2	3	Prostitution	7	5
		PART I TOTALS	211	226	Sex Offenses	3	4
NON-UCR OFFENSES	Ambulance Calls	18	28	Drug Abuse	111	75	
	Deaths	4	7	Gambling	0	0	
	Missing Persons	3	9	Family Offenses	63	50	
	Suicides	0	0	DUI	8	8	
	Suspicious Activity	17	30	Liquor Laws	2	1	
	Traffic Accidents	89	71	Drunkenness	8	13	
	All Other	231	257	Disorderly Conduct	10	9	
	NON-UCR TOTALS	362	402	All Other Offenses	179	192	
	PART I OFFENSES	211	226	Curfew/Loitering	0	0	
	PART II OFFENSES	551	564	Runaway	1	6	
TOTALS	NON-UCR OFFENSES	362	402	PART II TOTALS	551	564	
	TOTAL	1124	1192				

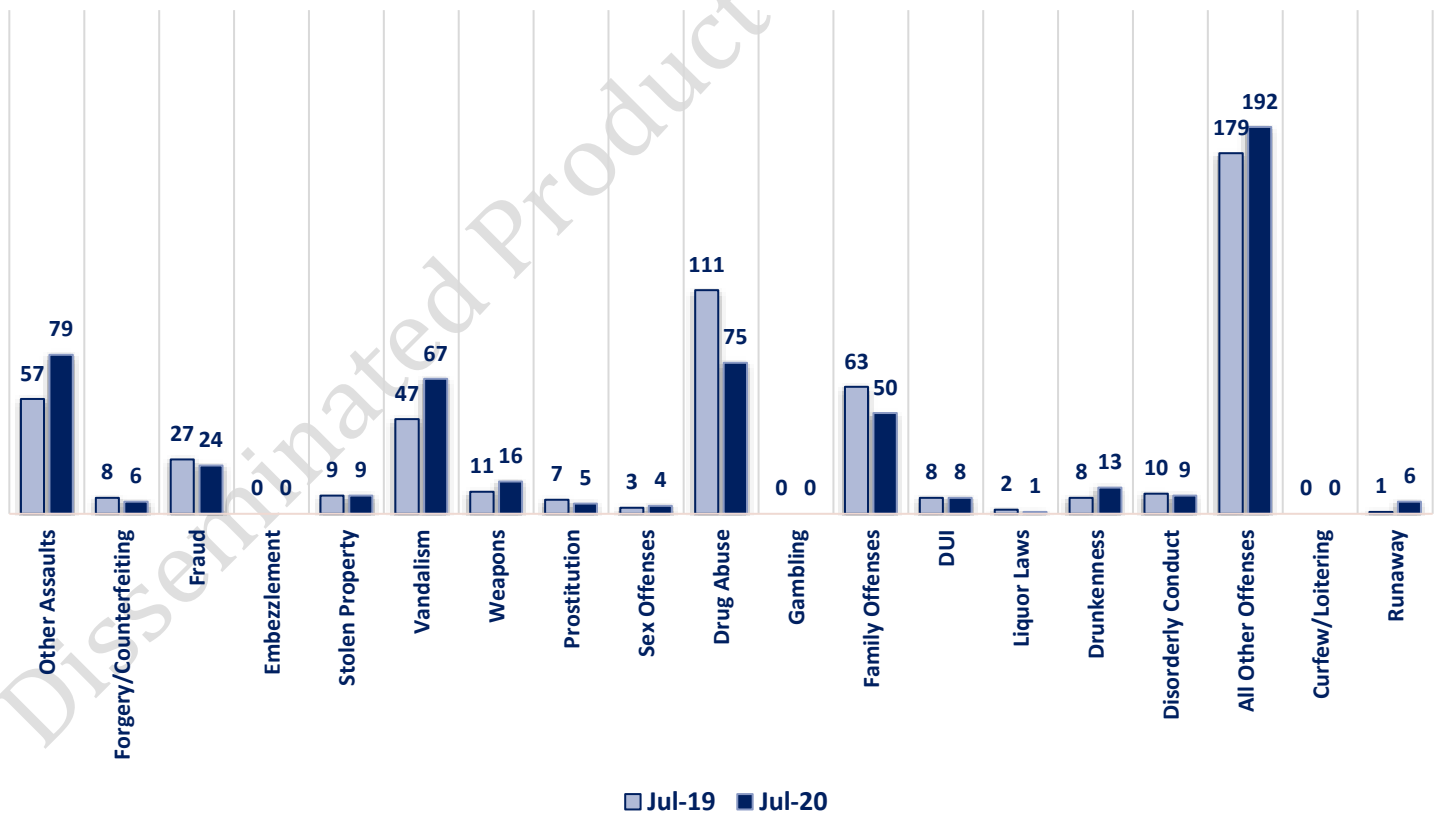
JULY 2020- PART I & II OFFENSE PERCENTAGES



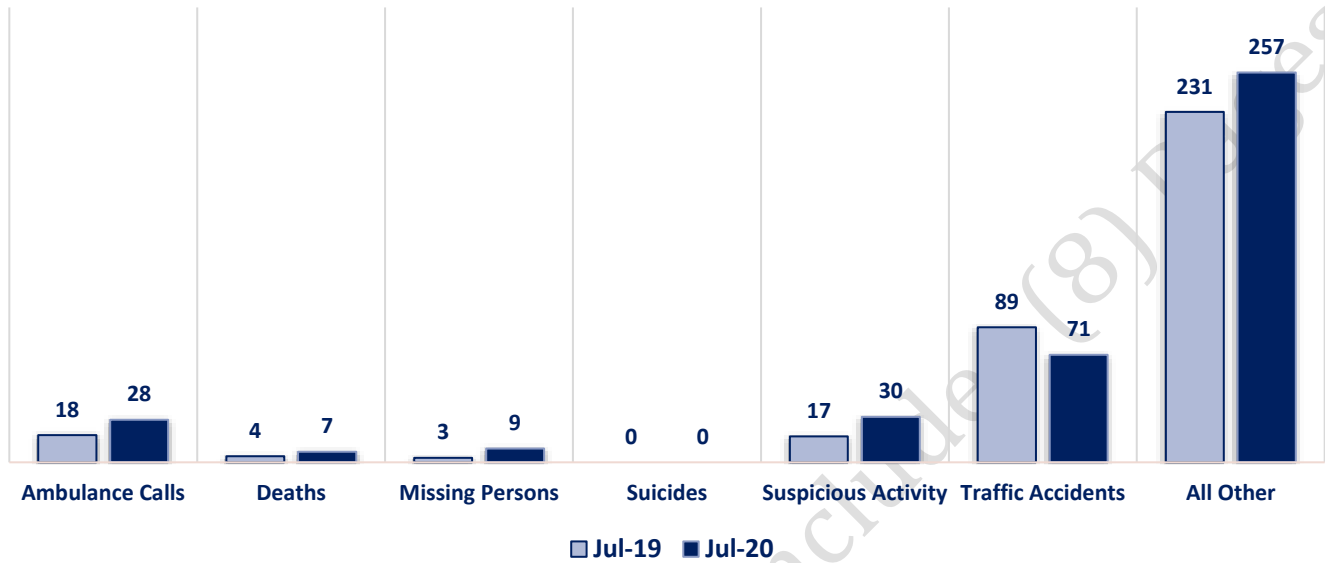
Part I Offenses



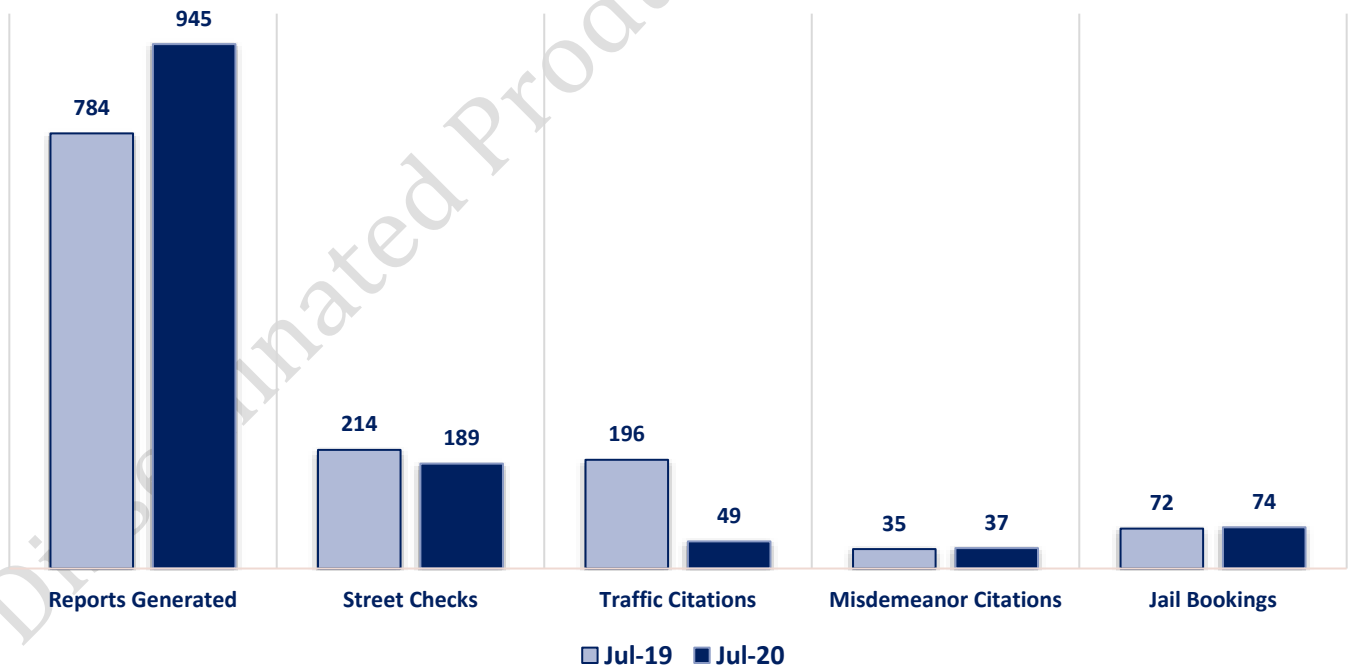
Part II Offenses



Non-UCR Offenses

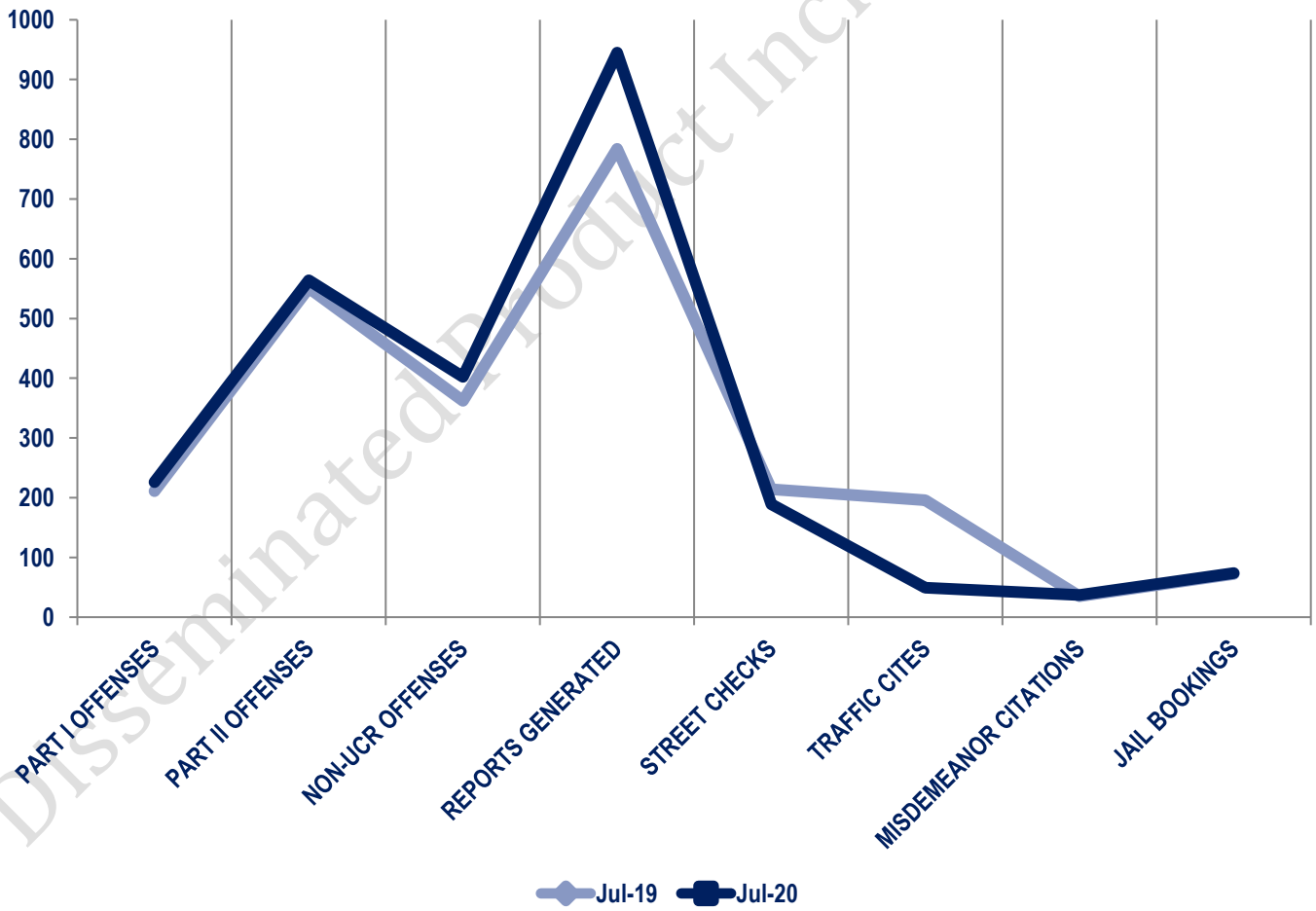


Other Event Totals



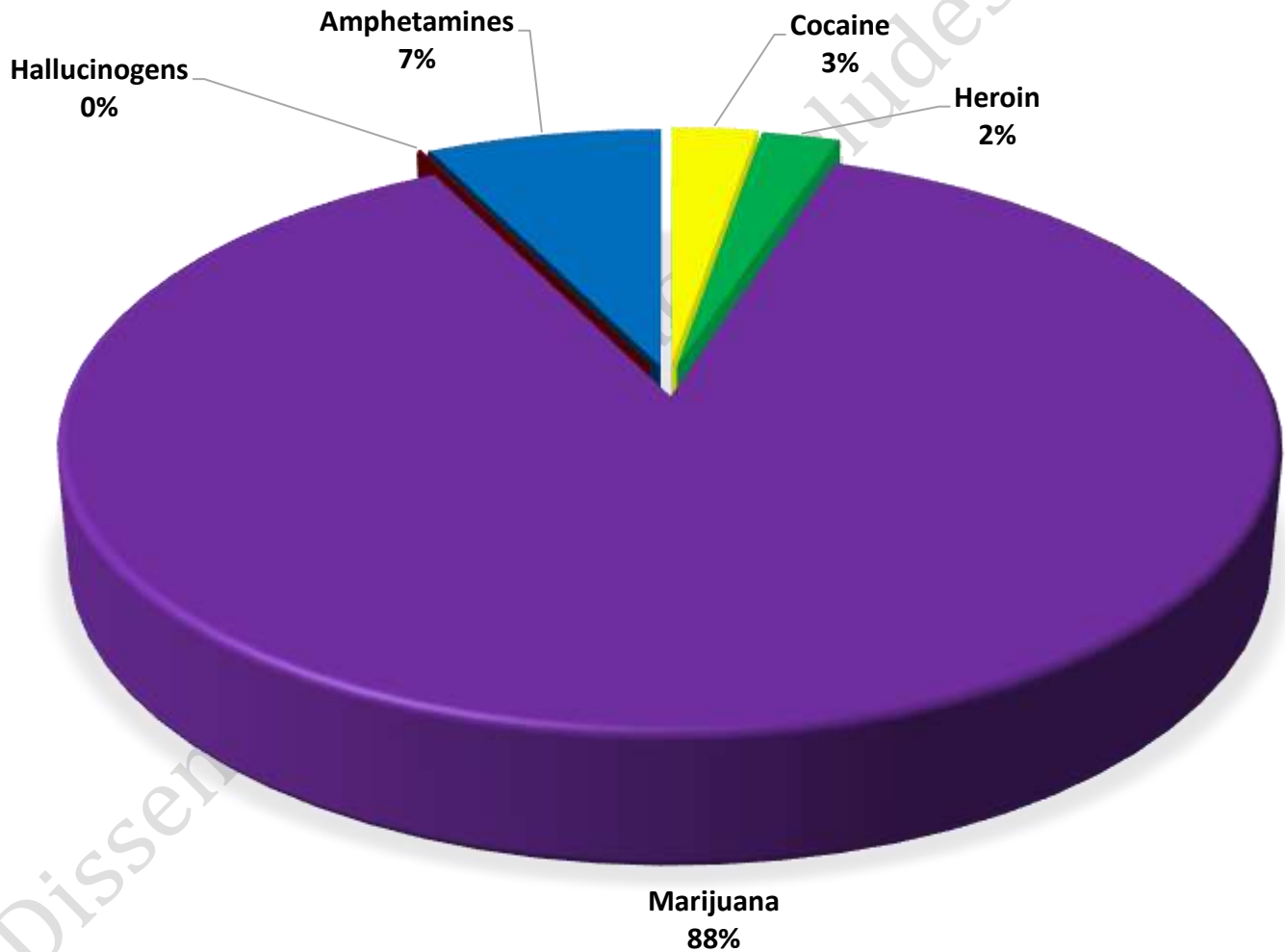
Combined Offense/Event Trends

	JULY 2019	JULY 2020
Part I Offenses	211	226
Part II Offenses	551	564
NonUCR Offenses	362	402
Reports Generated	784	945
Street Checks	214	189
Traffic Citations	196	49
Misdemeanor Citations	35	37
Jail Bookings	72	74



Seized Drugs

TYPE	DOSES	STREET VALUE
Cocaine	311.0	\$ 3,110.00
Heroin	280.2	\$ 2,802.00
Marijuana	10156.7	\$ 60,940.43
Hallucinogens	5.5	\$ 10.93
Amphetamines	848.4	\$ 8,484.00
TOTAL	11601.8	\$ 75,347.36



Part I & II Offenses - One Year

