



CITY COUNCIL DISTRICT #4 MONTHLY OFFENSE SUMMARY

July 2020

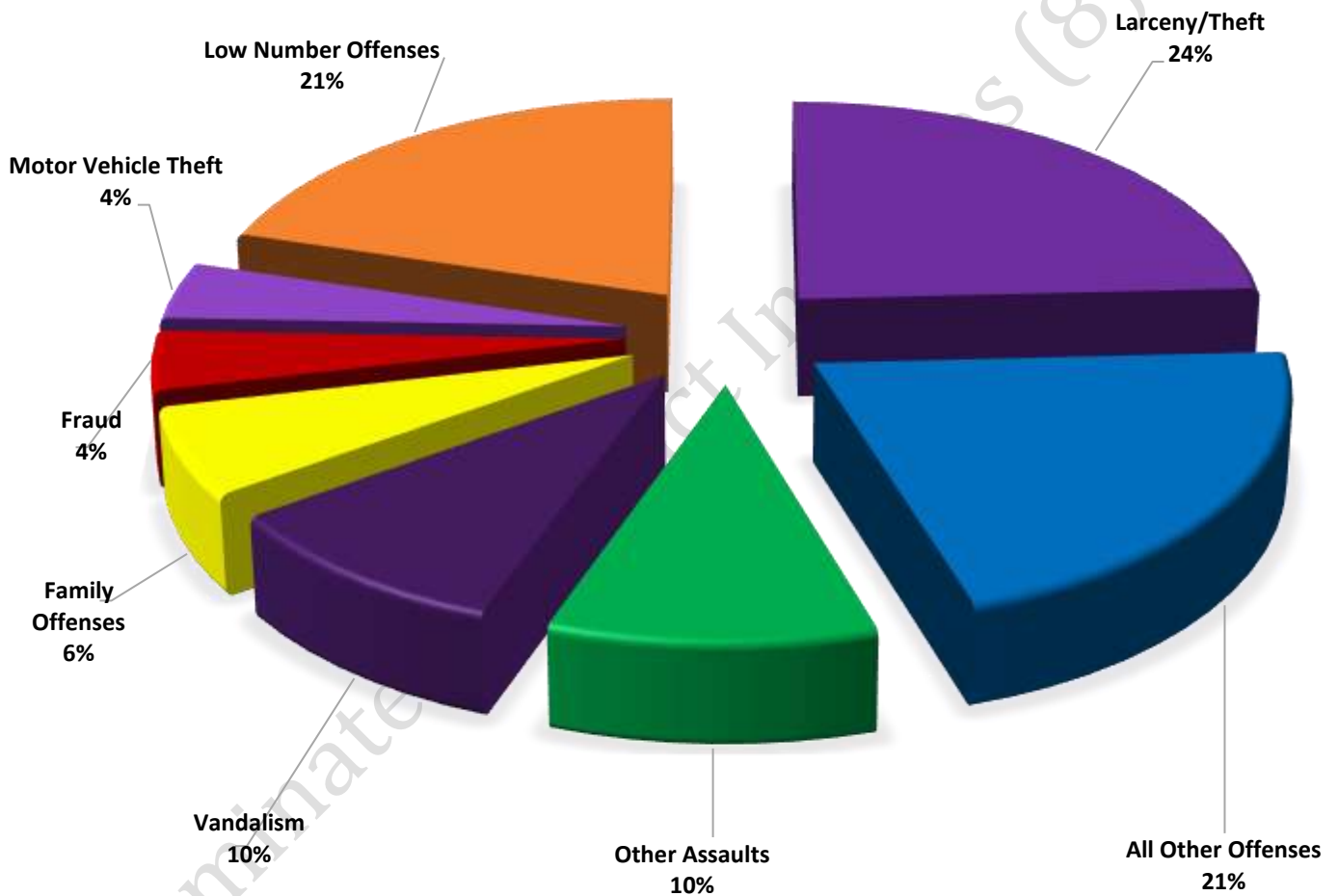
These figures represent preliminary counts of original Police Incident Reports and include all offenses within the above listed City Council District only. Full statistical analysis to determine the confidence level of this data has not been performed. The results contained herein are approximate in relation to the listed area and may not fully coincide with data shown in other areas of SLCPD's Crime Statistics page such as Calls for Service, Crimes Trending, and Crime Reports due to and reflective of departmental procedures that were in place at the time the event occurred and the date this data was compiled. Results displayed are not distinguished as attempted or completed crimes, do not include other calls for police service, and only represent police service where a report was made. Police Incident Reports are classified by primary offense categories as defined by the Uniform Crime Reporting (UCR) system, however for this report all offenses are included, and each incident may have more than one offense listed on it. In cases where there is more than one offense listed, all offenses are counted individually. Although every reasonable verification effort is made, the accuracy of any data is subject to the constraints of the report generation process as well as the manner, format, and point in time of any query.

-
- PART I OFFENSES:** Chosen by the FBI as Part I Offenses because they are serious crimes that occur with regularity in all areas of the country and are likely to be reported to Police.
- PART II OFFENSES:** All other crimes other than the eight Part I Offenses. The Uniform Crime Reporting Program gathers only arrest data for Part II Offenses, however, SLCPD results displayed in this document display all Part II Offenses, regardless of the presence of arrest data.
- ALL OTHER OFFENSES:** Under the Part II Offense section, 'All Other Offenses' include Peeping Tom, Trespass, Kidnap/Abduction, Pornography, Extortion/Blackmail, Bribery, Warrants, Sexual Offenses, Obstruction, Public Peace, and Hit & Run.
- NON-UCR OFFENSES:** Non-UCR Offenses include reports for all other offenses not classified as a Part I or Part II Offense. Results displayed separate some of these offenses such as Ambulance Calls, Deaths, Missing Persons, Suicides, Suspicious Activity, and Traffic Accidents.
- ALL OTHER NON-UCR:** Under the Non-UCR category, 'All Other' include the remainder of offenses not classified as Part I or Part II and not separated from the Non-UCR Offenses. These include things such as Loud Parties, Barking Dogs, Mentally Ill Subjects, Citizen Assistance, etc.
- LOW NUMBER OFFENSES:** On page two, in the interest of space and allowing for easier viewing, the category titled 'Low Number Offenses' include Part I and Part II Offenses from page one that have totals under the amount of 41.

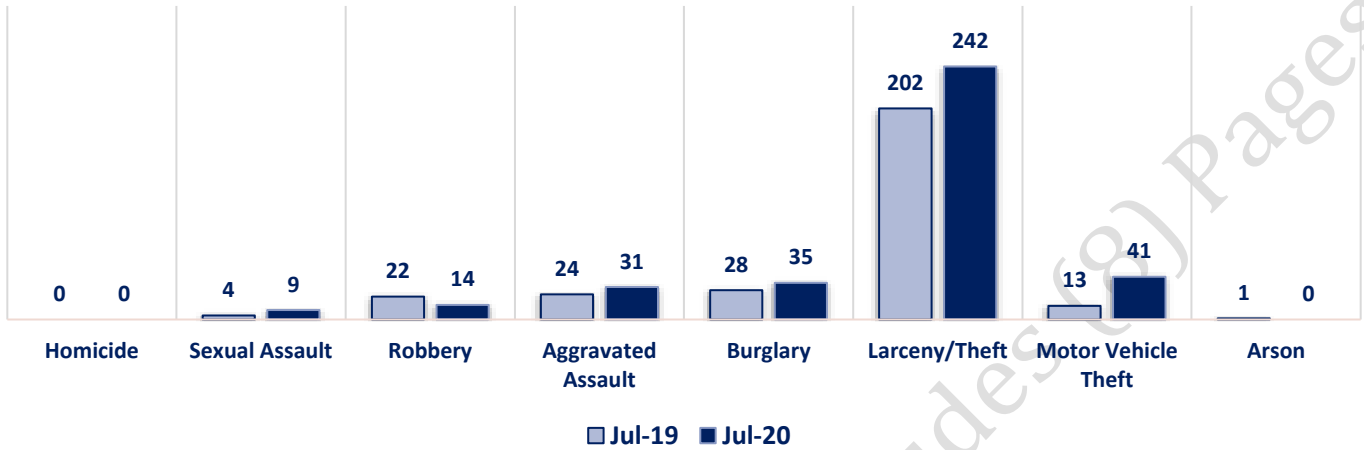
Offenses

		OFFENSE	JUL 19	JUL 20	OFFENSE	JUL 19	JUL 20
PART I OFFENSES	VIOLENT	Homicide	0	0	Other Assaults	128	102
		Sexual Assault	4	9	Forgery/Counterfeit	10	16
		Robbery	22	14	Fraud	54	42
		Aggravated Assault	24	31	Embezzlement	0	0
		Burglary	28	35	Stolen Property	5	5
	PROPERTY	Larceny/Theft	202	242	Vandalism	49	96
		Motor Vehicle Theft	13	41	Weapons	5	4
		Arson	1	0	Prostitution	2	0
		PART I TOTALS	294	372	Sex Offenses	4	4
NON-UCR OFFENSES	Ambulance Calls	97	62	Drug Abuse	114	41	
	Deaths	11	13	Gambling	1	0	
	Missing Persons	26	12	Family Offenses	45	63	
	Suicides	2	2	DUI	15	2	
	Suspicious Activity	37	36	Liquor Laws	4	0	
	Traffic Accidents	142	70	Drunkenness	55	21	
	All Other	402	300	Disorderly Conduct	37	18	
	NON-UCR TOTALS	717	495	All Other Offenses	329	211	
	PART I OFFENSES	294	372	Curfew/Loitering	0	0	
	PART II OFFENSES	867	628	Runaway	10	3	
TOTALS	NON-UCR OFFENSES	717	495	PART II TOTALS	867	628	
	TOTAL	1878	1495				

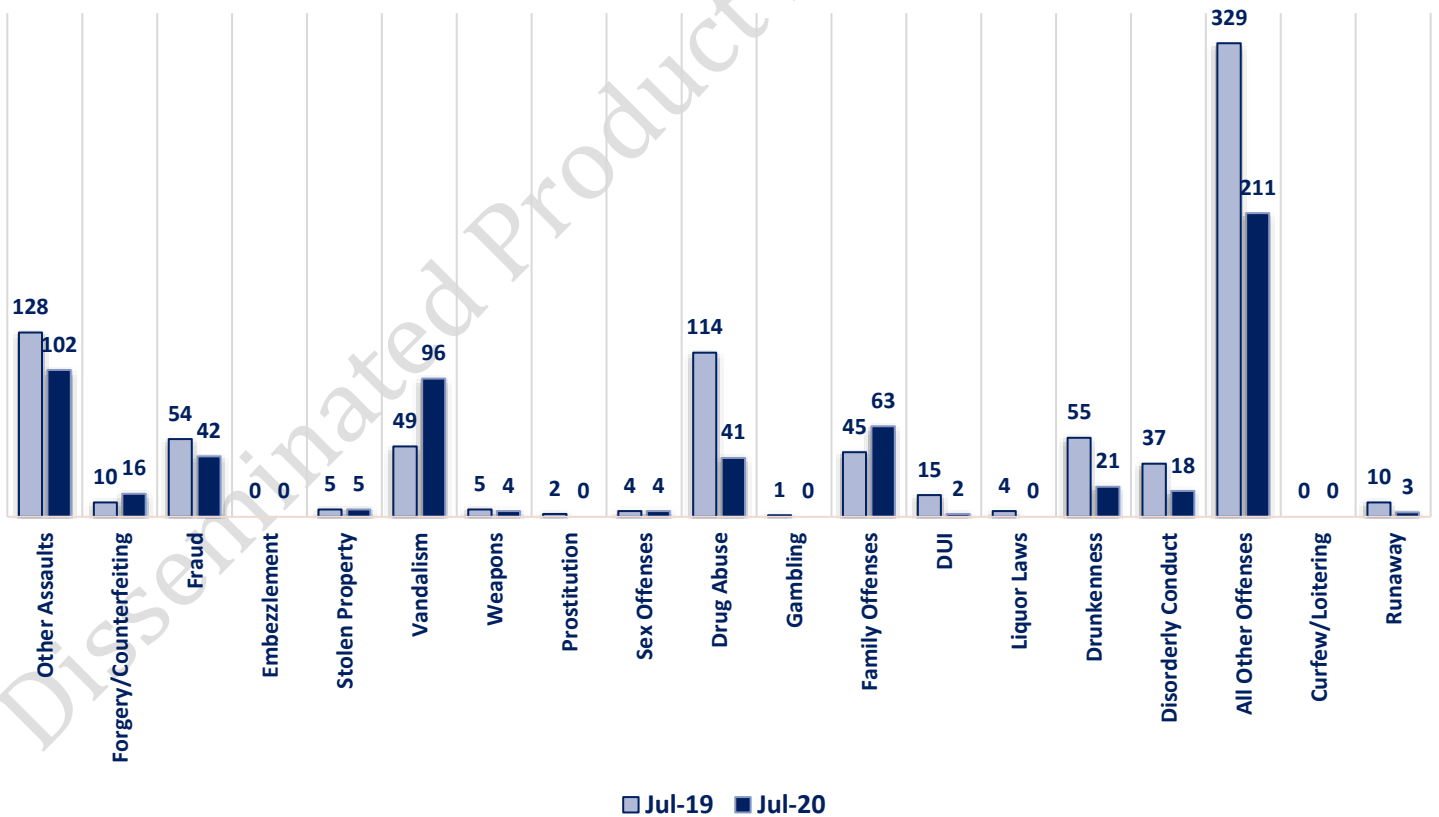
JULY 2020- PART I & II OFFENSE PERCENTAGES



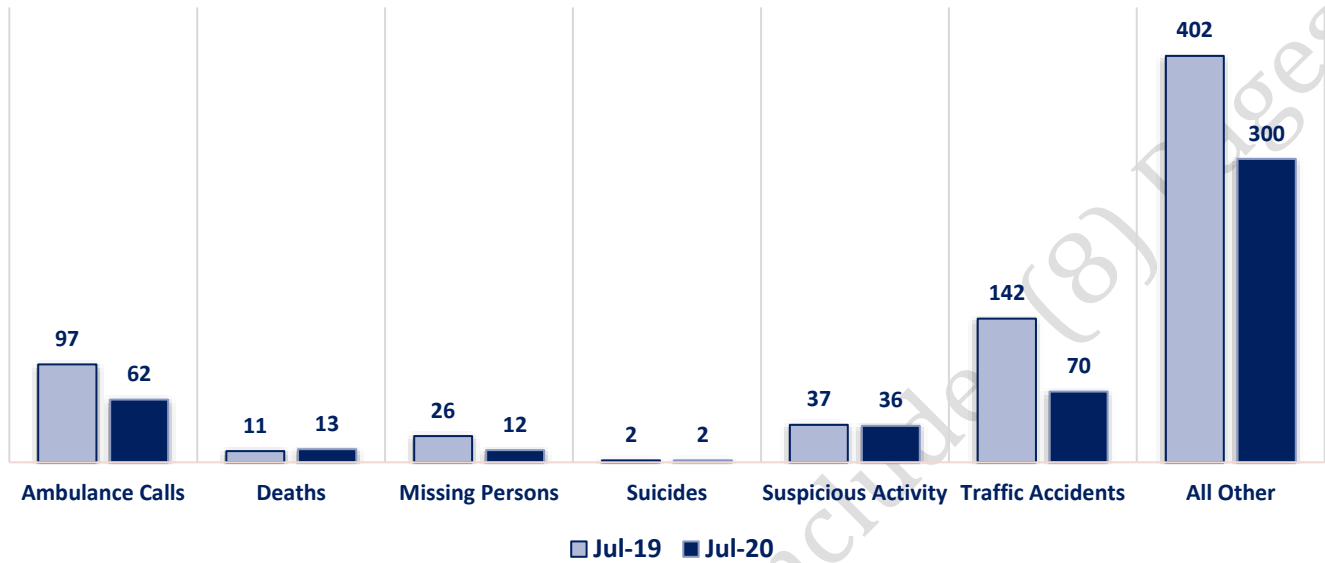
Part I Offenses



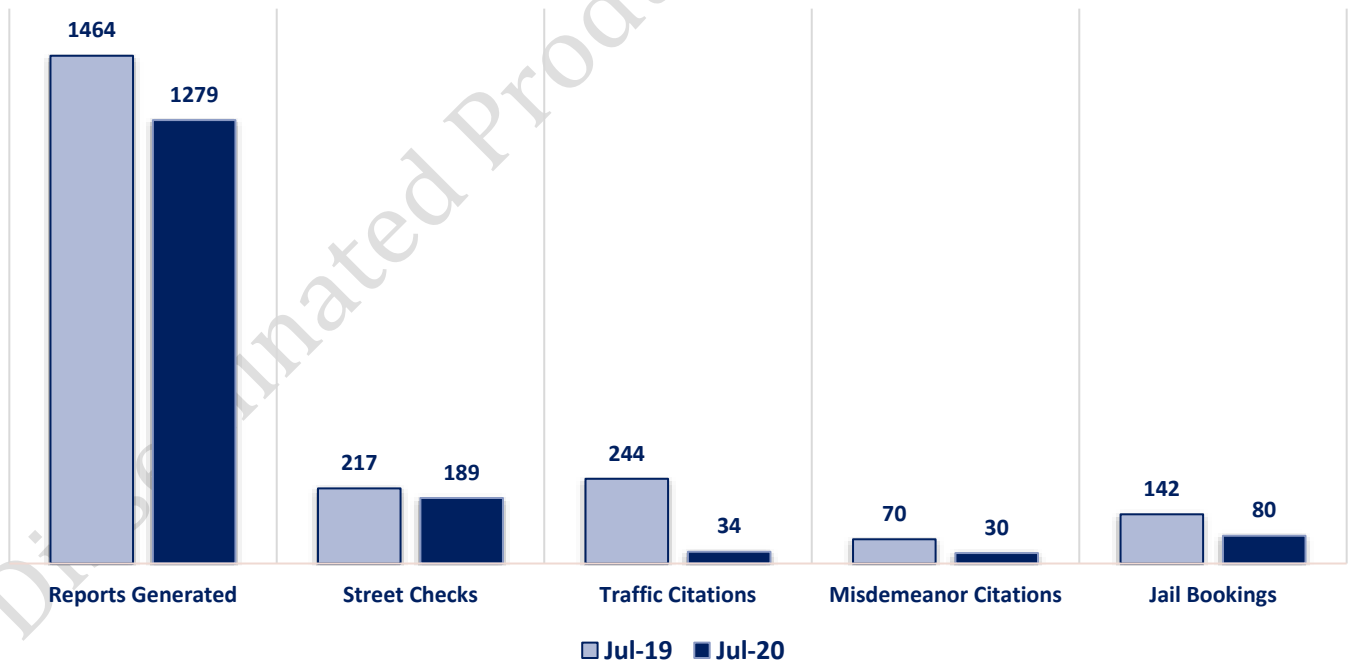
Part II Offenses



Non-UCR Offenses

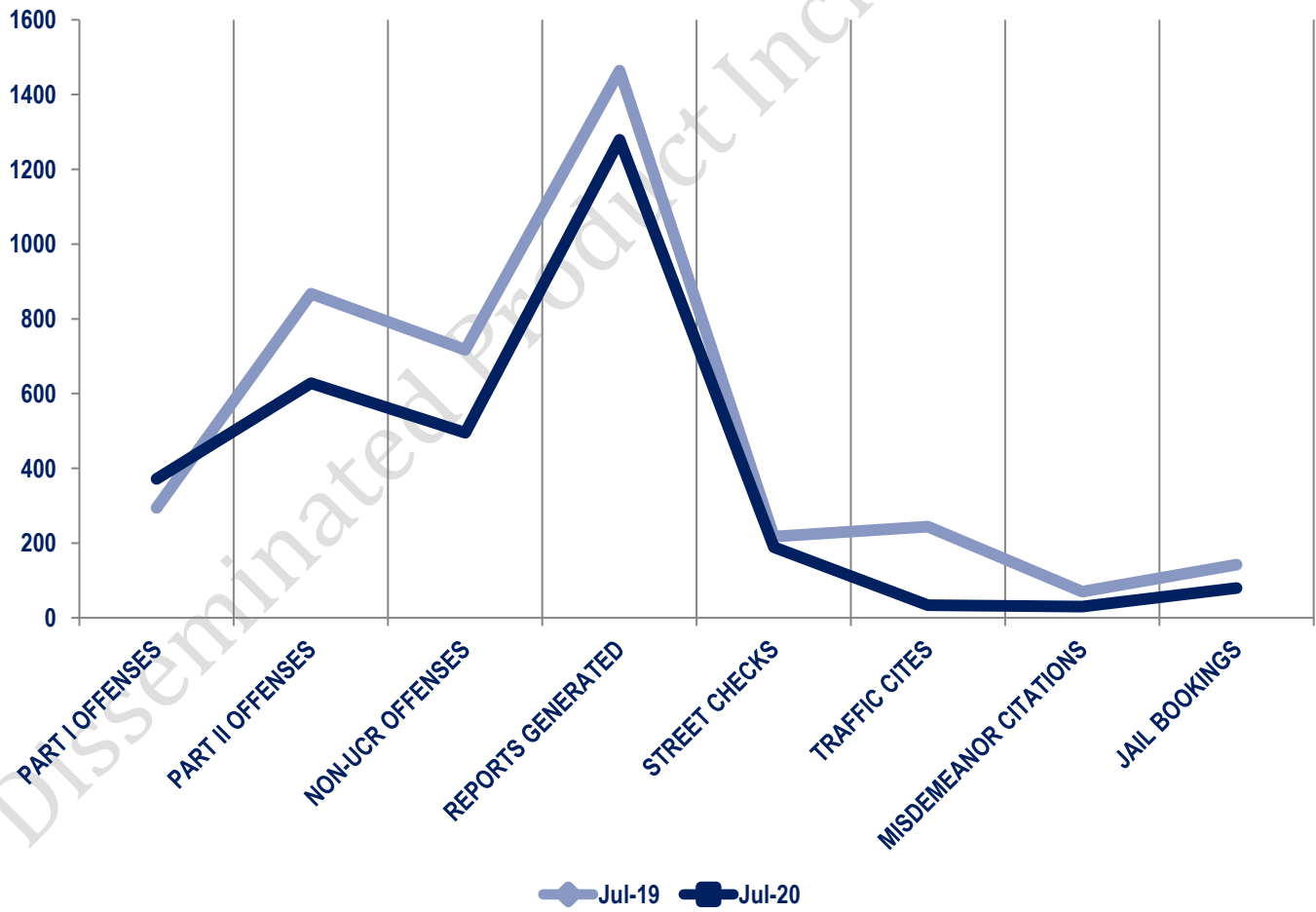


Other Event Totals



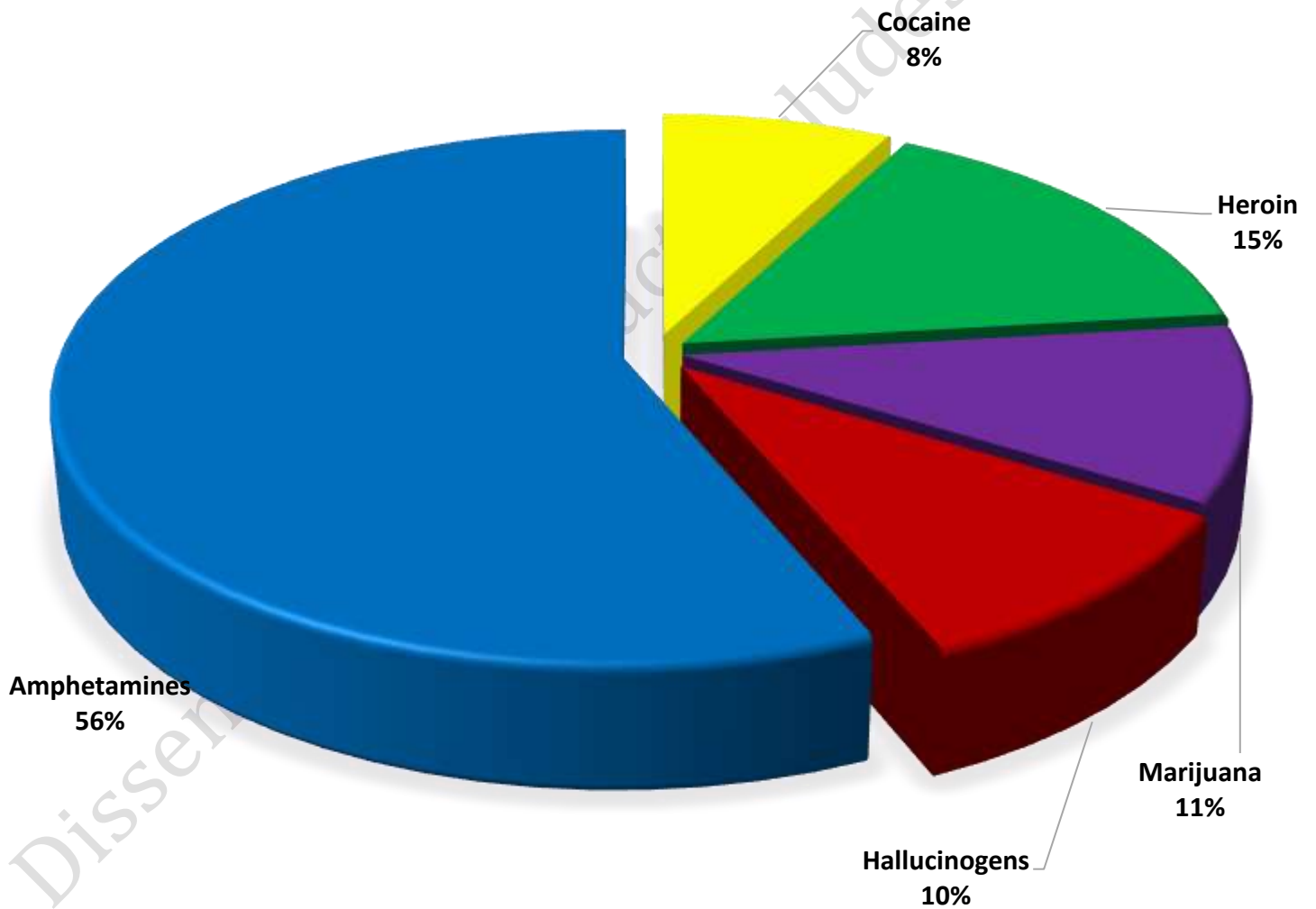
Combined Offense/Event Trends

	JULY 2019	JULY 2020
Part I Offenses	294	372
Part II Offenses	867	628
NonUCR Offenses	717	495
Reports Generated	1464	1279
Street Checks	217	189
Traffic Citations	244	34
Misdemeanor Citations	70	30
Jail Bookings	142	80



Seized Drugs

TYPE	DOSES	STREET VALUE	
Cocaine	105.0	\$	1,050.00
Heroin	212.0	\$	2,120.00
Marijuana	145.5	\$	872.71
Hallucinogens	134.6	\$	269.14
Amphetamines	772.9	\$	7,729.42
TOTAL	1370.0	\$	12,041.27



Part I & II Offenses - One Year

